

Public

# NESO Operational Transparency Forum

10 June 2026

## Welcome to the Operational Transparency Forum!

You are in listen-only mode with your camera turned off.

Live Captioning Available. To enable live captions in Microsoft Teams:

Click on the 3 dots icon / 'More'

Click 'Turn on live captions'

# Key Points

Slido code #OTF

- **Ask Questions and give feedback:** Use **Sli.do event code #OTF**.
- **Submit early:** Ask questions early to give our experts time to answer.
- **No Edits:** Don't edit questions after submission; submit a new question, if needed.
- **Identify Yourself:** Provide your name or organization. Anonymous questions won't be answered live. If you have reasons to remain anonymous to the wider forum, please use the advance question or email options below.
- **Report Concerns:** Report concerns to the Market Monitoring team at [marketreporting@neso.energy](mailto:marketreporting@neso.energy).
- **Question Order:** Questions are answered in upvoted order. Some may be taken away or answered later.
- **Sli.do Open:** Sli.do remains open **until 12:00** for maximum question opportunities. After that please use the advance questions or email options below.
- **Q&A:** All questions are recorded & published. Unanswered questions will be included in the next slide pack.
- **Ask questions anytime** whether for inclusion in the forum or individual response through our [Advance Questions form](#) or at: [box.nc.customer@neso.energy](mailto:box.nc.customer@neso.energy).
- **Stay Updated:** Visit our webpage at: <https://www.neso.energy/what-we-do/systems-operations/operational-transparency-forum> for updates and previous OTF material.

**Note:** To access previous OTF webinars from Slido, click on the three lines to the left of forum title.

# Focus Topics


## Today

- 10<sup>th</sup> June
  - Freedom of Information Requests

Slido code #OTF

## Future

- 17<sup>th</sup> June
  - Voltage Reduction testing
  - Good industry practice thresholds for intermittent and non-intermittent BMUs
- 24<sup>th</sup> June
  - May Balancing Costs



If you have questions/suggestions of areas to cover during above presentations or ideas for focus topics you would like us to consider, please send them to us at: [box.nc.customer@neso.energy](mailto:box.nc.customer@neso.energy)

Public

# Expansion of Good Industry Practice Guidance Note to All Fuel Types

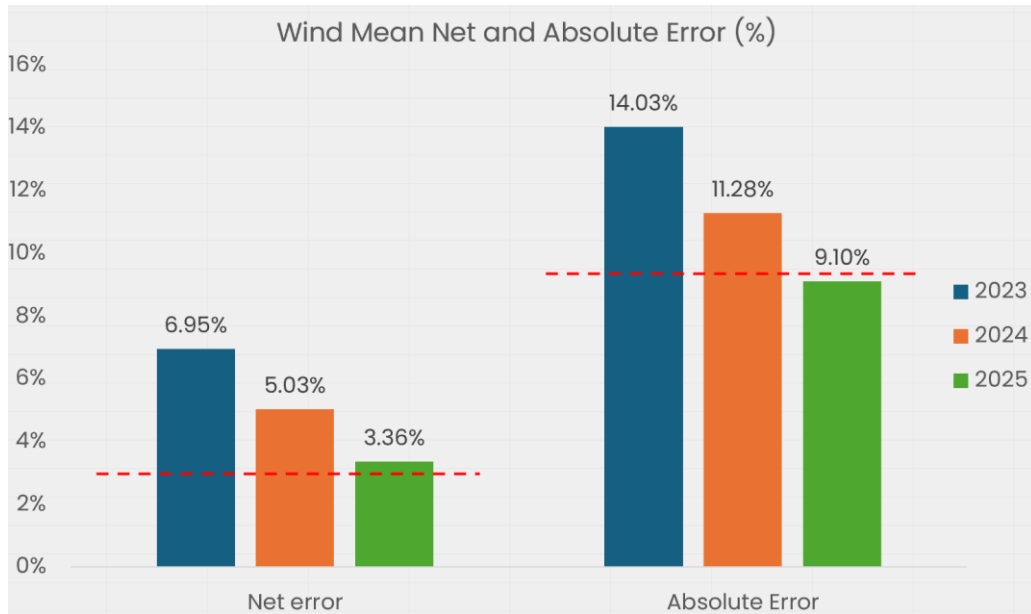


Figure 1: Average net and absolute error for all wind units

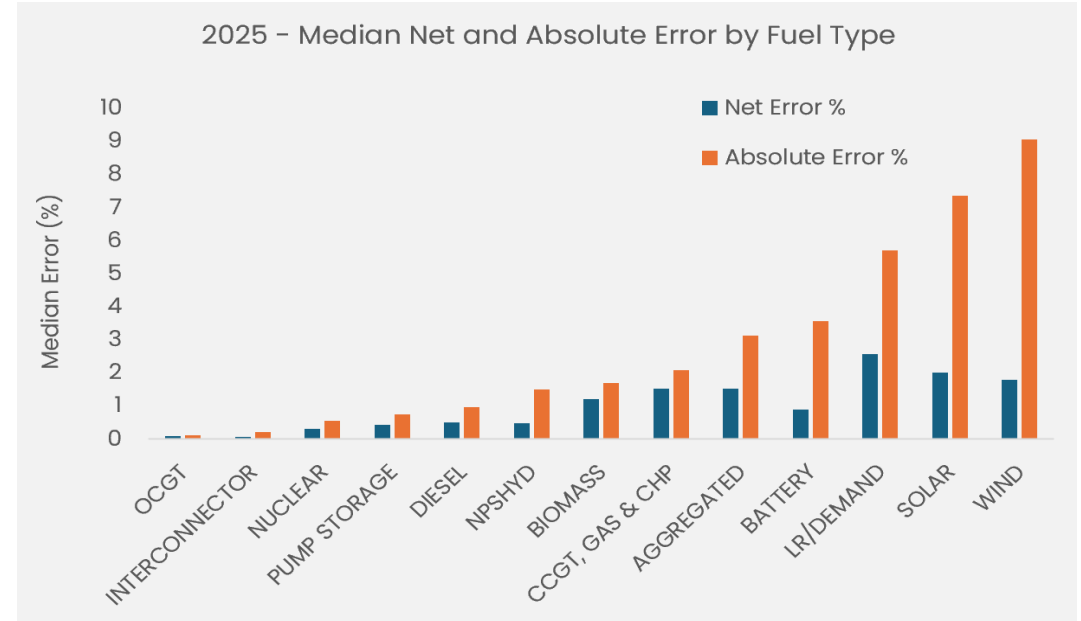


Figure 2: 2025 – Median net and absolute error by fuel type

- Previous version of the FPN accuracy guidance note focused on establishing thresholds and principles for preparation of physical notifications for wind BMUs. The project has delivered substantial improvement (~50% reduction in the error between 2023 and 2025) in the data being submitted to the ENCC over time (Figure 1) and eventually ensured better dispatch decisions being made.
- Banking on the success of the project, we believe that a similar approach can be followed to address FPN inaccuracies observed on other fuel types (Figure 2)
- Given the Grid Code classification of units into intermittent (wind, solar, and tidal) and non-intermittent (all other fuel types), we have decided to introduce a revised version of the guidance note aimed at monitoring intermittent and non-intermittent BMUs against Good Industry Practice thresholds.

**Upcoming – 17<sup>th</sup> June:**

- Publication of All Fuel Good Industry Practice Guidance and Consultation Notes on the [market monitoring webpage](#)
- OTF focus topic on the good industry practice thresholds for intermittent and non-intermittent BMUs

Public

# Demand for Constraints Commercial Design Webinar

**Date:** 23 June 2026

**Time:** 10:30am – 11:45am

We are pleased to announce that NESO's Demand for Constraints (DfC) project team are hosting a commercial design webinar for the new Demand for Constraints service. The session will cover:

- The high-level design of DfC
- An overview of the commercial design
- An update on external engagement with industry, including NESO's interest in attending site visits in Scotland
- A dedicated Q&A session

The webinar invite can be found [here](#)



# South West Reactive Power 2026 Consultation

Slido code #OTF

NESO is launching an early Requirements Consultation, seeking market feedback regarding the possibility to procure near-term reactive power capability to address voltage needs in the South West of England in Summer 2026, prior to the launch of the Mid-term Reactive Power market later this year.

Further information is available here: [Mid-term market](#)

If you have any questions please contact [box.voltage@neso.energy](mailto:box.voltage@neso.energy)

Please respond by **26 June 2026**. Details on how to respond are included in the link above.

# Reserve & Response: Request for Information

Slido code #OTF

We have launched three Requests for Information as part of our Reserve and Response Reform programmes and welcome your feedback.

- **Locational Procurement Market Design**: NESO propose to transition procurement of Reserve and Response services on the EAC platform to a 12-zone model as opposed to the existing system-wide/national model in use today.
- **Reserve Reform RFI**: Following the launch of both Quick and Slow Reserve, and embedding of Balancing Reserve, NESO are keen to understand industry views on the existing design and implementation of the services for possible future iterations.
- **MFR and DR Reform**: NESO are seeking input on compliant, accessible replacement for Mandatory Frequency Response (MFR) as well as aligning the technical requirements of the Dynamic Regulation service with the other Dynamic Response Services.

Please respond by **03 July 2026**. Details on how to respond are included in each of the links above. We look forward to hearing your views.

# Dynamic Containment (DC) requirements

## Rationale for the change

- Recent analysis has identified increasing instances of unexpected MW movements, which are driving system frequency outside NESO's operational range of 49.8–50.2 Hz.
- These events can introduce additional operational risk.
- As a result, NESO will be increasing DC requirements, aimed at improving steady-state frequency control, in the short term while further investigation into the root cause continues.

## What has been implemented?

- NESO has increased the DC procurement requirements by approximately **200 - 400 MW**.
  - We will start procuring this on 17th June 2026 through the EAC auction platform.

## What is next?

- NESO will continue to monitor the scale and frequency of these changes and assess their impact on system performance.
- The DC requirement may be further updated to ensure system security and compliance with operational standards based on this ongoing assessment.

# Our Business Plan 3 (BP3) End-Scheme Report

As part of the incentives framework, we publish reports on our performance throughout the year.

On Friday 15 May, we published our **BP3 end-scheme incentives report**.

The report sets out how we've performed against our commitments in the final year (April 2025 – March 2026) of our RII0-2 price control period.

Ofgem will publish their BP3 end-scheme incentives outcome report at the end of August.

---

**If you have any questions, please contact us at**  
[box.soincentives.electricity@neso.energy](mailto:box.soincentives.electricity@neso.energy)

# Report documents

Visit our website to access the [BP3 End-Scheme Report documents](#)

## Performance Summary



- Executive Summary
- Our BP3 Highlights
- Performance Objective Outcomes
- Delivery Value for Money
- Listening to our Stakeholders

## Supporting documents

- BP3 End-Scheme Evidence Chapters
- BP3 End-Scheme Reported Metrics Annex

# Future Event Summary

Slido code #OTF

Event	Date & Time	Link
NESO Markets, Balancing and Dispatch Summer System Update - London	22 June (09:00 – 17:30)	<a href="#">Register for London here</a>
Demand for Constraints Commercial Design Webinar	23 June (10:30 – 11:45)	<a href="#">Register here</a>
South West Reactive Power 2026 Consultation	Close date: 26 June	<a href="#">Response Form here</a>
NESO Markets, Balancing and Dispatch Summer System Update - Glasgow	2 July (09:00 – 17:30)	<a href="#">Register for Glasgow here</a>
Reserve & Response: Request for Information	Close date: 3 July	<a href="#">Locational Procurement Market Design</a> <a href="#">Reserve Reform RFI</a> <a href="#">MFR and DR Reform</a>





<sup>11</sup> Check out the [NESO Events Calendar](#) for more...

Public

# NESO ready to manage variable electricity demand during

Biggest-ever FIFA World Cup (2026)

## Why this matters now

-  NESO preparing for electricity demand spikes during World Cup.
-  Driven by high TV viewership and behavioural patterns (e.g. kettles, cooking)
-  Focus on maintaining system balance during key moments
-  Electricity National Control Centre actively planning for peaks

## Key Forecasts

- **Up to 800 MW** possible for England's opening match
- Late-night Scotland games: potential lower demand due to 2am kick off
- **Demand** rises most during high-stakes matches

## System Trends

- **20% less electricity per viewer** vs 1998
- Improvement driven by more efficient devices
- Significant decarbonisation of TV viewing
- **40–50%** of electricity expected from renewables



# Freedom of Information Requests



# Information rights law – FOIA/EIR

- NESO is subject to the Freedom of Information Act 2000 (FOIA) and the Environmental Information Regulations 2004 (EIR)
- FOIA and EIR provide everyone with the right of access to information held by NESO (subject to certain exemptions).
  - NESO responds to individual requests for information and publishes a copy of the responses on our [Disclosure Log](#) for transparency.
  - Under the FOIA, public authorities must also make certain information available proactively via a [Publication Scheme](#)
- NESO has a dedicated Information Rights team which manage FOI and EIR requests.

# Making a request

## Valid requests:

- Must provide your name and contact address/email
- Describe the information you are requesting

## Bear in mind:

- Legislation only applies to recorded information held at the time of the request
- Responses will be published – FOI/EIR disclosures are disclosures into public domain
- Can refuse particularly onerous requests – time/cost limits
- Exemptions/exceptions may apply

# How we manage requests

- We route requests according to the specifics of the request and the relevant legal obligations
- We do not consider who has requested the information, nor the purpose of the request
- May come back to you for clarification
- We will explain if we are withholding information – exemptions/exceptions
- We will explain how we have considered the public interest
- 20 working day timescale – extensions in limited circumstances
- Internal Review process, ICO and tribunal processes

# Requests for third party information

- Legislation covers information that is *held* by NESO, and this could include information that we have received from other parties
- Consider all requests on case-by-case basis
- Presumption in favour of disclosure, but we look at full range of exemptions and exceptions and assess impact of disclosure to NESO, third parties, national security and wider public
- Consult with third parties in line with FOI & EIR Codes of Practice, looking at impact and confidentiality obligations
- Final decision on disclosure sits with NESO
- Please mark-up/flag genuinely confidential and sensitive information when you provide it to us

# 2025/26:

# NESO received 333 EIR/FOIA requests

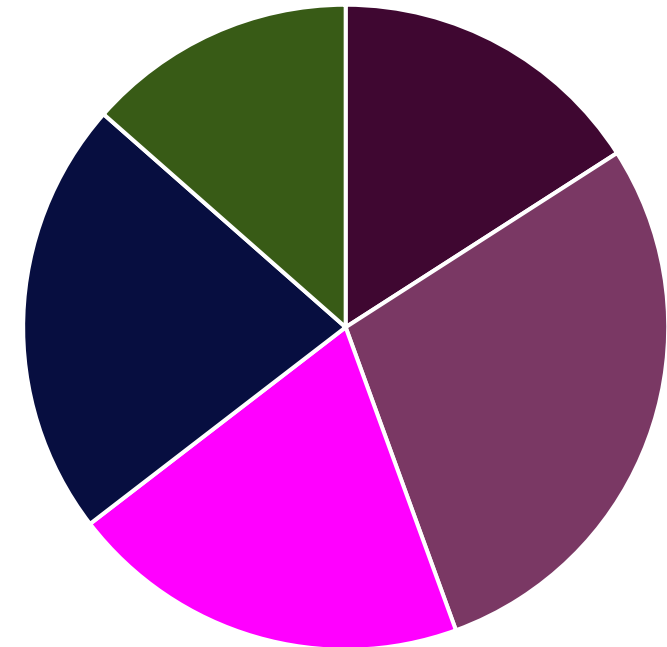
## Requester types:

- Journalists
- Energy sector companies and other companies
- Local and national government
- Researchers/Academics
- Campaign Groups
- Individuals

## Topics included:

- Connections
- Constraints payments
- FES 2025
- Clean Power 2030
- Network planning
- Correspondence with DESNZ, Scottish Government & Ofgem
- Financial and staffing data

## How we responded



- Information provided in full
- Information provided in part
- Information withheld in full
- Information not held
- Request not progressed under EIR/FOIA

# Further information

Information for requesters, NESO's Publication Scheme, and our Disclosure Log are on the NESO website:

[Freedom of Information and Environmental Information Regulations | National Energy System Operator \(neso.energy\)](#)

The Information Rights team can be contacted by email: [InformationRights@neso.energy](mailto:InformationRights@neso.energy)

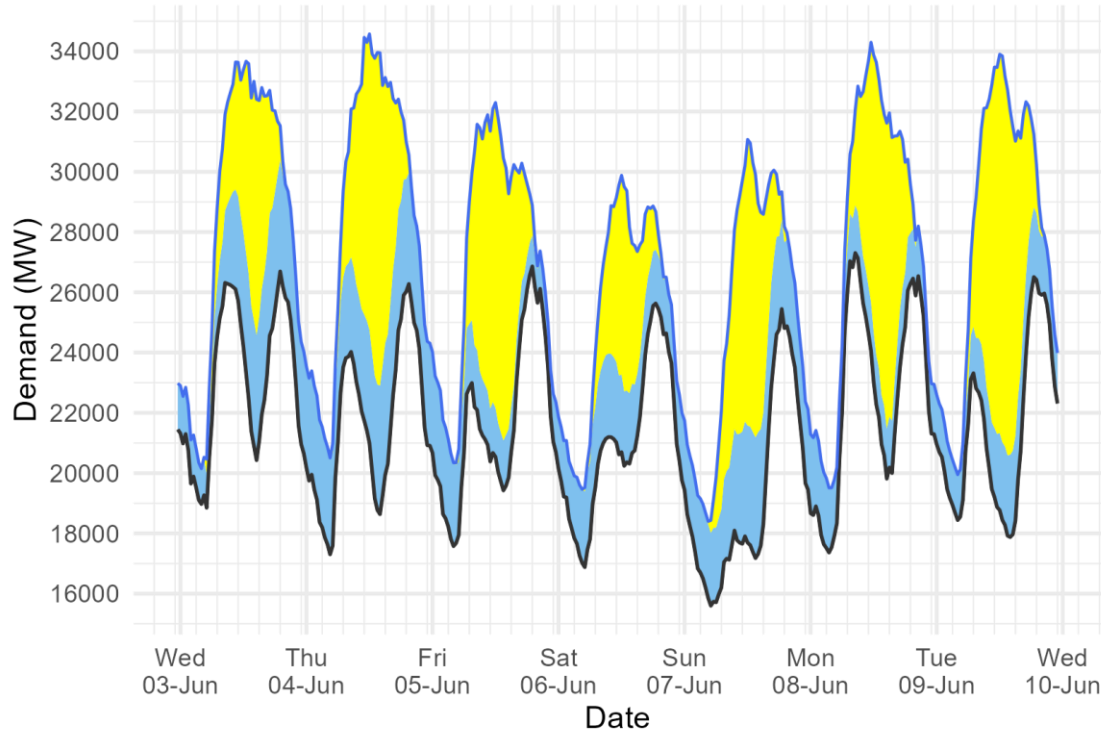
NESO strives to make data 'open' wherever possible and makes data publicly available through the [Data Portal](#)

Information on NESO's Data Sharing Approach is available on our website: [Data Sharing Approach | National Energy System Operator](#)

# Demand | Last week demand out-turn

Slido code #OTF

NESO National Demand outturn 03 - 09 June 2026



### Demand type

- National Demand (ND)  
transmission connected  
generation requirement within GB
- ND + est. of PV & wind  
at Distribution network

### Renewable type

- Distributed\_PV
- Distributed\_Wind

### Distributed generation

Peak values by day

Date	OUTTURN	
	Daily Max Dist. PV (GW)	Daily Max Dist. Wind (GW)
03 Jun 2026	7.9	4.2
04 Jun 2026	11.0	4.4
05 Jun 2026	10.1	3.4
06 Jun 2026	6.8	2.8
07 Jun 2026	9.5	4.0
08 Jun 2026	10.1	2.7
09 Jun 2026	12.8	2.8

### National Demand Minimum Demands

Date	Forecasting Point	FORECAST (Wed 03 Jun)			OUTTURN		
		National Demand (GW)	Dist. wind (GW)	Dist. PV (GW)	National Demand (GW)	Dist. wind (GW)	Dist. PV (GW)
03 Jun 2026	Daytime Min	20.6	4.1	7.7	20.4	4.1	7.8
04 Jun 2026	Overnight Min	17.1	3.3	0.1	17.3	3.2	0.0
04 Jun 2026	Daytime Min	20.4	3.9	8.0	18.6	4.3	11.0
05 Jun 2026	Overnight Min	17.0	3.4	0.1	17.6	2.8	0.0
05 Jun 2026	Daytime Min	19.8	1.9	7.8	19.4	1.7	9.4
06 Jun 2026	Overnight Min	16.8	2.5	0.3	16.9	2.5	0.1
06 Jun 2026	Daytime Min	16.8	3.4	6.8	19.5	2.7	1.8
07 Jun 2026	Overnight Min	15.5	2.6	0.5	15.6	2.4	0.4
07 Jun 2026	Daytime Min	15.5	3.3	8.6	16.2	2.6	3.3
08 Jun 2026	Overnight Min	17.8	1.6	0.1	17.4	2.1	0.0
08 Jun 2026	Daytime Min	20.9	1.7	8.3	19.8	1.7	10.1
09 Jun 2026	Overnight Min	18.8	1.3	0.0	18.4	1.5	0.0
09 Jun 2026	Daytime Min	20.3	1.8	9.7	17.9	2.7	11.4

The black line (National Demand ND) is the measure of portion of total GB customer demand that is supplied by the transmission network. ND values **do not include** export on interconnectors or pumping or station load

Blue line serves as a proxy for total GB customer demand. It includes demand supplied by the distributed wind and solar sources, but it **does not include** demand supplied by non-weather driven sources at the distributed network for which NESO has no real time data.

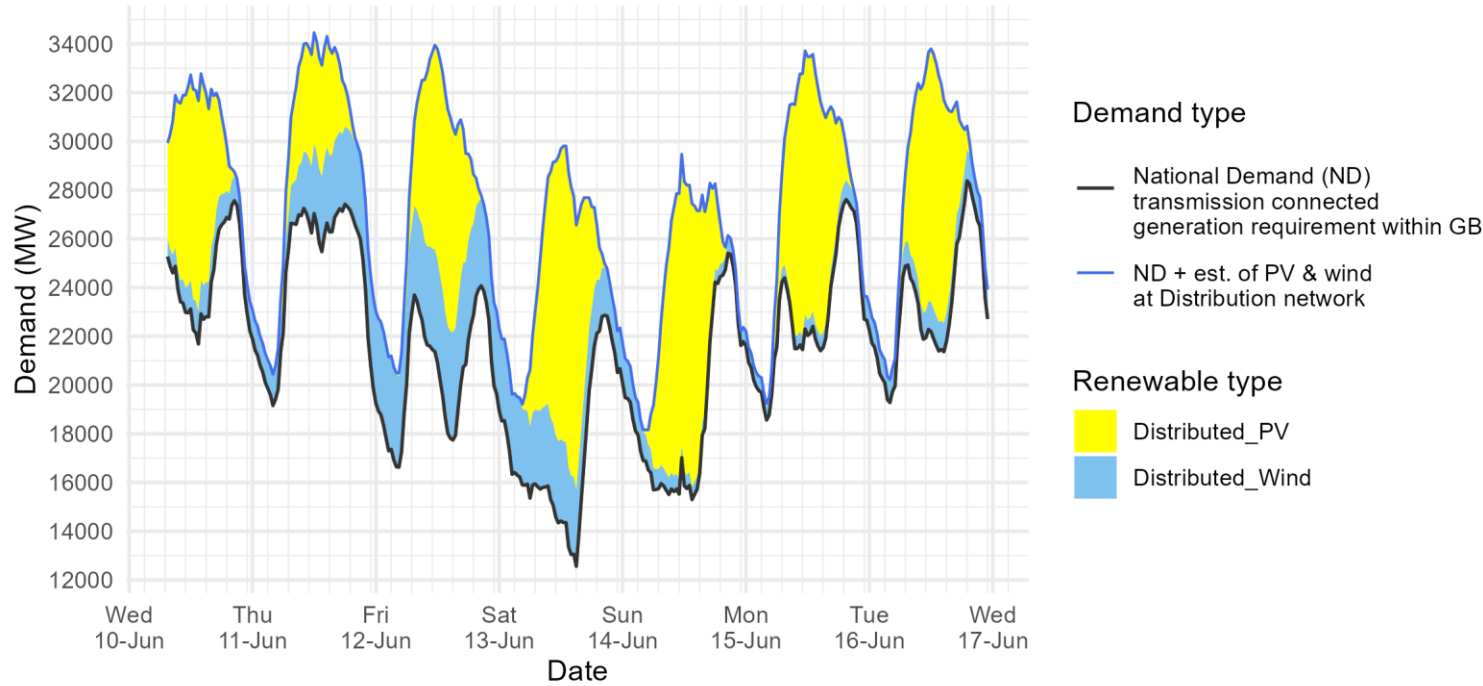
Historic out-turn data can be found on the [NESO Data Portal](#) in the following data sets: [Historic Demand Data & Demand Data Update](#)

From March to October, the table will display overnight minimum (between 00:00 and 07:30) and daytime minimum (between 07:30 and 16:30) as well as an additional column: distributed PV.

# Demand | Week Ahead

Slido code #OTF

NESO Demand forecast for 10 - 16 June 2026



The black line (National Demand ND) is the measure of portion of total GB customer demand that is supplied by the transmission network. ND values **do not include** export on interconnectors or pumping or station load

Blue line serves as a proxy for total GB customer demand. It includes demand supplied by the distributed wind and solar sources, but it **does not include** demand supplied by non-weather driven sources at the distributed network for which NESO has no real time data.

Historic out-turn data can be found on the [NESO Data Portal](#) in the following data sets: [Historic Demand Data & Demand Data Update](#)

From March to October, the table will display overnight minimum (between 00:00 and 07:30) and daytime minimum (between 07:30 and 16:30) as well as an additional column: distributed PV.

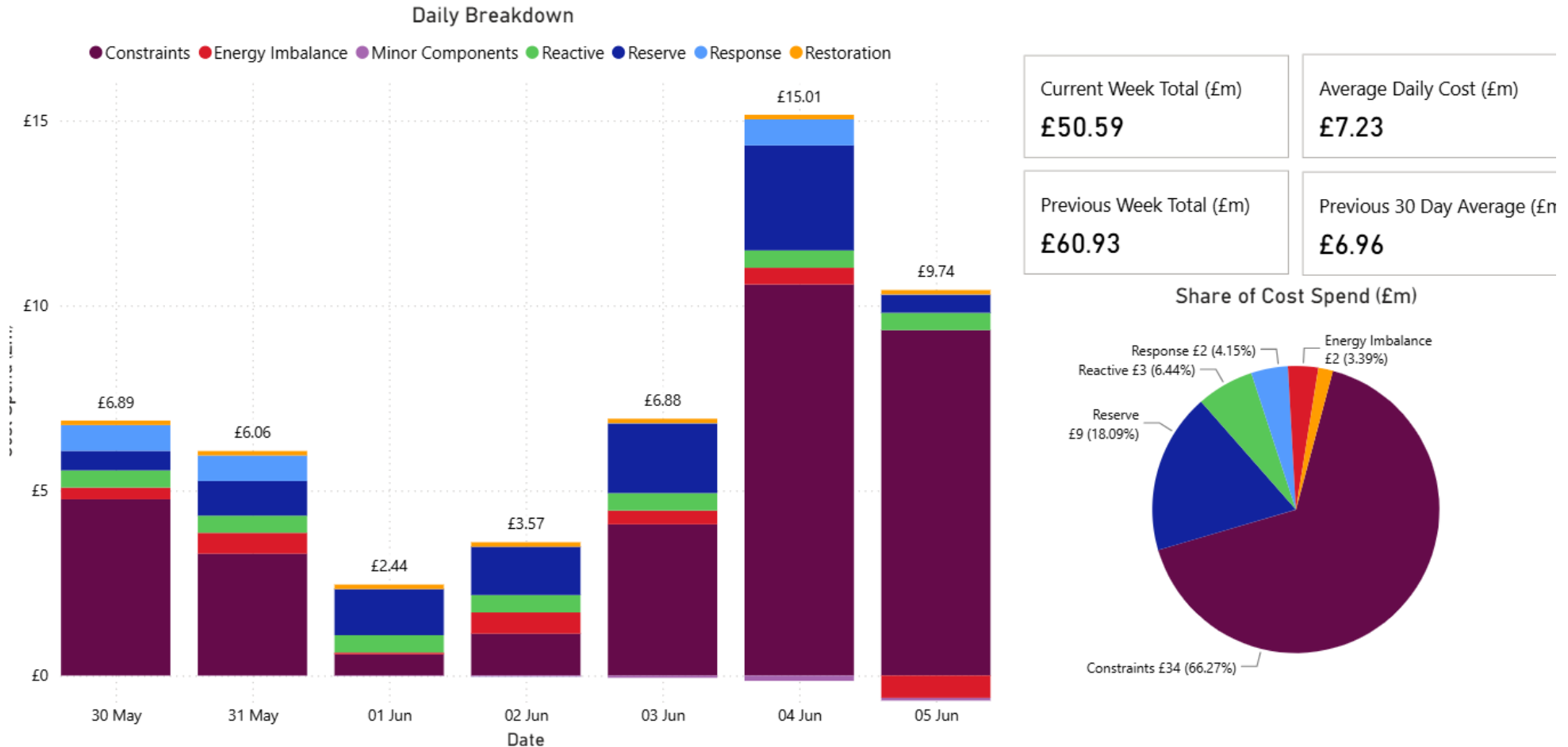
## National Demand

### Minimum Demands

Date	Forecasting Point	FORECAST (Wed 10 Jun)		
		National Demand (GW)	Dist. wind (GW)	Dist. PV (GW)
10 Jun 2026	Daytime Min	21.7	1.4	8.6
11 Jun 2026	Overnight Min	19.2	1.2	0.1
11 Jun 2026	Daytime Min	25.5	3.1	4.6
12 Jun 2026	Overnight Min	16.6	3.7	0.1
12 Jun 2026	Daytime Min	17.7	4.4	8.4
13 Jun 2026	Overnight Min	15.4	2.9	2.3
13 Jun 2026	Daytime Min	12.6	3.2	10.8
14 Jun 2026	Overnight Min	15.7	0.9	2.6
14 Jun 2026	Daytime Min	15.3	0.5	11.6
15 Jun 2026	Overnight Min	18.6	0.6	0.1
15 Jun 2026	Daytime Min	21.4	0.6	9.6
16 Jun 2026	Overnight Min	19.3	0.9	0.0
16 Jun 2026	Daytime Min	21.4	1.2	9.1

# NESO Actions | Category Cost Breakdown

Slido code #OTF



For more info on constraint costs, and the steps NESO is taking with industry partners to address them, please see our Balancing Costs [website](#).

We will be providing an update on NESO's activities to manage constraints following publication of DESNZ' Reformed National Pricing Delivery Plan on the 20th May.

Contact us on [box.nc.customer@neso.energy](mailto:box.nc.customer@neso.energy)

# NESO Actions | Constraint Cost Breakdown

Slido code #OTF

**Thermal Constraints**

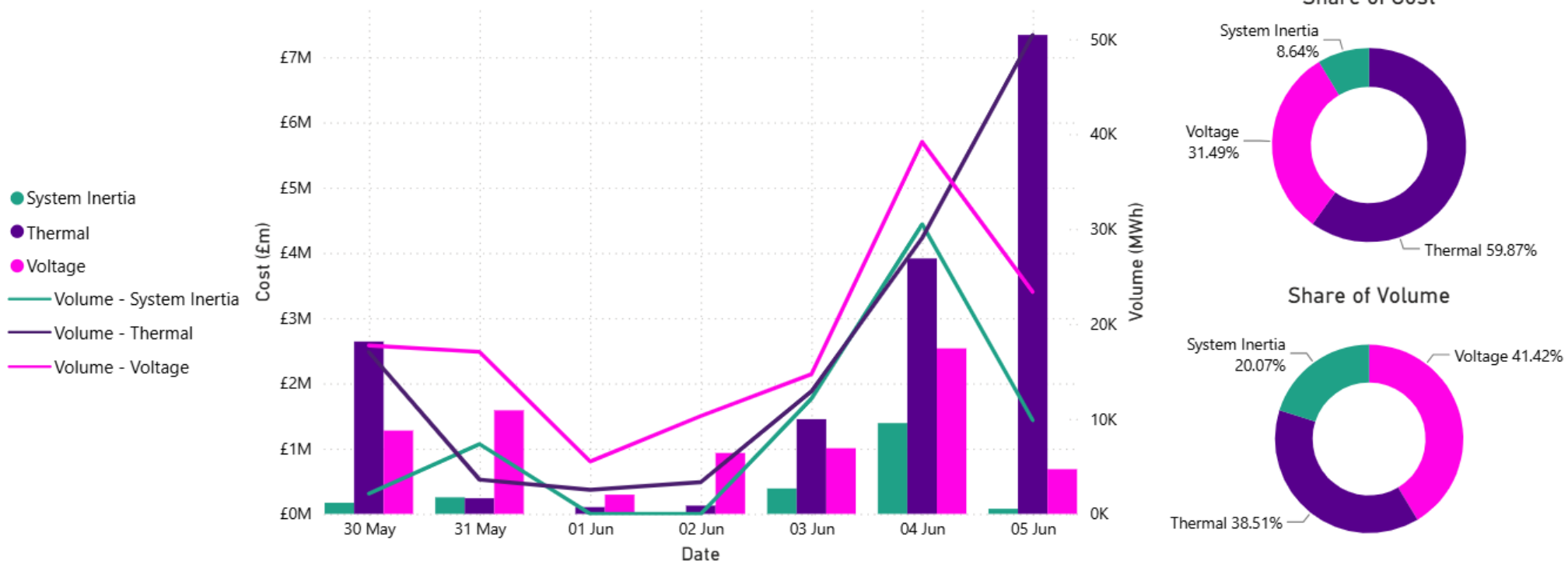
Costs (£)	Volume (MWh)
<b>£15.82M</b>	<b>119K</b>

**Voltage Constraints**

Costs (£)	Volume (MWh)
<b>£8.32M</b>	<b>128K</b>

**System Inertia**

Costs (£)	Volume (MWh)
<b>£2.28M</b>	<b>62K</b>

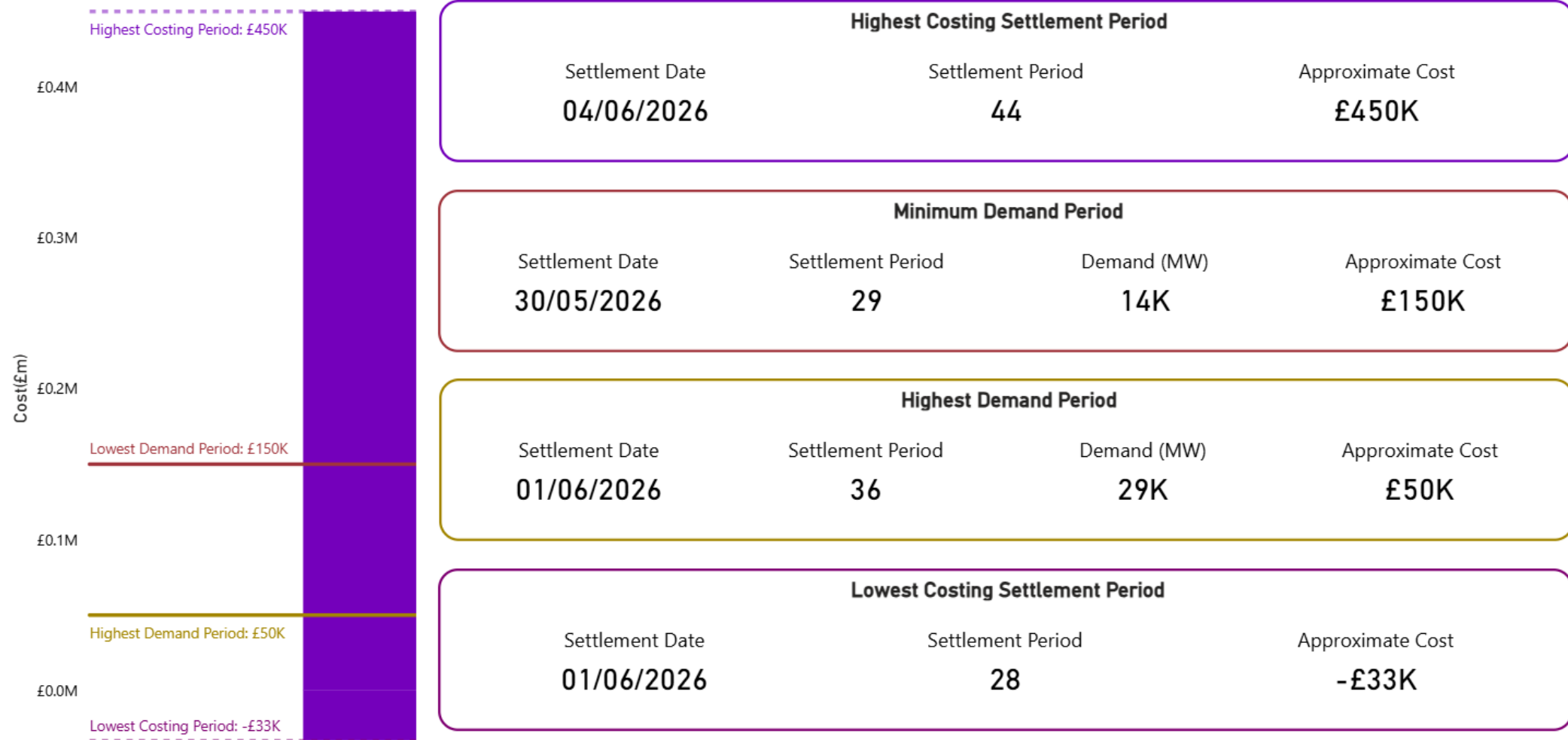


Contact us on [box.nc.customer@neso.energy](mailto:box.nc.customer@neso.energy)

Note: Volume is reported as an absolute figure.

# NESO Actions | Settlement Periods of Interest

Slido code #OTF



# NESO Actions | Highest Costing Day

### Share of Action Cost Spend

● BID ● OFFER



### Bid Spend (£) by GSP



### Offer Spend (£) by GSP



Settlement Date  
**04 June 2026**

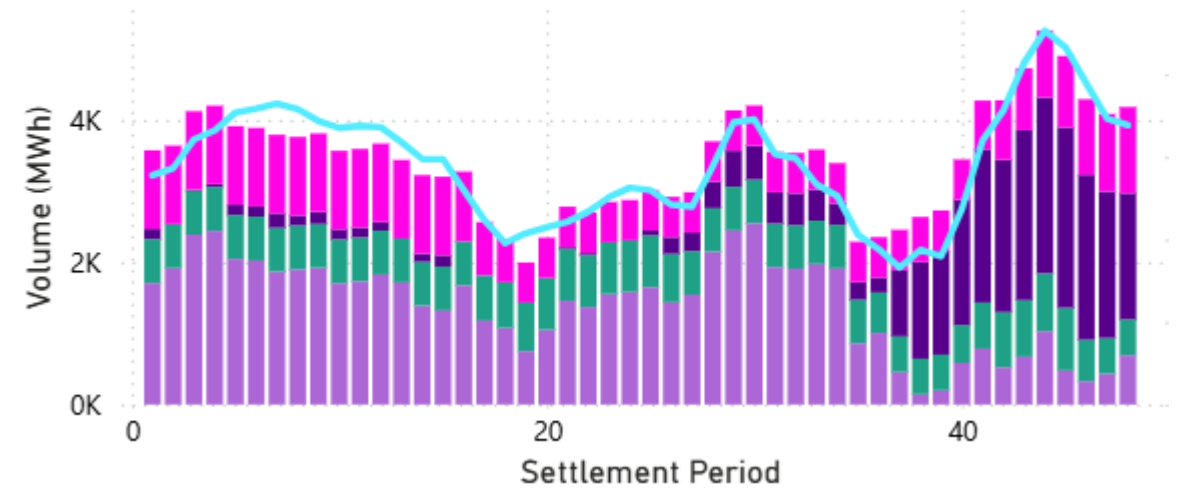
Cost (£m)  
**£15.01**

### Highest Costing Day Wind Curtailment Vs Daily Average



### Action Cost and Volume

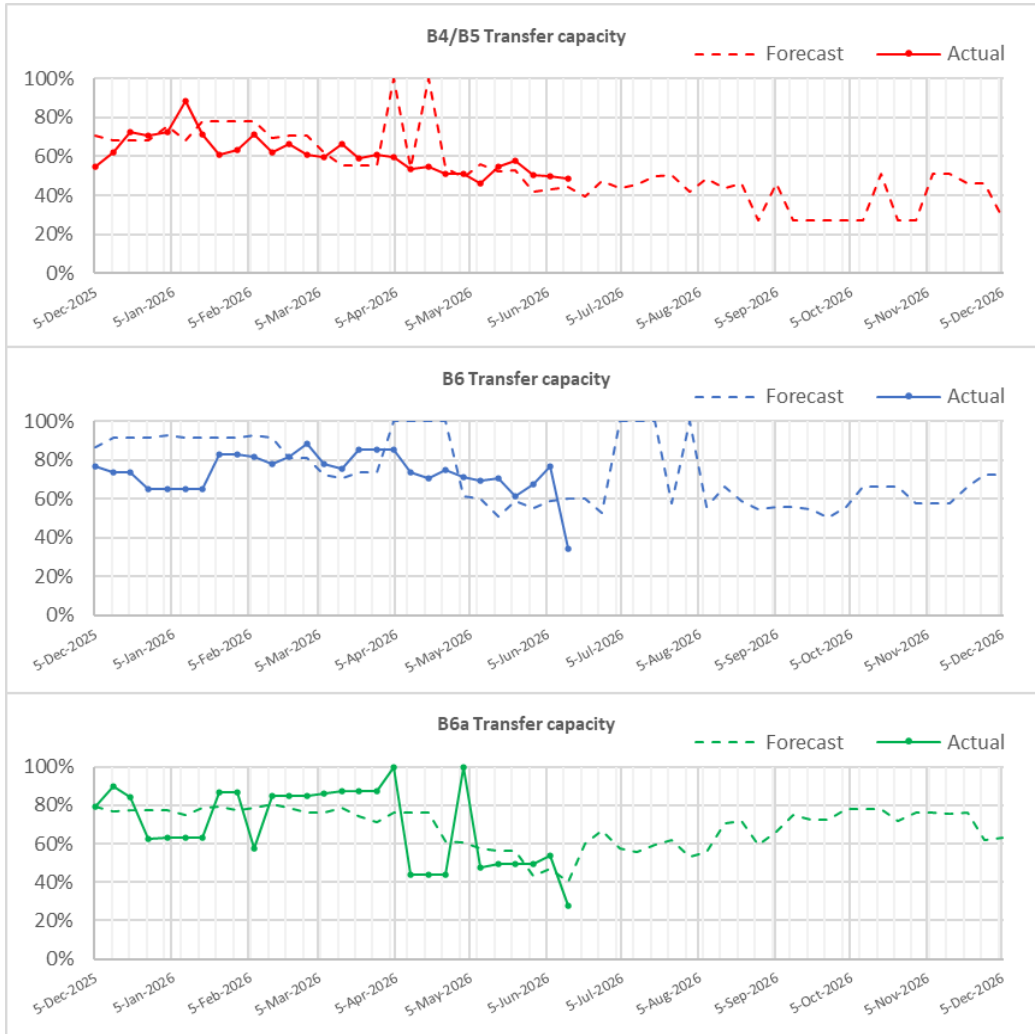
● Non Constraint ● System Inertia ● Thermal ● Voltage ● Cost (£m)



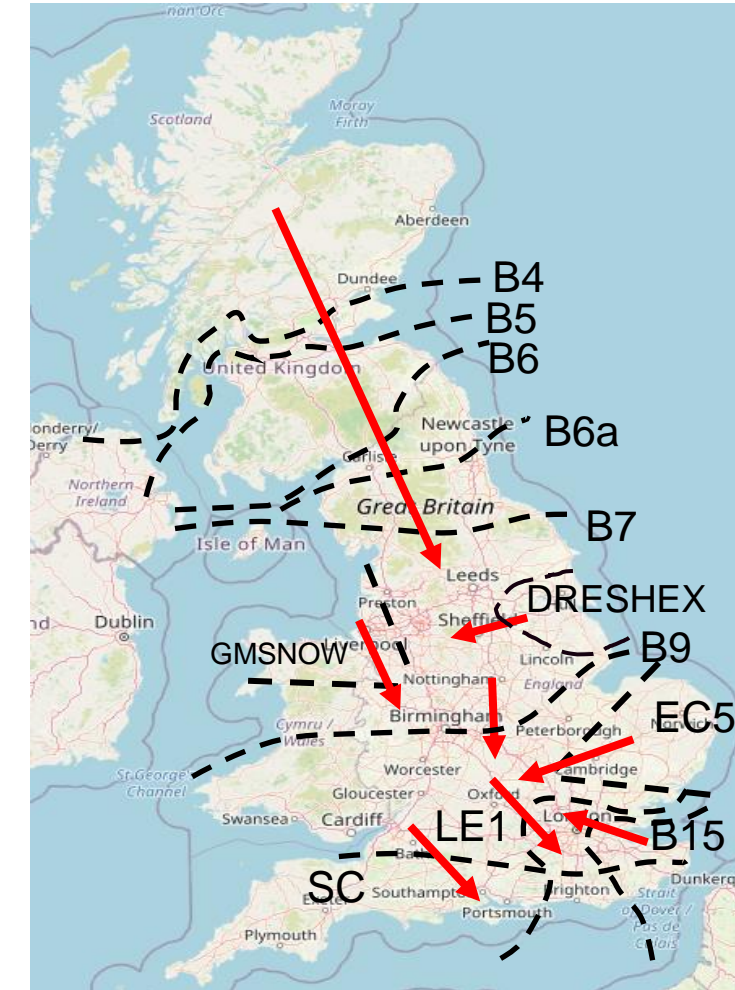
Contact us on [box.nc.customer@neso.energy](mailto:box.nc.customer@neso.energy)

# Transparency | Network Congestion

Slido code #OTF



Boundary	Max. Capacity (MW)	Current Capacity (%)
B4/B5	3400	49
B6 (SCOTEX)	6800	35
B6a	8000	28
B7 (SSHARN)	9850	53
GMSNOW	5800	60
FLOWSTH (B9)	12700	79
DRESHEX	9675	45
EC5	5000	100
LE1 (SEIMP)	8750	70
B15 (ESTEX)	7500	73
SC1	7300	55

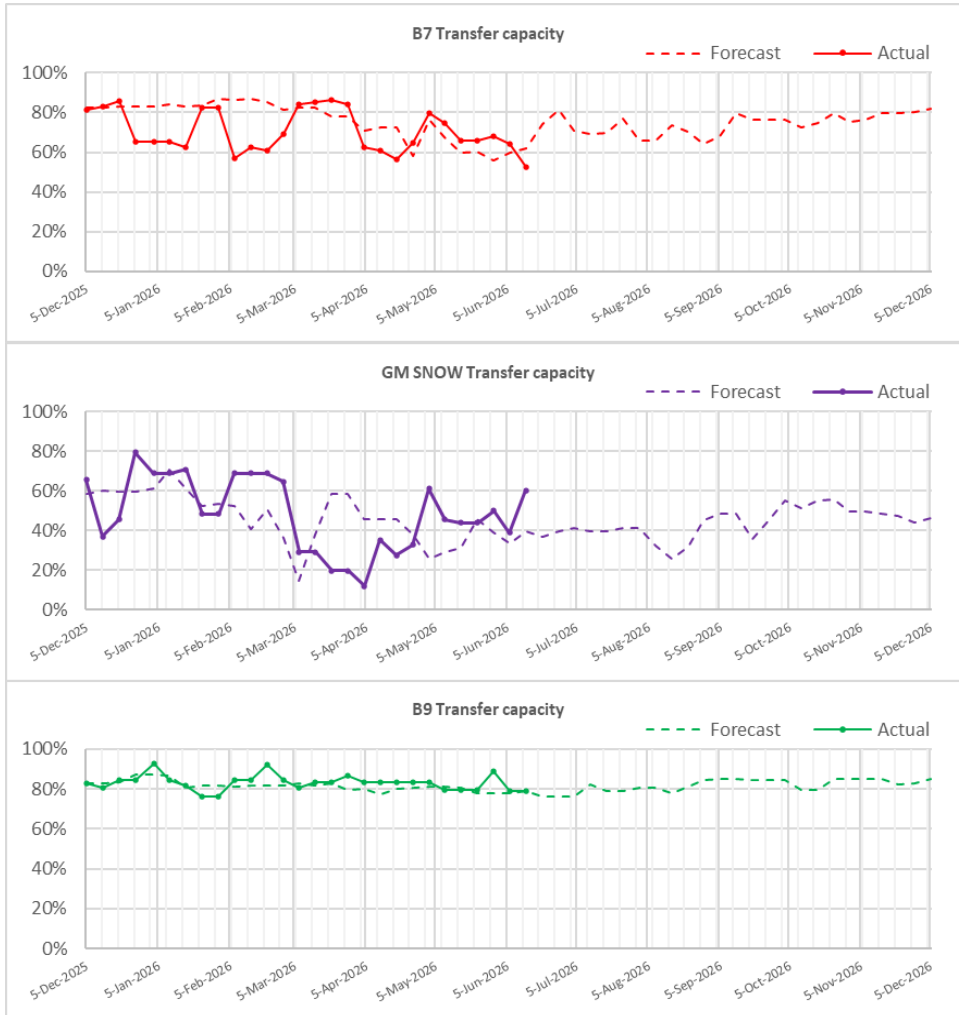


The forecast line is updated with the 12-week ahead view, and this happens each week. So, everything up to 12 weeks ahead is the forecast from 12-week ahead view, and everything after that is the fixed long-term forecast view.

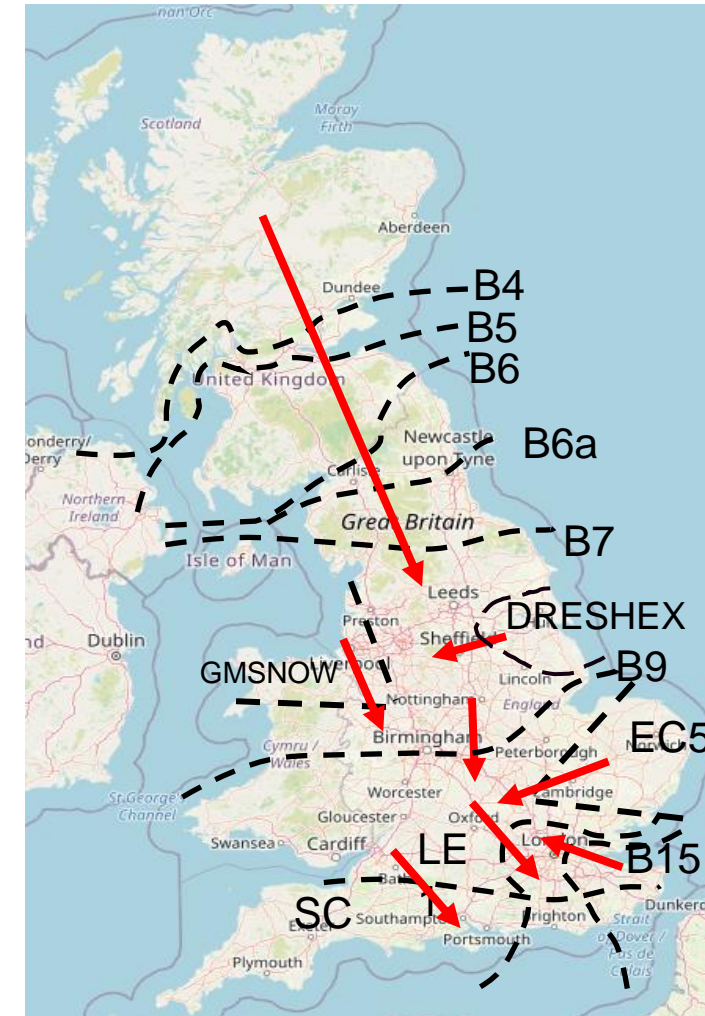


# Transparency | Network Congestion

Slido code #OTF



Boundary	Max. Capacity (MW)	Current Capacity (%)
B4/B5	3400	49
B6 (SCOTEX)	6800	35
B6a	8000	28
B7 (SSHARN)	9850	53
GMSNOW	5800	60
FLOWSTH (B9)	12700	79
DRESHEX	9675	45
EC5	5000	100
LE1 (SEIMP)	8750	70
B15 (ESTEX)	7500	73
SC1	7300	55

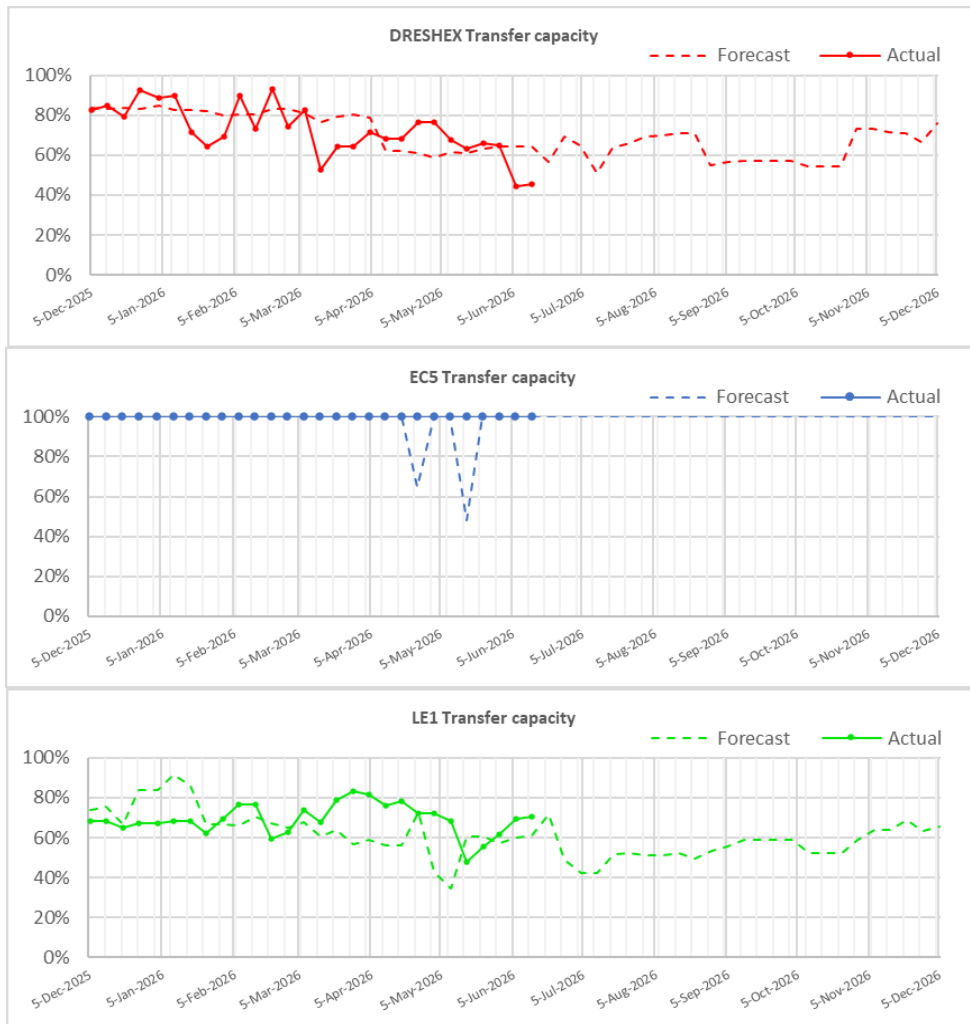


The forecast line is updated with the 12-week ahead view, and this happens each week. So, everything up to 12 weeks ahead is the forecast from 12-week ahead view, and everything after that is the fixed long-term forecast view.

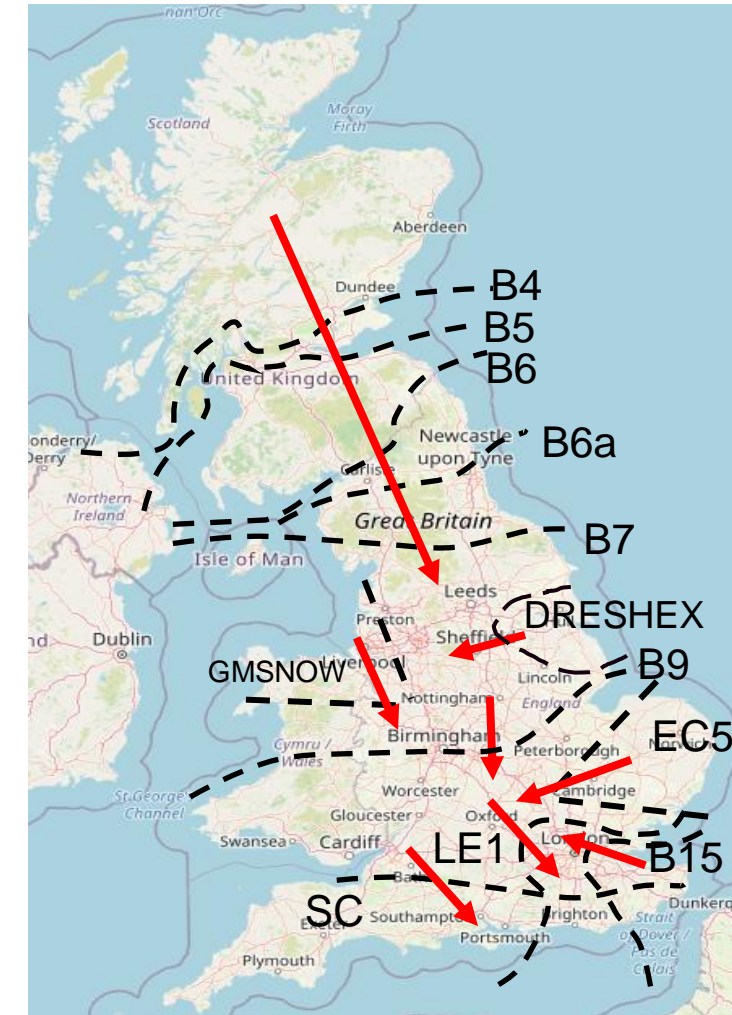


# Transparency | Network Congestion

Slido code #OTF



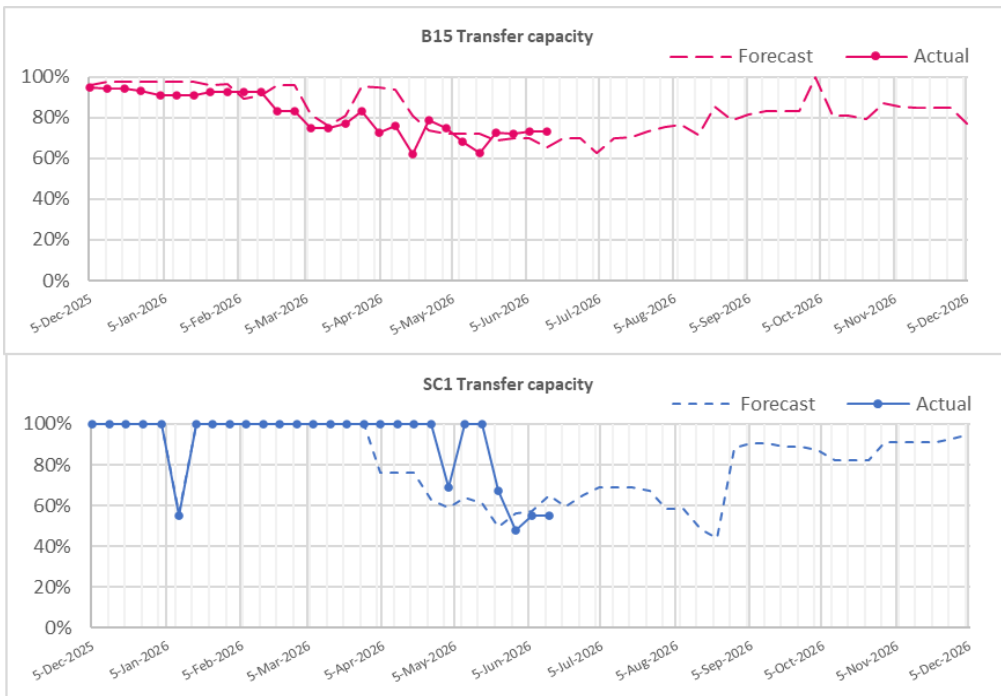
Boundary	Max. Capacity (MW)	Current Capacity (%)
B4/B5	3400	49
B6 (SCOTEX)	6800	35
B6a	8000	28
B7 (SSHARN)	9850	53
GMSNOW	5800	60
FLOWSTH (B9)	12700	79
DRESHEX	9675	45
EC5	5000	100
LE1 (SEIMP)	8750	70
B15 (ESTEX)	7500	73
SC1	7300	55



The forecast line is updated with the 12-week ahead view, and this happens each week. So, everything up to 12 weeks ahead is the forecast from 12-week ahead view, and everything after that is the fixed long-term forecast view.



# Transparency | Network Congestion



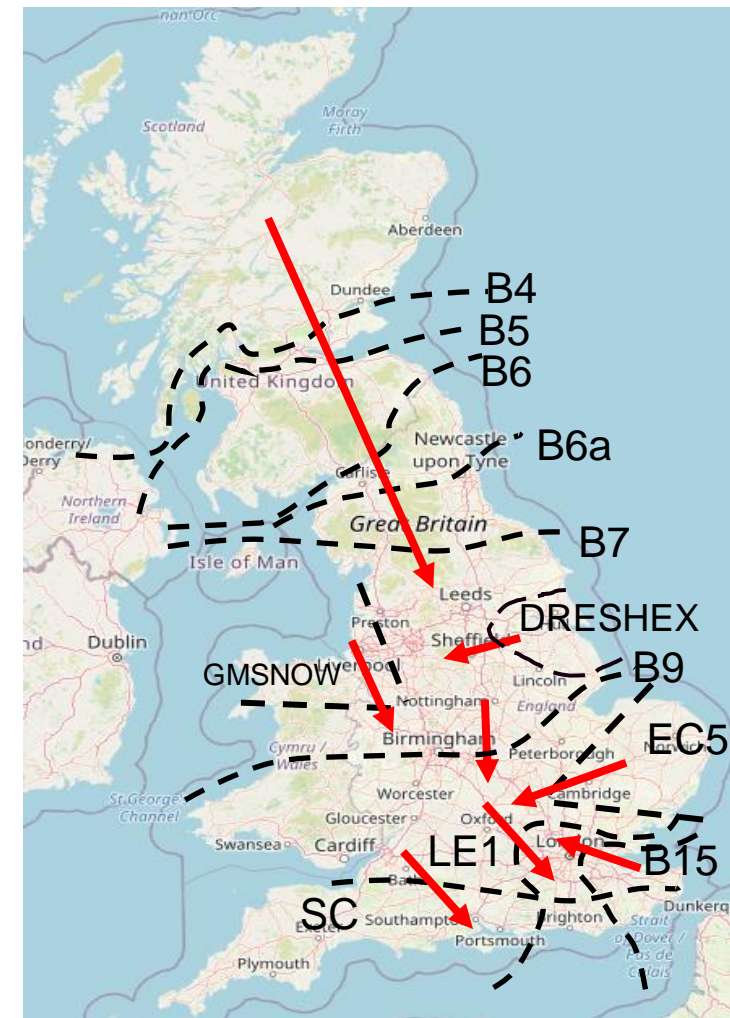
The forecast line is updated with the 12-week ahead view, and this happens each week. So, everything up to 12 weeks ahead is the forecast from 12-week ahead view, and everything after that is the fixed long-term forecast view.

Day ahead flows and limits, and the 24-month constraint limit forecast are published on the ESO Data Portal: [Constraints Management](#)

(The forecast and day ahead limits may vary due to changes in the outage plan. The plan is reviewed periodically throughout the year to ensure we are optimising system conditions, whilst managing any necessary outage plan changes.

Boundary	Max. Capacity (MW)	Current Capacity (%)
B4/B5	3400	49
B6 (SCOTEX)	6800	35
B6a	8000	28
B7 (SSHARN)	9850	53
GMSNOW	5800	60
FLOWSTH (B9)	12700	79
DRESHEX	9675	45
EC5	5000	100
LE1 (SEIMP)	8750	70
B15 (ESTEX)	7500	73
SC1	7300	55

Slido code #OTF



# PSA Skip Rates – bids & offers combined

Slido code #OTF

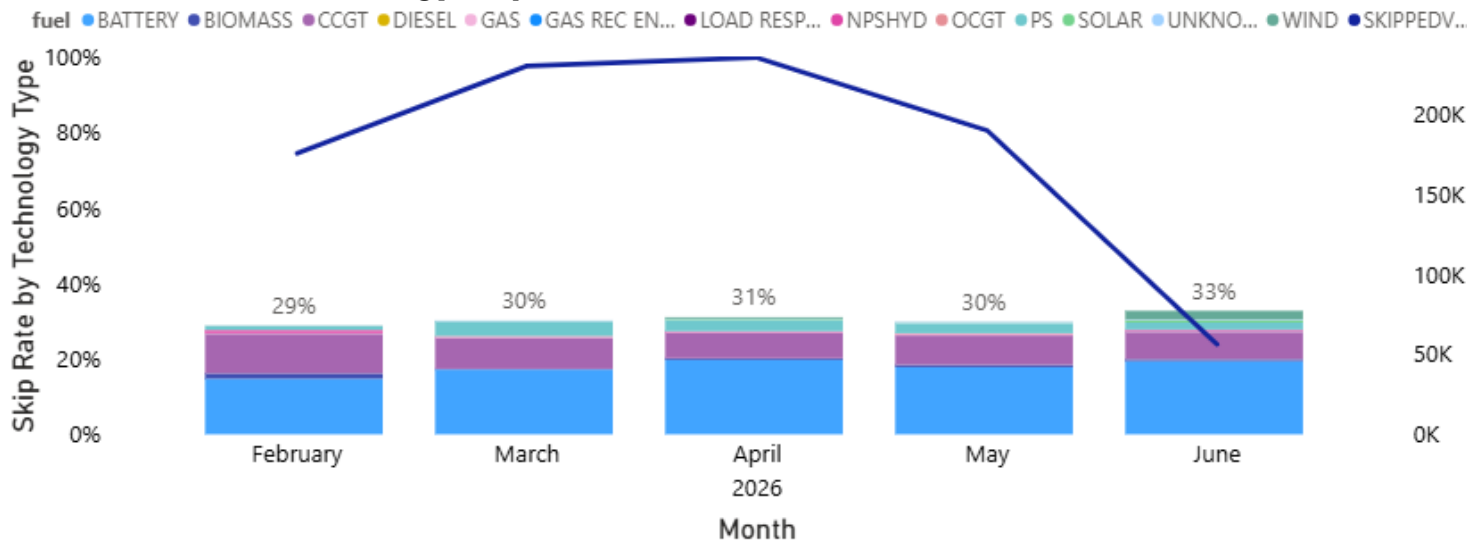
The current skip rate methodology only considers energy actions within the BM

We welcome your comments and feedback on these figures and how we present this data.

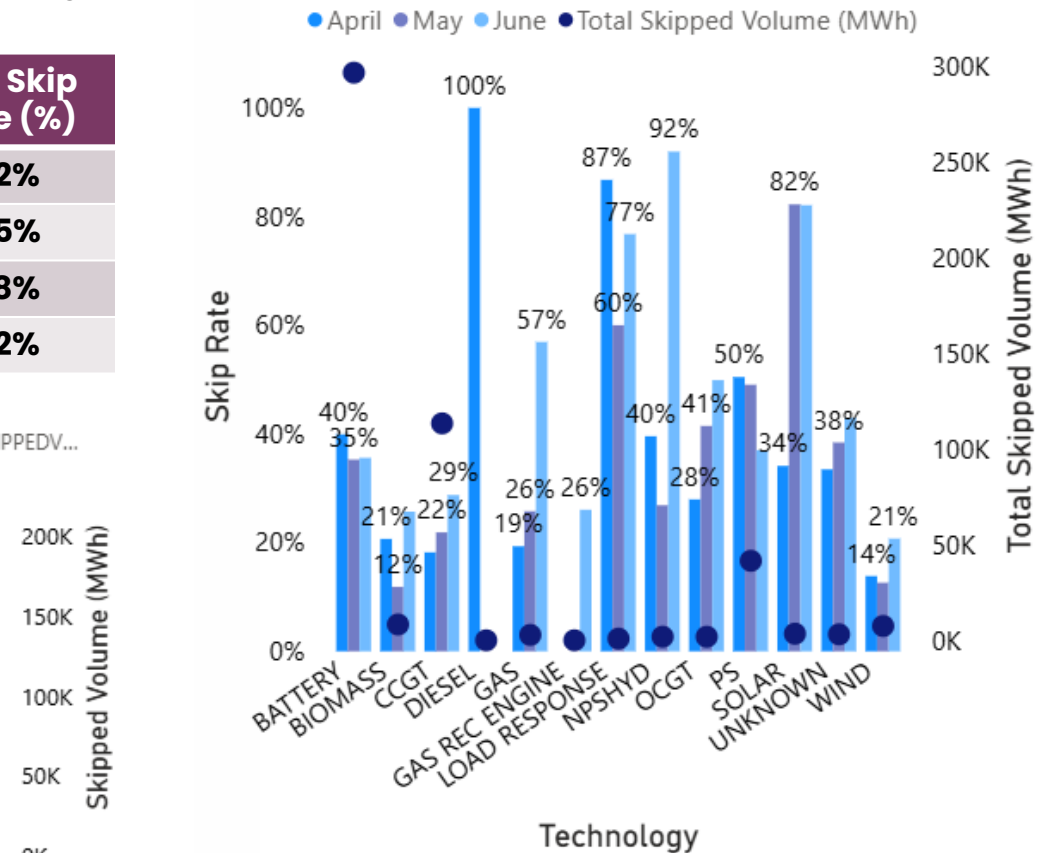
These graphs are based on stage 5 of the Post System Action definition.

Weekly Average w/e	PSA Skip Rate (%)
17/05	32%
24/05	35%
31/05	28%
07/06	32%

Relative Technology Skip Rate



Technology Specific Skip Rate – last 3 months



Gas: Gas reciprocating units  
 NPSHYD: Non-Pumped Storage Hydro  
 PS: Pumped Storage

Contact us on [box.SkipRates@neso.energy](mailto:box.SkipRates@neso.energy)

Skip rate data and more info on [skip rates](#) including methodology can be found on our website.

Rerecorded deep dive can be found on our webpage: [here](#)

# Previously Asked Questions

Slido code #OTF

**Q (03/06/2026) James Khumalo:** When are the linked windows in Slow Reserve expected to come to an end?

**A:** We are still in the initial 10-week assessment phase as we monitor all aspects of the enhanced scheduling and dispatch systems and processes. We will provide a further update to industry later in June. We will provide sufficient advanced notice ahead of any change or removal of the current [Linked Window Notice](#).

**Q (03/06/2026) Phillip Duckett:** For ancillary services (reserve/response etc.), can NESO share indicative (anonymised) settlement statistics? How many contracts were failed, how many were paid for, stuff like that? Or if this is already available, could you point out where? Thanks.

**A:** Yes, for all our reserve and response ancillary services, trading data is published on NESO data portal:

<https://www.neso.energy/data-portal/eac-auction-results>

# Advance Questions

Slido code #OTF

**Advance Q (04/06/2026):** In the last 2 years how often would the limits on interconnector trading have kicked in? When was that? Is there anything in common with the relevant SPs?

**A:** All trading data is published in real time and historical interconnector trades can be seen in the following dataset: [https://www.neso.energy/data-portal/interconnector-requirement-and-auction-summary-data/interconnector\\_requirements\\_and\\_auction\\_summary](https://www.neso.energy/data-portal/interconnector-requirement-and-auction-summary-data/interconnector_requirements_and_auction_summary)

**Advance Q (08/06/2026):** Could NESO and TO's provide an update on the B4 boundary. We are still seeing low capacity availability after two years. What are the main causes of this and when can we expect capacity limits to increase? What has been the impact on constraint costs and what other actions are being taken to reduce these.

**A:** NESO is working with Transmission Owners to carry out essential upgrades to Scotland's electricity network, supporting Clean Power 2030 and future consumer benefits. These works require carefully planned outages, taking into account delivery timescales, coordination with other projects, and environmental protections such as wildlife constraints. In some cases, more complex works mean that larger outages must be completed together. NESO continually reviews plans to ensure the system remains secure and costs are minimised. The outages affecting the B4 boundary are currently planned to extend until the end of spring 2027.

For more details on the projects happening in Scottish areas can be viewed at <https://www.ssen-transmission.co.uk/projects/project-map> and [https://www.spenergynetworks.co.uk/pages/investment\\_scotland.aspx](https://www.spenergynetworks.co.uk/pages/investment_scotland.aspx)

# Advance Questions

Slido code #OTF

**Advance Q (08/06/2026):** Hi there, we have noticed that draw rates for DFR services have increased month-on-month consistently since July 2025, with frequency deviations becoming larger and larger over this time. We also notice that this trend has started since the cleared DRL volume has filled all available MW of the DRL buy-curve since this date, whereas before July 2025 a substantial proportion of days cleared volume less than the total buy curve. Based on this, do you think you are procuring enough DR services, do you have any plans increase the buy curve volume for DR; or do you have any other plans or strategies to reduce the severity of frequency deviations?

**A:** Based on our observations, the volume offered into the DR market has increased significantly since last year, and we are currently seeing surplus availability in the market. This suggests that the market remains competitive and that sufficient liquidity is available from service providers.

It is also important to note that DR is not operated as a standalone market. It forms part of the EAC platform, which jointly optimises the procurement and clearing of DR, DM and DC products to maximise overall market welfare while supporting frequency stability.

Whilst NESO has observed an increase in frequency volatility over recent periods, frequency has remained within the statutory limits outlined by

the SQSS. Frequency performance is influenced by a range of factors and cannot be attributed solely to the volume of any individual response product. In addition to continuing to assess system needs from a response procurement perspective, NESO is progressing wider workstreams to improve operational visibility and enhance our understanding of the drivers of system frequency performance.

NESO continues to monitor frequency performance closely and to refine the methodologies and modelling approaches used to assess system requirements. Any future changes to procurement requirements will be communicated to industry through the established Open Transparency Forum (OTF) and other stakeholder engagement channels.

slido

Slido code #OTF



## Audience Q&As

① Start presenting to display the audience questions on this slide.

# Send us your feedback..

Slido code #OTF

Using the poll in Sli.do after the event.

If you have any questions after the event,  
please contact the following email address:  
**[box.nc.customer@neso.energy](mailto:box.nc.customer@neso.energy)**

# Appendix

# Purpose and scope of the NESO Operational Transparency Forum

Slido code #OTF

**Purpose:** The Operational Transparency Forum runs once a week to provide updated information on and insight into the operational challenges faced by the control room in the recent past (1-2 weeks) and short-term future (1-2 weeks). The OTF will also signpost other NESO events, provide deep dives into focus topics, and allow industry to ask questions.

## Scope

The OTF covers:

- Regular updates, deep dives, and focus topics
- NESO's operational strategies and challenges
- Data published by NESO
- Data and processes from other parties (e.g., BMRS by Elexon, consultations by Elexon, Ofgem, DESNZ)
- Industry questions (answers live or taken away for answering later)

## Out of Scope

The OTF does not cover:

- Data owned by other parties
- Specific actions and decisions of the NESO Control Room
- Activities and operations of individual market participants
- NESO's policy and strategic decisions
- Formal consultations (e.g., Code Changes, Business Planning, Market Development)

# Skip Rates – ‘In Merit’ datasets

**We recognise that these datasets aren't as intuitive as they could be – specifically the column headings. Please be reassured that we are looking at ways to improve this – we will update the documentation to include this information and will also discuss the datasets in more detail at the webinar on 27th February.**

We will use ‘accepted’ and ‘instructed’ differently in this context, even though they are normally the same.

These datasets show the units that should have been instructed if decisions were solely based on price, rather than all units that were instructed. Therefore this dataset does not match the total accepted volume datasets in Elexon.

In Merit Volume = Accepted Volume + Skipped Volume

## In Merit Volume

- This is the recreated in merit stack showing the lowest cost units that were available to meet the requirement, where the requirement is based on the volume of units that were actually instructed
- Therefore this is the volume that should have been accepted if decisions were solely based on price
- The sum of this column is the total instructed volume in the 5 minute period (subject to the relevant exclusions)

## Accepted Volume

- This is the volume that was accepted in merit, as a subset of the ‘In Merit Volume’ column – i.e. how much volume was accepted in merit
- The sum of this column will be less than the sum of the ‘In Merit Volume’ column, unless there is no skipped volume
- Note: this column does not list all instructed units

## Skipped Volume

- This is the volume that was skipped, as a subset of the ‘In Merit Volume’ column – i.e. of the volume that we should have instructed, how much was skipped

It's possible that the list of units increases, decreases, or stays the same between stages, but the total ‘In Merit Volume’ will always remain the same (or no volume is excluded) or decrease (due to exclusions).