

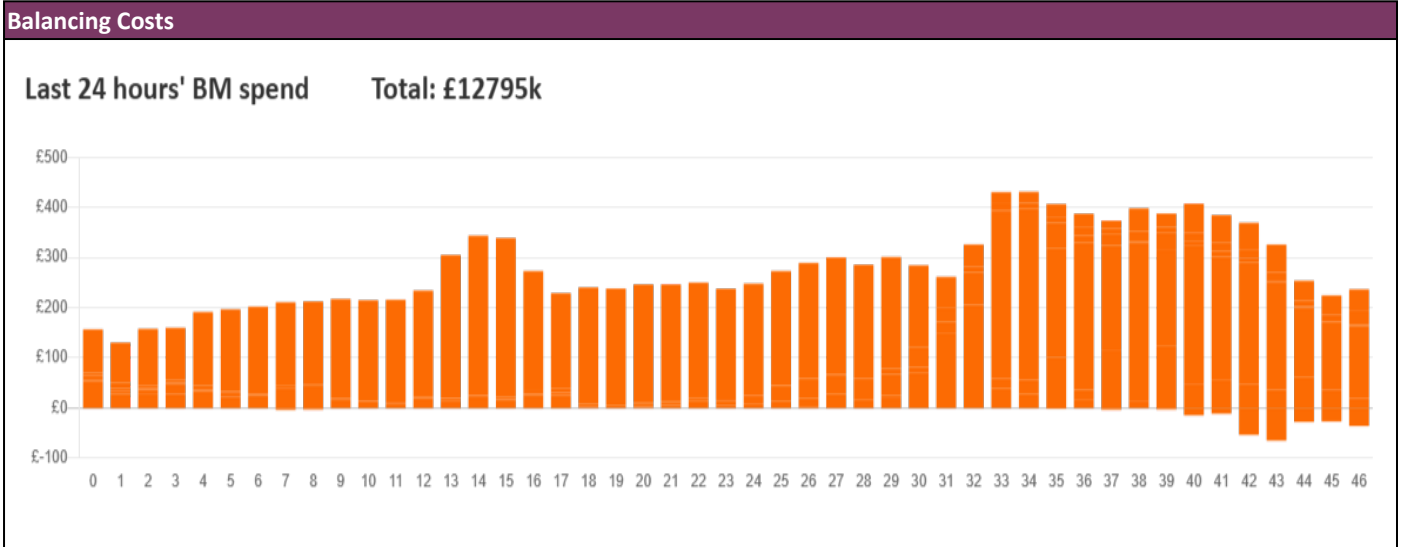
**NESO**  
**National Electricity**  
**Transmission**  
**System**  
Status report



NESO National Electricity Transmission System Status Report  
Monday 08 June 2026

Today's High Level Risk Status Forecast for the next 24h			
General Status		Voltage	
Demand		System Inertia	
System Margins		Weather	
Generation		Transmission	
Active Constraints			
<a href="#">System Warning</a>			

<a href="#">Today's Minimum De-Rated Margin</a>	13,573 MW (SP 42)	
Current BMU Largest Loss Risk	Generation	1600 MW
	Demand	1480 MW



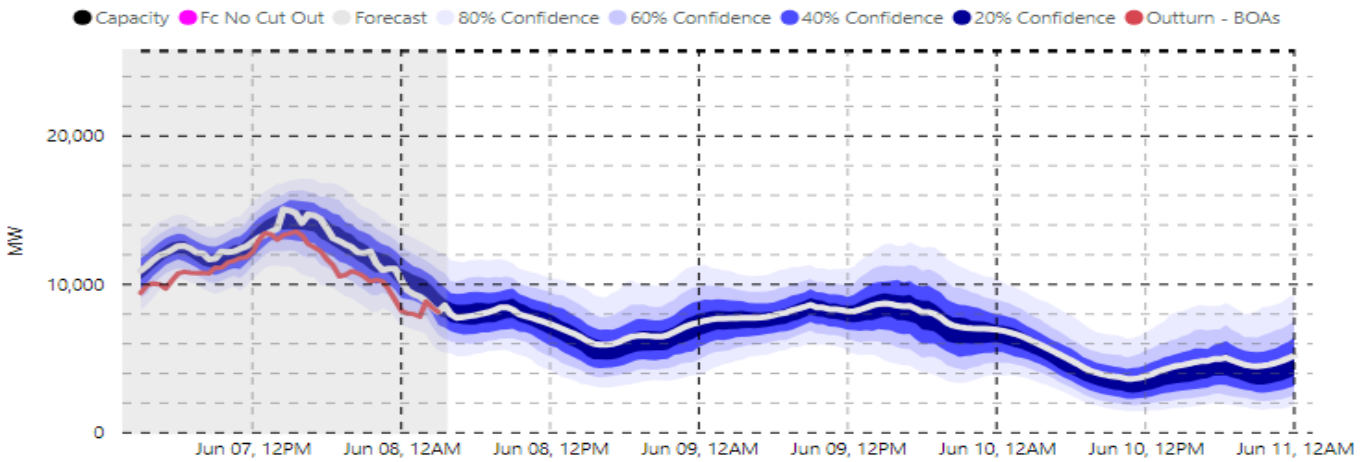
**Yesterday's Market Summary**

<a href="#">Cash Out Price (Max)</a>	£144.9/ MWh (SP 40)
<a href="#">Cash Out Price (Min)</a>	-£29/ MWh (SP 33)
<a href="#">Peak Demand Yesterday</a>	25,484 MW (SP 39)
<a href="#">Minimum Demand</a>	15,595 MW (SP 12)

**Interconnector Net Transfer Capacity (MWs)**

Today	Import	Export	Remarks
Netherlands (BritNed)	1000	1000	Fully Available
Belgium (Nemo)	1000	1000	Fully Available
Ireland (EWIC)	500	500	Fully Available
Northern Ireland (MOYLE)	500	500	Fully Available
Norway (NSL)	1400	1400	Fully Available
France (IFA2)	0	0	Fault Outage
Ireland (GreenLink)	500	500	Fully Available
Viking Link	1450	1450	Fully Available
France (ElecLink)	1000	1000	Fully Available
France (IFA)	1500	1500	Partial outage

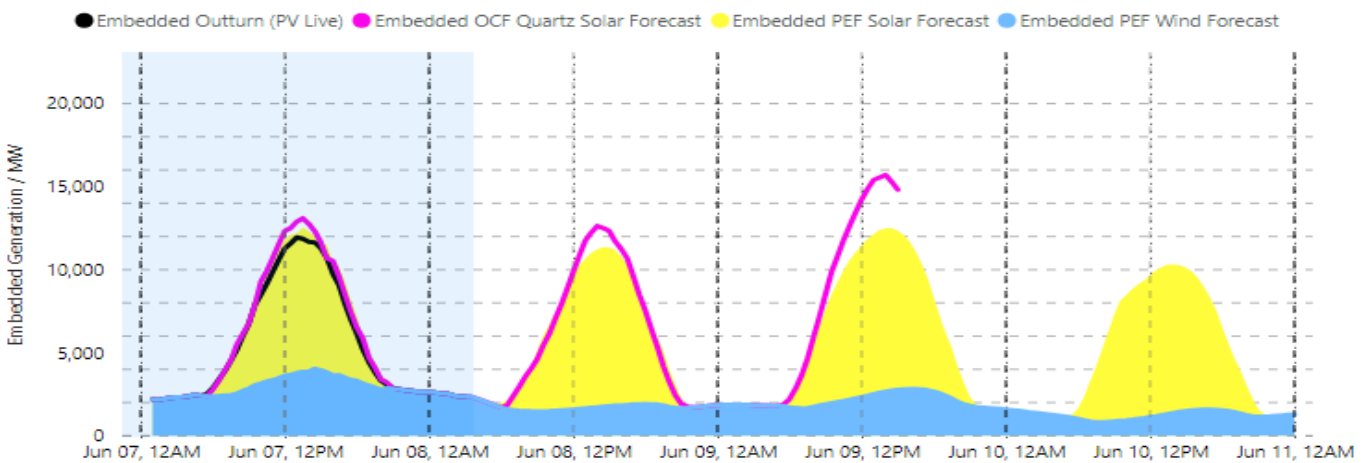
### Wind Power Forecast



### Expected embedded generation (MWs)

#### Embedded Generation Forecast

Embedded Generation (non-metered) Estimates													Last run: 08-Jun-2026 02:31:27				
	07-JUN-2026					08-JUN-2026					09-JUN-2026						
	05:00	08:00	12:00	17:00	21:00	00:00	05:00	08:00	12:00	17:00	21:00	00:00	05:00	08:00	12:00	17:00	21:00
Solar (MW)	0	2631	7660	4464	56	0	0	1160	5200	4852	211	0	60	3841	11185	6781	335
Wind (MW)	2482	2592	3728	3573	2891	2713	2047	1544	1589	1899	1685	1851	1780	1685	2330	2780	1833
STOR (MW)	0	0	0	0	0	0	0	0	0	0	0	0	0	0	0	0	0
<b>Total (MW)</b>	<b>2482</b>	<b>5223</b>	<b>11388</b>	<b>8037</b>	<b>2947</b>	<b>2713</b>	<b>2047</b>	<b>2704</b>	<b>6789</b>	<b>6751</b>	<b>1896</b>	<b>1851</b>	<b>1840</b>	<b>5526</b>	<b>13515</b>	<b>9561</b>	<b>2168</b>



Weather	Source	Commentary
Latest forecast (Summary)	<a href="#">Met Office</a> <a href="#">SEPA</a> <a href="#">Natural Resources Wales</a>	<b>Today:</b> A wet start across England and Wales as a band of rain, heavy at times, moves southeastwards. Sunshine and showers across Northern Ireland and Scotland, with this spreading to most areas by the end of the day. Cool and breezy. <b>Tonight:</b> Mostly dry this evening across England and Wales, but frequent showers for Northern Ireland and Scotland. These spreading to most areas overnight. Turning rather chilly under the clearest skies.
General Weather Concerns e.g. wind, rain, snow, flooding, GB Weather Warnings	<a href="#">Met Office</a> <a href="#">Weather Warning</a> <a href="#">England Flood Warning</a> <a href="#">SEPA</a> <a href="#">Natural Resources Wales</a>	<b>UK Weather Warnings</b> No weather warnings are in force for the UK.  <b>Flood Warnings</b> 0 flood warnings and 1 flood alert issued for England. 0 flood warnings and 0 flood alerts issued for Scotland. 0 flood warnings and 0 flood alerts issued for Wales.

Further Information	
BM Reports	<a href="https://www.elexon.co.uk/data/kinnect-insights-solution/">https://www.elexon.co.uk/data/kinnect-insights-solution/</a>
System Balancing Reports	<a href="https://www.neso.energy/industry-information/industry-data-and-reports/system-balancing-reports">https://www.neso.energy/industry-information/industry-data-and-reports/system-balancing-reports</a>
Forecast Volumes and Costs	<a href="https://www.neso.energy/industry-information/industry-data-and-reports/forecast-volumes-and-costs">https://www.neso.energy/industry-information/industry-data-and-reports/forecast-volumes-and-costs</a>