

Public

Forecasting Stakeholder Focus Group

3rd June 2026
1:30pm – 3:00pm

Forecasting Stakeholder Focus Group Agenda

Time	Agenda Item	Item Details	Presenters
1:30 – 1:35	Welcome & Scene Setting	<ul style="list-style-type: none"> Purpose of the session How to participate during the session 	Richard Sykes, Product Manager
1:35 – 1:40	Energy Forecasting Strategy	<ul style="list-style-type: none"> Update: consultation outcome and publication 	Jethro Browell, Lead Data Scientist
1:40 – 1:50	GSP forecasting	<ul style="list-style-type: none"> What we do today? The evolving future 	John Walsh, Forecasting Manager
1:50 – 2:00	GSP Asset visibility	<ul style="list-style-type: none"> The challenges we have Current trials/Proof of Concepts 	John Walsh, Forecasting Manager
2:00 – 2:40	Problem Solving session	<ul style="list-style-type: none"> How can we work together to solve GSP Asset visibility challenges 	All presenters
2:40 – 2:45	Engagement Opportunities	<ul style="list-style-type: none"> Opportunities to collaborate on GSP 	Richard Sykes, Product Manager
2:45 – 2:55	Q&A	<ul style="list-style-type: none"> Ask your questions to our SMEs 	All presenters
2:55 – 3:00	Closing Remarks	<ul style="list-style-type: none"> Future Engagement Opportunities Keeping in contact 	Richard Sykes, Product Manager
3:00	Meeting Close		

Introductions

Rich Sykes, Platform for
Energy Forecasting
Product Manager



John Walsh, Energy
Forecasting Manager



Jethro Browell, Lead
Data Scientist




Audience Participation



There is time allocated to Q&A **towards the end of the session** – we will take all questions during this part of the agenda to ensure we get through all pre-prepared content.



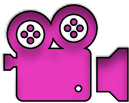
Please post any questions you have for our speakers in the Microsoft Teams chat ensuring to list both your **full name and organisation** – this will enable us to follow up with you after the webinar if necessary. During the Q&A section, you can also use the ‘raise hand’ function and come off mute to ask your question.



Out of scope questions will be forwarded on to the appropriate NESO team or expert for a direct response. We may ask you to contact us by email to ensure we have the correct contact details for the response.



If you have any further questions after the Focus Group, please get in contact with us at **box.balancingprogramme@neso.energy**



Today’s Forecasting Focus Group will be **recorded and published online** after the session, along with the slide pack.

Purpose of Today's Session



1. Update on the Energy Forecasting Strategy



2. Share the current state of play and challenges



3. How we are looking to solve these, working with others



4. Interactive session to understand potential solutions not yet considered



5. Work & collaborate with us to mitigate against the challenges

Public

Energy Forecasting Strategy

Jethro Browell, Lead Data Scientist



Strategy Update

Following consultation on a draft, NESO's **Energy Forecasting Strategy and Delivery Plan** was published in March 2026

First, we'd like to acknowledge stakeholders' support for many aspects of this strategy, expressed at engagement events and in consultation responses.

- Positive response to NESO producing and publishing probabilistic forecasts and publishing more forecast information in general.
- NESO and stakeholders are aligned on the potential benefits of producing and publishing more accurate and informative forecast information, as outlined in the strategy.
- Feedback on the draft published in November 2025 highlighted some details requiring clarification, others are being followed-up through ongoing engagement.



Available at: www.neso.energy/what-we-do/systems-operations

Strategy Update

Following consultation on a draft, NESO's **Energy Forecasting Strategy and Delivery Plan** was published in March 2026

Updates following consultation:

- Clarifications and added emphasis, e.g. link between reactive power forecasting and voltage control services, commitment to data sharing and transparency
- A commitment to review this strategy annually
- Addition of the Delivery Plan

Stakeholder-facing activities over the next year:

- New forecast information to be published via the NESO Data Portal, including probabilistic forecasts
- Consultation on constraint and voltage forecasts published by NESO, and their future development
- Consultation on industry codes relating for forecasting and forecast data

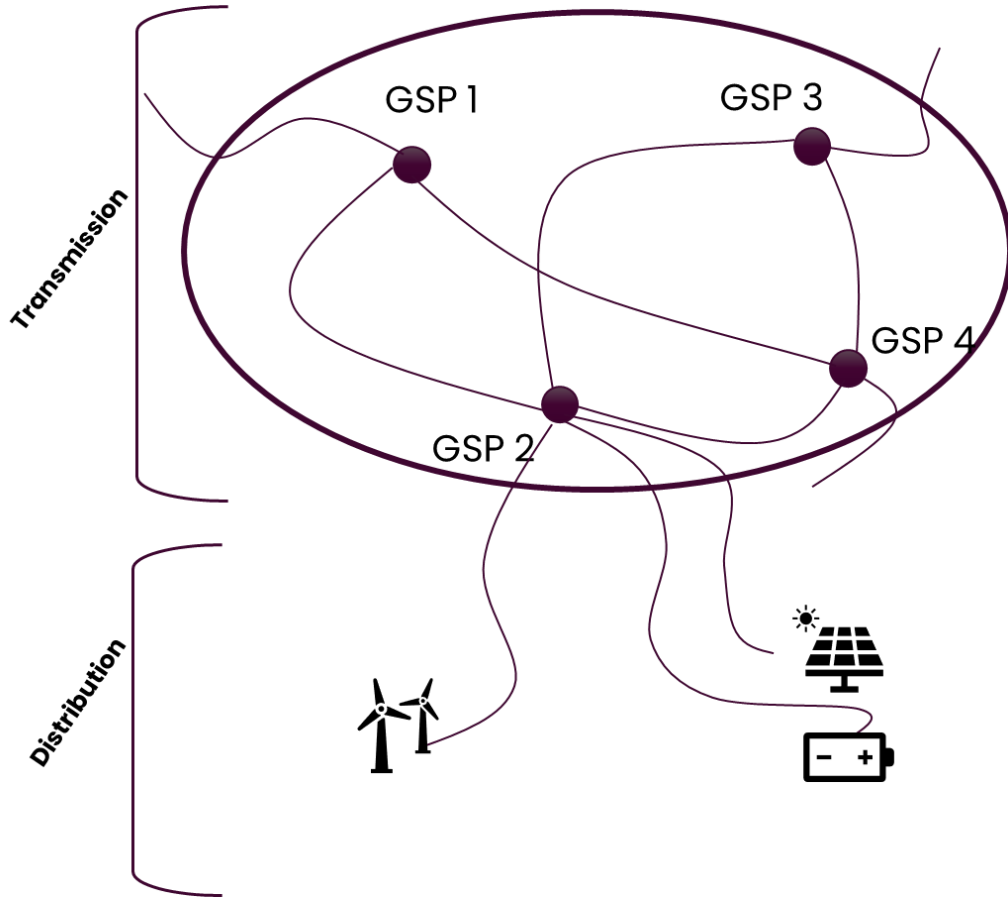


Available at: www.neso.energy/what-we-do/systems-operations

Grid Supply Point (GSP) Forecasting

John Walsh, Energy Forecasting Manager

What We Do Today

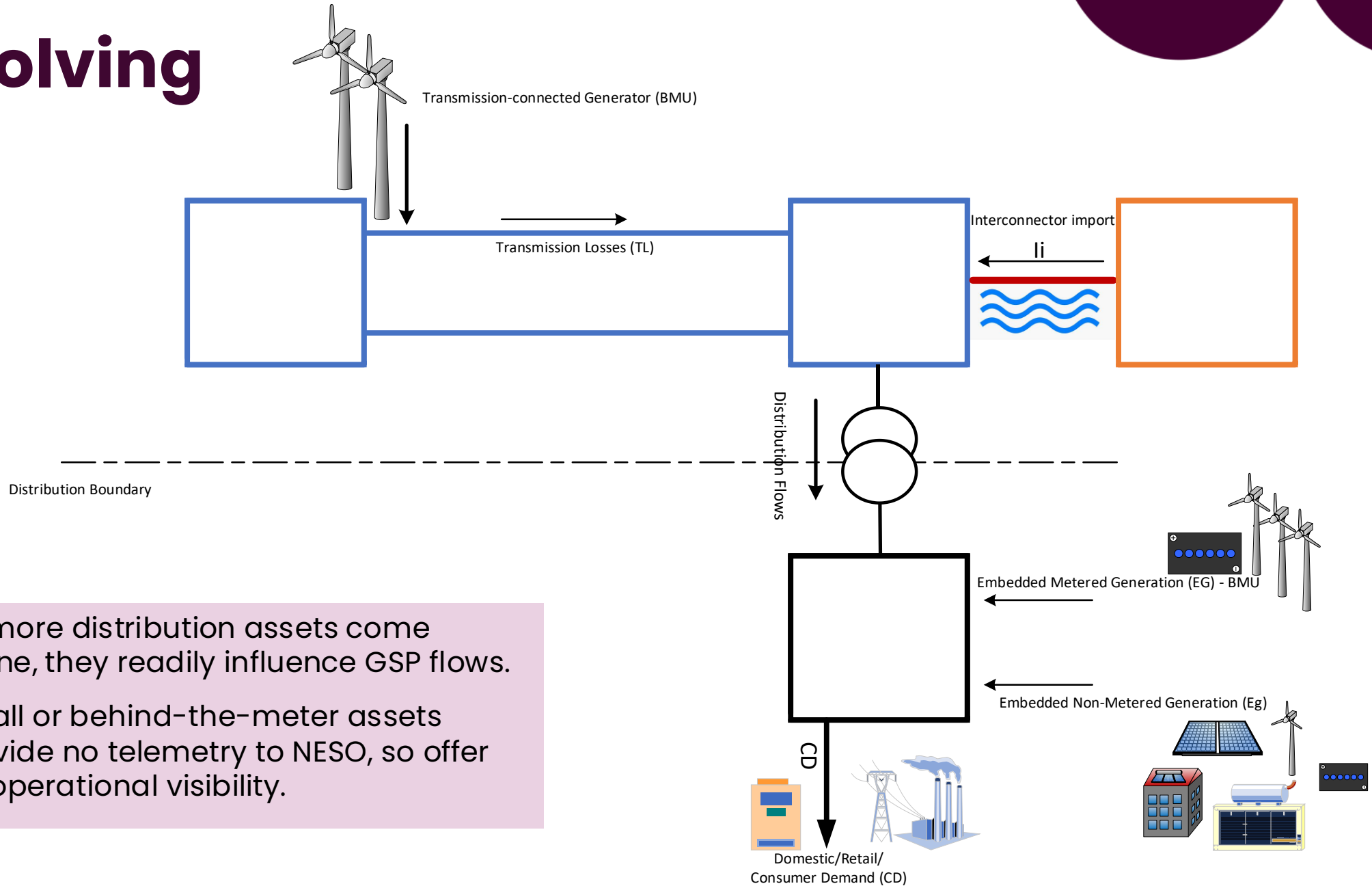


- GSP demands (flows) are forecast and used for network-analysis activities, during the Network Access Planning cycle.
- For network-analysis and situational-awareness purposes, transmission constraint boundaries are compiled through a collection of GSP locations.
- GSP flows are forecast via two independent methods:
 - Transmission Owner operational metering telemetry (SGT flows)
 - Elexon settlement metering data (Historic energy consumption)
- The distribution flows are a *representation* of local Demand, but are not an accurate view of the Underlying Demand.

Notes:

1. \sum GSP Demands \neq National Demand, since Transmission-connected demand and Transmission Losses are excluded.
2. Elexon composition of the GB Network is subtly different to the NESO operational view.
3. Although not shown, respective MVar (Reactive Power) forecasts are also compiled.

The Evolving Future



- As more distribution assets come online, they readily influence GSP flows.
- Small or behind-the-meter assets provide no telemetry to NESO, so offer no operational visibility.

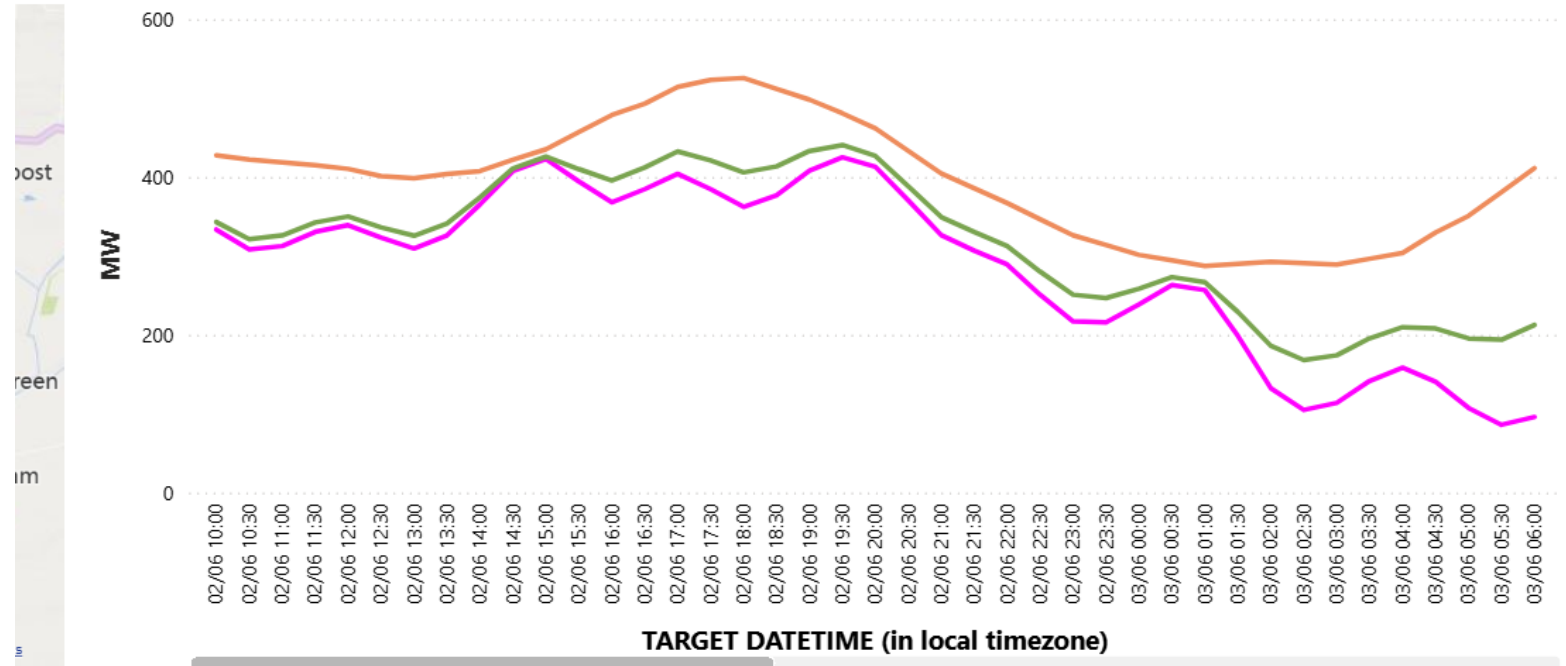
The Evolving Future

GSP flows are influenced by:

- Embedded Market Participants (BMUs)
- Renewable-energy (wind & solar) sources
- Weather-sensitive appliances
- Price-sensitive activity
- ENCC actions
- DNO/DSO actions
- Consumer behaviour

GSP Name: BOLN_1 - 02/06/2026 @ 09:45

**The visual represents the average MW for each model across all GSPs by default.*



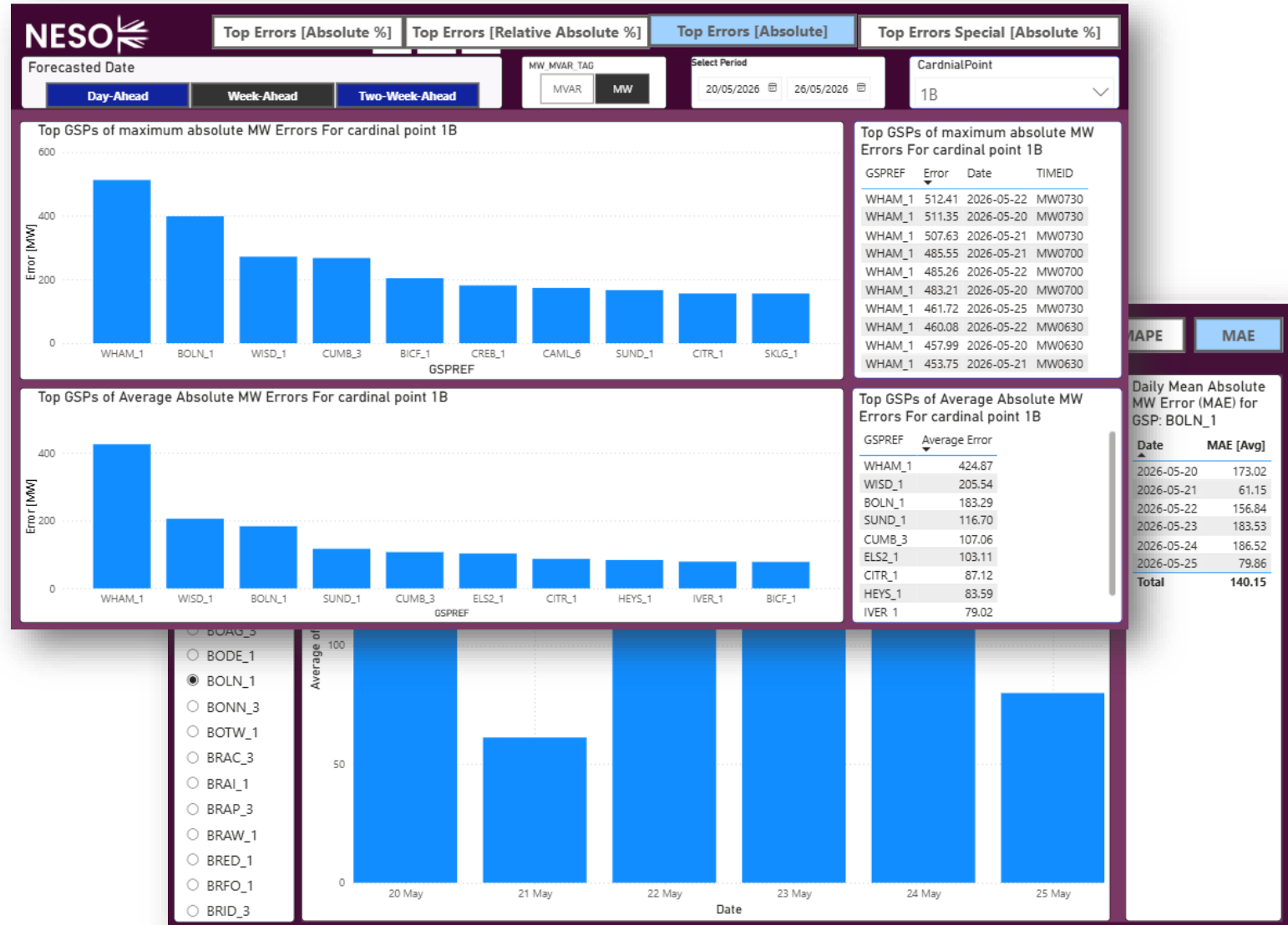
Forecast Time HH:MM Latest Time	GSP ID & Site Name BOLN_1 - Bolney	Model ML ASL Blended Forecast
---	--	---

GSP Asset Visibility

John Walsh, Energy Forecasting Manager

Current Challenges

- Small or behind-the-meter assets provide no telemetry or data to NESO.
- There is no single golden record of distribution-connected assets. The quality of Embedded Capacity Registers (ECRs) varies significantly.
- NESO has no visibility or insights of Distribution Network Operator actions or curtailment.
- NESO do not correct outturns (for training), for ENCC actions on the Distribution network.
- Current methodology assumes a 1p.u. asset-alignment to a single GSP.



Current DNO Engagement



Northern Powergrid (NPg)

- PoC underway, for NESO to produce GSP-level forecasts for the DNO.
- Portfolio validation of the assets, along with their GSP alignment.



United Kingdom Power Networks (UKPN)

- TIDE (Transformation to Integrate Distributed Energy) Programme scoping a PoC for the Real-time metering MVP, to source real-time outturn data for non-metered generation (wind, solar, BESS) assets
- Series of GSP locations selected with variety of characteristics.

Problem Solving session

How can we work together to solve
GSP asset visibility challenges?

Interactive Mural & Discussion

Scan the QR code below or click the
web link in the Teams Q&A function



Engagement Opportunities

Work with us on GSP forecasting & embedded asset visibility –



Please get in contact at
energy.forecasting@neso.energy

Q&A

Closing Remarks . . .



We welcome your feedback & questions – please get in contact with us at box.balancingprogramme@neso.energy



The recording & slides from today's session will be published on our website and shared with stakeholders signed up to this Forecasting Focus Group.



Sign-up to our other Stakeholder Focus Groups for Optimisation & Technology to receive invites to these sessions – [Balancing Programme Stakeholder Focus Groups](#).



If you are interested in a regular meeting with a representative from the Balancing Programme and would like more information, please get in contact using the email address above.



Subscribe to our NESO newsletter [here](#) – please select **Future of Balancing Services inc. Balancing Programme** to keep up to date.

NESO Markets, Balancing and Dispatch: A Summer System Update

Date: 22.06.2026

Time: 9:00 – 17:30

Location: Hilton, London Tower Bridge

Date: 02.07.2026

Time: 9:00 – 17:30

Location: Hilton, Glasgow

Join this in-person event at one of two locations – London or Glasgow.

You can expect to hear the latest updates from across Electricity Markets, Balancing Programme and Dispatch Transparency, including discussions on:

- Market services & what's next for flexibility
- Balancing and Forecasting capabilities planned for delivery into the Control Room including a demonstration of the functionality in action
- A Day in the Life of a Control Room Engineer
- Skip rate methodology & work to improve managing system constraints

A more detailed agenda will be shared closer to the events.

To sign up to one of the two events, click [here](#) for London, or [here](#) for Glasgow – you can also scan the relevant QR code.

Please do reach out to the team with any questions or topic suggestions you have at box.marketsengagement@neso.energy.



London



Glasgow

Public

Forecasting Stakeholder Focus Group

3rd June 2026
1:30pm – 3:00pm