

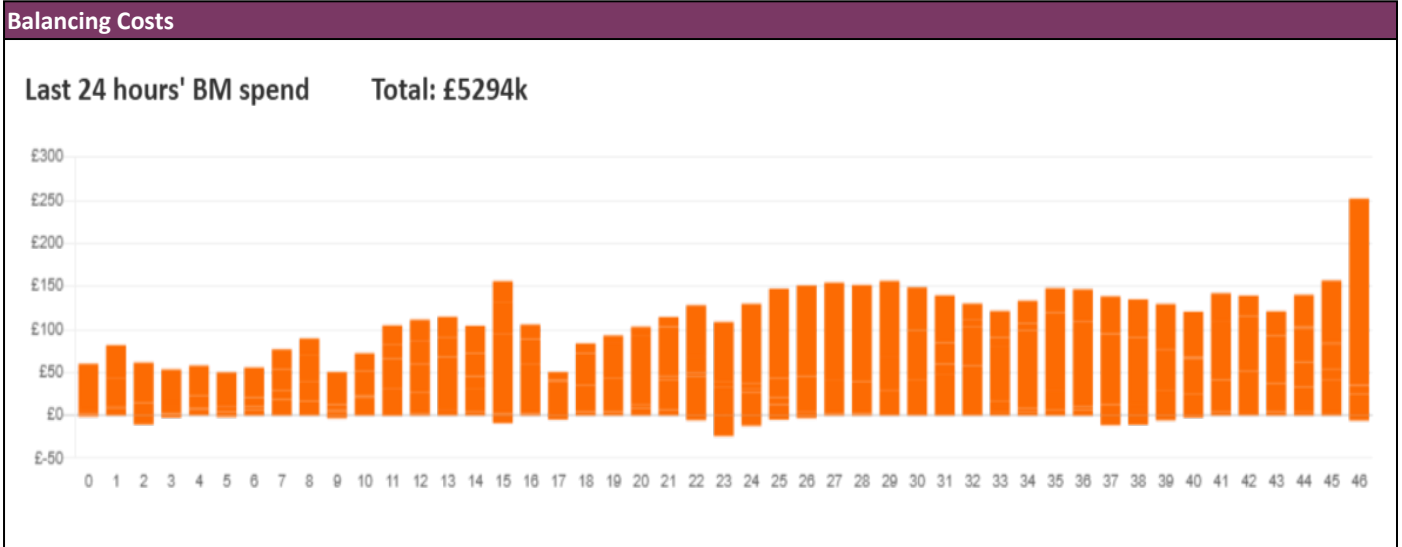
**NESO**  
**National Electricity**  
**Transmission**  
**System**  
Status report



NESO National Electricity Transmission System Status Report  
Thursday 04 June 2026

Today's High Level Risk Status Forecast for the next 24h			
General Status		Voltage	
Demand		System Inertia	
System Margins		Weather	
Generation		Transmission	
Active Constraints			
<a href="#">System Warning</a>			

<a href="#">Today's Minimum De-Rated Margin</a>	19500 MW (SP 47)	
Current BMU Largest Loss Risk	Generation	1600 MW
	Demand	560 MW



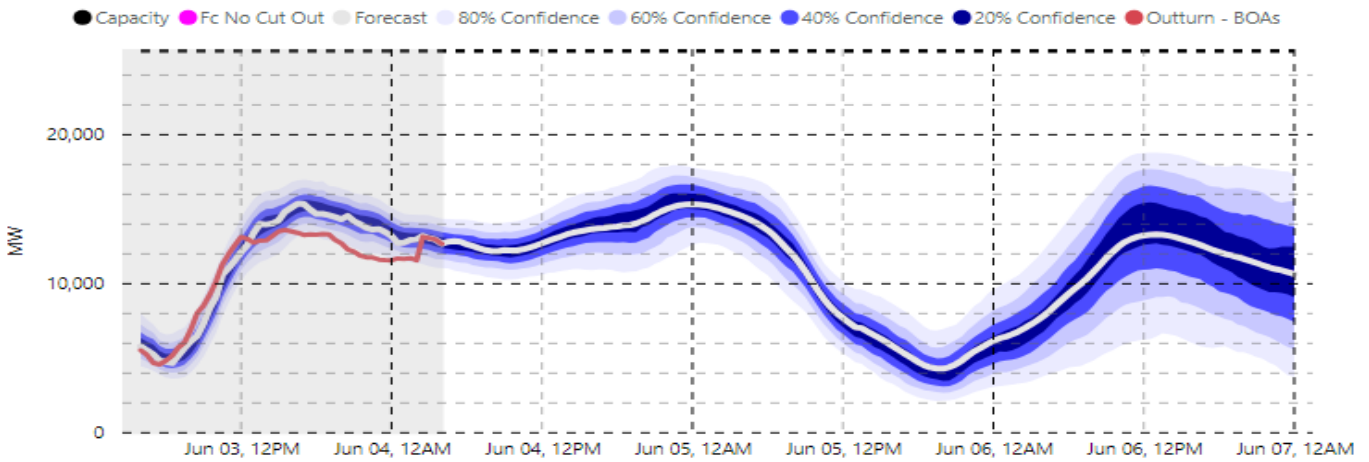
**Yesterday's Market Summary**

<a href="#">Cash Out Price (Max)</a>	£160.00/ MWh (SP 17)
<a href="#">Cash Out Price (Min)</a>	£26.85/ MWh (SP 26)
<a href="#">Peak Demand Yesterday</a>	26,679 MW (SP 40)
<a href="#">Minimum Demand</a>	17,700 MW

**Interconnector Net Transfer Capacity (MWs)**

Today	Import	Export	Remarks
Netherlands (BritNed)	1000	1000	Fully Available
Belgium (Nemo)	1000	1000	Fully Available
Ireland (EWIC)	500	500	Fully Available
Northern Ireland (MOYLE)	500	500	Fully Available
Norway (NSL)	1400	1400	Fully Available
France (IFA2)	0	0	Fault Outage
Ireland (GreenLink)	500	500	Fully Available
Viking Link	1450	1450	Fully Available
France (ElecLink)	1000	1000	Fully Available
France (IFA)	1500	1500	Partial outage of Bipole 1

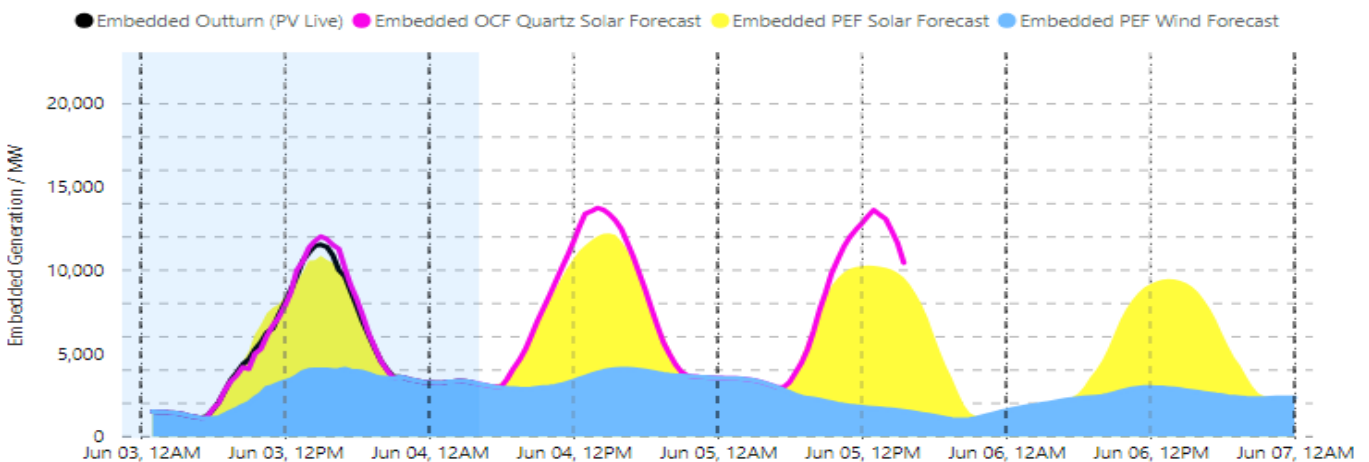
### Wind Power Forecast



### Expected embedded generation (MWs)

#### Embedded Generation Forecast

Embedded Generation (non-metered) Estimates																Last run: 04-Jun-2026 04:31:28	
	03-JUN-2026					04-JUN-2026					05-JUN-2026						
	05:00	08:00	12:00	17:00	21:00	00:00	05:00	08:00	12:00	17:00	21:00	00:00	05:00	08:00	12:00	17:00	21:00
Solar (MW)	0	2178	4727	5560	146	0	0	1621	6608	5751	122	0	0	3869	8370	5399	124
Wind (MW)	1177	1737	3464	4222	3643	3402	3190	2980	3487	4185	3785	3650	3040	2333	1827	1410	1069
STOR (MW)	0	0	0	0	0	0	0	0	0	0	0	0	0	0	0	0	0
<b>Total (MW)</b>	<b>1177</b>	<b>3915</b>	<b>8191</b>	<b>9782</b>	<b>3789</b>	<b>3402</b>	<b>3190</b>	<b>4601</b>	<b>10095</b>	<b>9936</b>	<b>3907</b>	<b>3650</b>	<b>3040</b>	<b>6202</b>	<b>10197</b>	<b>6809</b>	<b>1193</b>



Weather	Source	Commentary
Latest forecast (Summary)	<a href="#">Met Office</a> <a href="#">SEPA</a> <a href="#">Natural Resources Wales</a>	<p><b>Today:</b> Remaining breezy on Thursday with sunny spells and showers, however these merging at times to give longer spells of rain, and possibly the odd rumble of thunder. Near normal temperatures.</p> <p><b>Tonight:</b> Showers or longer spells of rain continuing into the evening and overnight, though these will ease somewhat, with some clear spells developing across the east of the country. Remaining rather breezy, especially across England and Wales, and mild.</p>
General Weather Concerns e.g. wind, rain, snow, flooding, GB Weather Warnings	<a href="#">Met Office</a> <a href="#">Weather Warning</a> <a href="#">England Flood Warning</a> <a href="#">SEPA</a> <a href="#">Natural Resources</a>	<p><b>UK Weather Warnings</b> No weather warnings are in force for the UK.</p> <p><b>Flood Warnings</b> 0 flood warnings and 0 flood alerts issued for England. 0 flood warnings and 0 flood alerts issued for Scotland 0 flood warnings and 0 flood alert issued for Wales</p>

Weather	Source	Commentary
	<a href="#">Wales</a>	

*Contains public sector information licensed under the Open Government Licence v1.0*

Further Information	
BM Reports	<a href="https://www.elexon.co.uk/data/kinnect-insights-solution/">https://www.elexon.co.uk/data/kinnect-insights-solution/</a>
System Balancing Reports	<a href="https://www.neso.energy/industry-information/industry-data-and-reports/system-balancing-reports">https://www.neso.energy/industry-information/industry-data-and-reports/system-balancing-reports</a>
Forecast Volumes and Costs	<a href="https://www.neso.energy/industry-information/industry-data-and-reports/forecast-volumes-and-costs">https://www.neso.energy/industry-information/industry-data-and-reports/forecast-volumes-and-costs</a>