

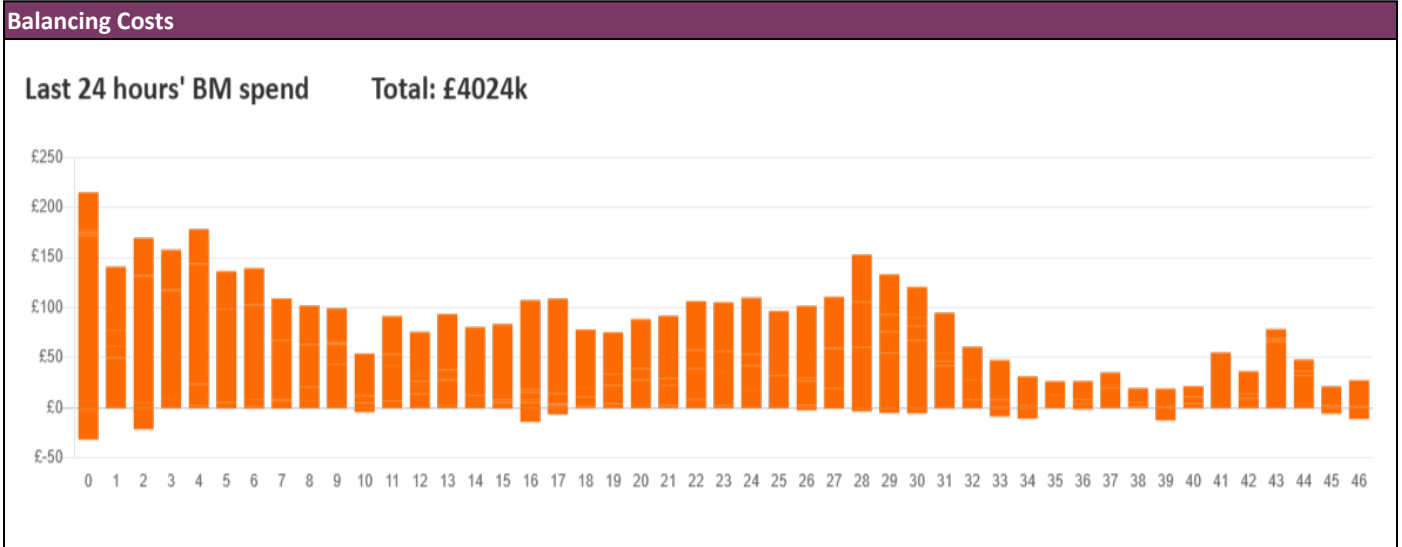
**NESO**  
**National Electricity**  
**Transmission**  
**System**  
Status report



NESO National Electricity Transmission System Status Report  
Sunday 31 May 2026

Today's High Level Risk Status Forecast for the next 24h			
General Status		Voltage	
Demand		System Inertia	
System Margins		Weather	
Generation		Transmission	
Active Constraints			
<a href="#">System Warning</a>			

<a href="#">Today's Minimum De-Rated Margin</a>	10,053 MW (SP 48)	
Current BMU Largest Loss Risk	Generation	1600 MW
	Demand	560MW



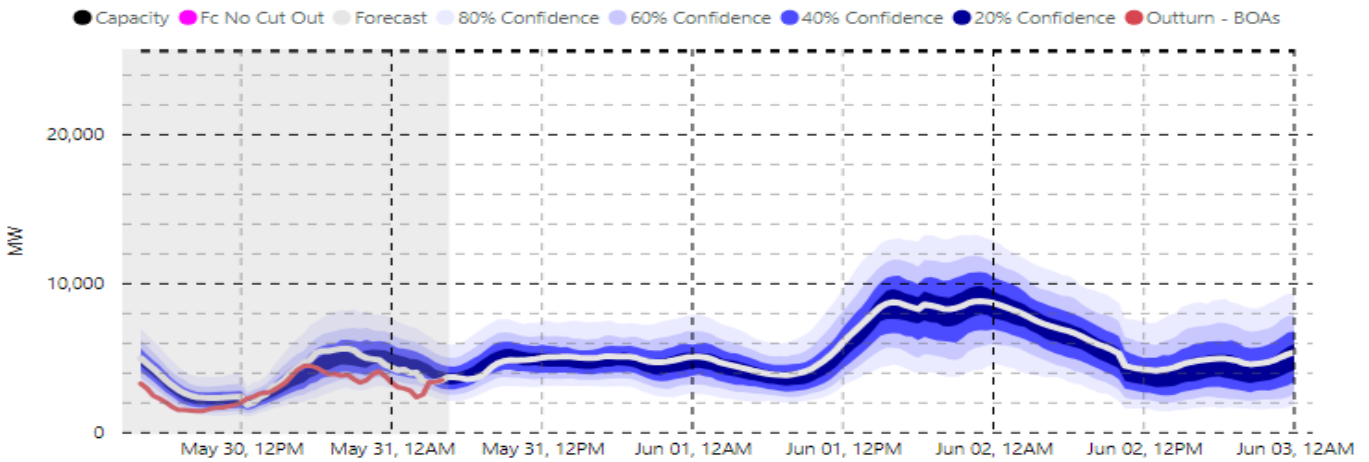
**Yesterday's Market Summary**

<a href="#">Cash Out Price (Max)</a>	£153.32/ MWh (SP 32)
<a href="#">Cash Out Price (Min)</a>	£-3.62/ MWh (SP 3)
<a href="#">Peak Demand Yesterday</a>	25,011 MW (SP 41)
<a href="#">Minimum Demand</a>	14,246 MW (SP 29)

**Interconnector Net Transfer Capacity (MWs)**

Today	Import	Export	Remarks
Netherlands (BritNed)	1000	1000	Fully Available
Belgium (Nemo)	1000	1000	Fully Available
Ireland (EWIC)	500	500	Fully Available
Northern Ireland (MOYLE)	500	500	Fully Available
Norway (NSL)	1400	1400	Fully Available
France (IFA2)	1000	1000	Fully Available
Ireland (GreenLink)	500	500	Fully Available
Viking Link	1450	1450	Fully Available
France (ElecLink)	1000	1000	Fully Available
France (IFA)	1500	1500	Partial outage of Bipole 1

### Wind Power Forecast

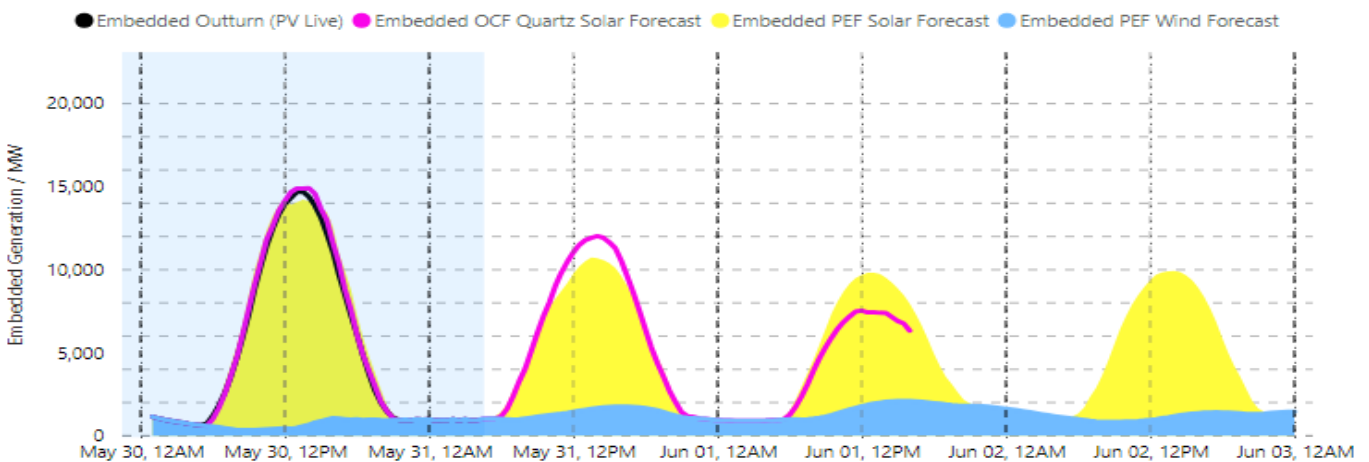


### Expected embedded generation (MWs)

#### Embedded Generation Forecast

#### Embedded Generation Forecast

	01-June-2026						02-June-2026						03-June-
	12:00 AM	5:00 AM	8:00 AM	12:00 PM	5:00 PM	9:00 PM	12:00 AM	5:00 AM	8:00 AM	12:00 PM	5:00 PM	9:00 PM	12:00 AM
PV (MW)													
Quartz (MW)	958	960	3,933	7,536									
Solar (MW)	958	1,007	4,583	9,688	6,637	1,962	1,633	1,133	3,621	9,361	7,670	1,639	1,454
Wind (MW)	958	960	1,035	1,779	2,043	1,797	1,633	1,090	839	963	1,408	1,316	1,454
Total Embedded (MW)	958	1,007	4,583	9,688	6,637	1,962	1,633	1,133	3,621	9,361	7,670	1,639	1,454



Weather	Source	Commentary
Latest forecast (Summary)	<a href="#">Met Office</a> <a href="#">SEPA</a> <a href="#">Natural Resources</a>	<b>Today:</b> A mostly cloudy day across Northern Ireland and Scotland, with outbreaks of showery rain which could be heavy at times. Breezy around western coasts here. Dry across England and Wales with plenty of warm spells of sunshine and light winds.

Weather	Source	Commentary
	<a href="#">Wales</a>	<b>Tonight:</b> Further showery outbreaks of rain will move across the north and west of the UK, but it will remain largely dry in the southeast with clear spells. Mild for all.
General Weather Concerns e.g. wind, rain, snow, flooding, GB Weather Warnings	<a href="#">Met Office Weather Warning</a>	<b>UK Weather Warnings</b> No weather warnings are in force for the UK.
	<a href="#">England Flood Warning</a> <a href="#">SEPA Natural Resources</a> <a href="#">Wales</a>	<b>Flood Warnings</b> 0 flood warnings and 0 flood alerts issued for England. 0 flood warnings and 0 flood alerts issued for Scotland 0 flood warnings and 0 flood alert issued for Wales

Contains public sector information licensed under the Open Government Licence v1.0

Further Information	
BM Reports	<a href="https://www.elexon.co.uk/data/kinnect-insights-solution/">https://www.elexon.co.uk/data/kinnect-insights-solution/</a>
System Balancing Reports	<a href="https://www.neso.energy/industry-information/industry-data-and-reports/system-balancing-reports">https://www.neso.energy/industry-information/industry-data-and-reports/system-balancing-reports</a>
Forecast Volumes and Costs	<a href="https://www.neso.energy/industry-information/industry-data-and-reports/forecast-volumes-and-costs">https://www.neso.energy/industry-information/industry-data-and-reports/forecast-volumes-and-costs</a>