

Public

NESO Operational Transparency Forum

13 May 2026

Welcome to the Operational Transparency Forum!

You are in listen-only mode with your camera turned off.

Live Captioning Available. To enable live captions in Microsoft Teams:

Click on the 3 dots icon / 'More'

Click 'Turn on live captions'

Key Points

Slido code #OTF

- **Ask Questions and give feedback:** Use **Sli.do event code #OTF**.
- **Submit early:** Ask questions early to give our experts time to answer.
- **No Edits:** Don't edit questions after submission; submit a new question, if needed.
- **Identify Yourself:** Provide your name or organization. Anonymous questions won't be answered live. If you have reasons to remain anonymous to the wider forum, please use the advance question or email options below.
- **Report Concerns:** Report concerns to the Market Monitoring team at marketreporting@neso.energy.
- **Question Order:** Questions are answered in upvoted order. Some may be taken away or answered later.
- **Sli.do Open:** Sli.do remains open **until 12:00** for maximum question opportunities. After that please use the advance questions or email options below.
- **Q&A:** All questions are recorded & published. Unanswered questions will be included in the next slide pack.
- **Ask questions anytime** whether for inclusion in the forum or individual response through our [Advance Questions form](#) or at: box.nc.customer@neso.energy.
- **Stay Updated:** Visit our webpage at: <https://www.neso.energy/what-we-do/systems-operations/operational-transparency-forum> for updates and previous OTF material.

Note: To access previous OTF webinars from Slido, click on the three lines to the left of forum title.

Deep dive sessions

Today

- Elexon: Settlement Process-
Cancelled
- Voltage Reduction Testing

Slido code #OTF

Future

- 20th May
 - Balancing Costs: April costs and constraints
 - Route for transmission connected units to joining the Balancing Mechanism
- 27th May
 - No OTF due to Spring half-term



If you have questions/suggestions of areas to cover during above presentations or ideas for deep dives or focus topics you would like us to consider, please send them to us at: box.nc.customer@neso.energy

Initial TNUoS Tariffs for 2027/28

On 11 May, we published Transmission Use of System (TNUoS) Initial Tariffs for 2027/28

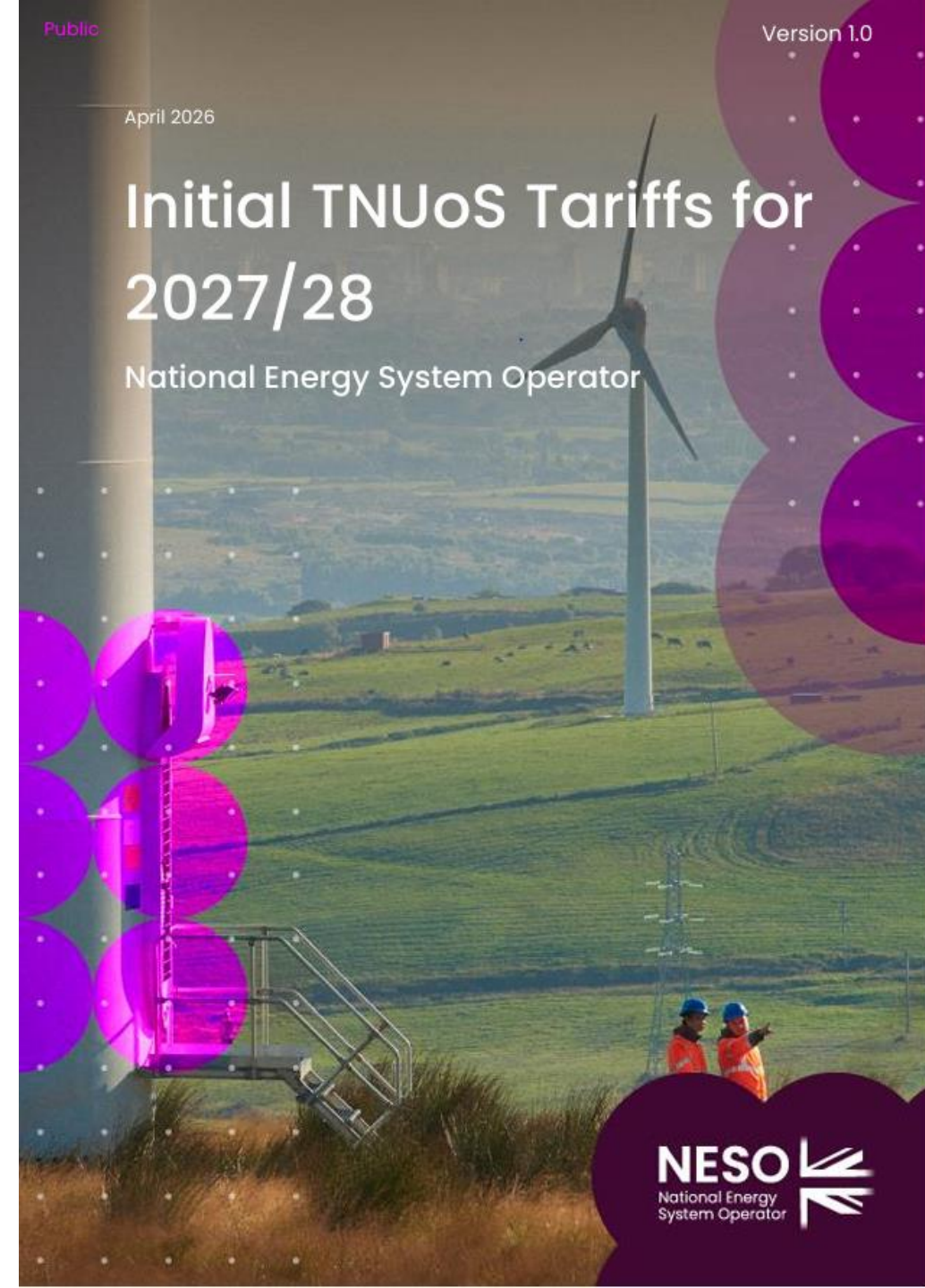
[Download the tariff report](#)

We are holding a webinar on 20 May 2026 at 2pm to talk through the tariffs and answer any questions from industry.

[Register for the webinar](#)

For any TNUoS related questions please email us:-

TNUoS.queries@neso.energy



BM Systems Upload Dates (SORT Upload)

Slido code #OTF

New dates for 2027

Month	Notification by	Submission by	Cutoff date	Implementation	Back-up date
	Confirm which units intend to enter SORT and their Operational Metering Signals test have been booked	Complete and submit unit and asset registration in Single Market Platform (SMP)	Complete any remaining requirements for Balancing Mechanism Unit (BMU) Registration NESO confirms the units are included in SORT	Planned date for NESO to add the new BMUs to the BM Systems	Reserve date in case operational system issues prevent Implementation on the day
January	08/12/2026	29/12/2026	05/01/2027	27/01/2027	03/02/2027
March	26/01/2027	16/02/2027	23/02/2027	17/03/2027	31/03/2027
May	30/03/2027	20/04/2027	27/04/2027	19/05/2027	26/05/2027
July	01/06/2027	22/06/2027	29/06/2027	21/07/2027	28/07/2027
September	10/08/2027	31/08/2027	07/09/2027	29/09/2027	06/10/2027
November	05/10/2027	26/10/2027	02/11/2027	24/11/2027	01/12/2027



Balancing Programme Stakeholder Focus Groups

Slido code #OTF

Technology	Optimisation	Forecasting
14 May 11:00–12:30	1 June 14:00 – 15:30	3 June 13:30 – 15:00
Microsoft Teams	Microsoft Teams	Microsoft Teams
<p>What will it cover?</p> <ul style="list-style-type: none"> • Update on the Electronic Data Transfer (EDT)/ Electronic Data Logging (EDL) transition from BM systems to the Open Balancing Platform (OBP). • EDL network transformation • Testing requirements for the implementation of GC0166. 	<p>What will it cover?</p> <ul style="list-style-type: none"> • New parameters introduced by GC0166 – Maximum Delivery Offer / Maximum Delivery Bid (MDO/MDB) and how these will be used for real-time dispatch. 	<p>What will it cover?</p> <ul style="list-style-type: none"> • Grid Supply Point (GSP) Asset Visibility and Embedded Forecasts.



View previous Focus Group content [here](#)



If you haven't already, you can sign-up to our Stakeholder Focus Groups for Optimisation, Technology, & Forecasting to receive invites to these sessions – [Balancing Programme Stakeholder Focus Groups](#).

Contact us at box.balancingprogramme@neso.energy

NESO Markets, Balancing and Dispatch: A Summer System Update

Slido code #OTF

Date: 22.06.2026

Time: 9:00 – 17:30

Location: Hilton, London Tower Bridge

Date: 02.07.2026

Time: 9:00 – 17:30

Location: Hilton, Glasgow

Join this in-person event at one of two locations – London or Glasgow.

You can expect to hear the latest updates from across Electricity Markets, Balancing Programme and Dispatch Transparency, including discussions on:

- Market services & what's next for flexibility
- Balancing and Forecasting capabilities planned for delivery into the Control room including a demonstration of the functionality in action
- Reformed National Pricing
- A Day in the Life of a Control Room Engineer
- Skip rate methodology & work to improve managing system constraints

A more detailed agenda will be shared closer to the events.

To sign up to one of the two events, click [here](#) for London, or [here](#) for Glasgow – you can also scan the relevant QR code.

Please do reach out to the team with any questions or topic suggestions you have at box.marketsengagement@neso.energy.



London



Glasgow

Future Event Summary

Slido code #OTF

Event	Date & Time	Link
Balancing Programme Stakeholder Focus Group: Technology	14 May (11:00–12:30)	Sign up to Stakeholder Focus Groups
Operability Strategy Report and Electricity Market Roadmap survey closes	15 May (17:00)	Response Form
Initial TNUoS Tariffs for 2027/28 webinar	20 May (14:00)	Register here
Short-term Stability Market feedback survey closes	30 May (23:00)	Response Form
Balancing Programme Stakeholder Focus Group: Optimisation	1 June (14:00 – 15:30)	Sign up to Stakeholder Focus Groups
Balancing Programme Stakeholder Focus Group: Forecasting	3 June (13:30 – 15:00)	Sign up to Stakeholder Focus Groups
Transmission Network Use of System (TNUoS) Tariff Model Training Workshop	9 June (9:30 – 16:00)	Register here (by 22 nd May)
NESO Markets, Balancing and Dispatch Summer System Update - London	22 June (09:00 – 17:30)	Register for London here
NESO Markets, Balancing and Dispatch Summer System Update - Glasgow	2 July (09:00 – 17:30)	Register for Glasgow here

⁸ Check out the [NESO Events Calendar](#) for more...

Voltage Control Tests 2026

Slido code #OTF

- Voltage Control, or Voltage Reduction, is a provision in Grid Code-Operating Code 6 that allows demand to be reduced as an emergency action when there isn't enough generation to meet demand.
- Annual testing of voltage control capability will take place on June 2nd. The primary goals are to test operational communication between NESO and DNOs and to validate the volume of demand reduction that can be expected from voltage reduction.
- There are 2 stages of voltage control, each should deliver between 2% and 4% voltage reduction, and the expectation is that each stage will deliver around 1.5% demand reduction.
- Notification of each test will happen through BMRS 24 hours before the test and again on the day, shortly before the test.
- Customers connected at 11 kV and below may notice a small change in their electricity supply, e.g. dimming of lights, but they should be otherwise unaffected during the tests.

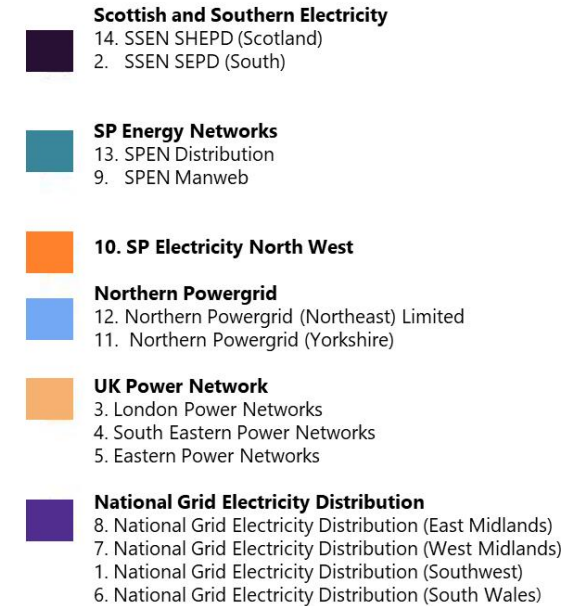
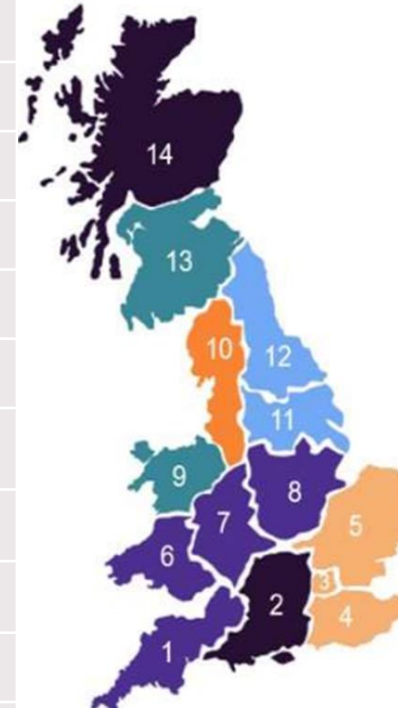
Voltage Control Tests 2026

Slido code #OTF

The test will take place on **June 2nd** between 10am and midday across all 14 DNO licence areas.

- Stage 1 will be applied at approximately 10:30am
- Stage 2 will be applied at approximately 11:10am
- Both stages will be restored at approximately 11:50am

	DNO region	Operator	Stages
1	South West	NGED	Stage 1 & 2
2	South	SSEN	Stage 1 & 2
3	London	UKPN	Stage 1 only
4	South East	UKPN	Stage 1 only
5	East	UKPN	Stage 1 only
6	South Wales	NGED	Stage 1 & 2
7	West Midlands	NGED	Stage 1 & 2
8	East Midlands	NGED	Stage 1 & 2
9	North Wales	SPEN	Stage 1 only
10	North West	SP ENW	Stage 1 only
11	Yorkshire	NPG	Stage 1 only
12	North East	NPG	Stage 1 only
13	Scotland South	SPEN	Stage 1 only
14	Scotland North	SSEN	Stage 1 & 2



Last 4 years test dates

Slido code #OTF

On the right are dates and periods when tests have taken place over the last 4 years.

Plan to share results of the test at an OTF in late June or early July.

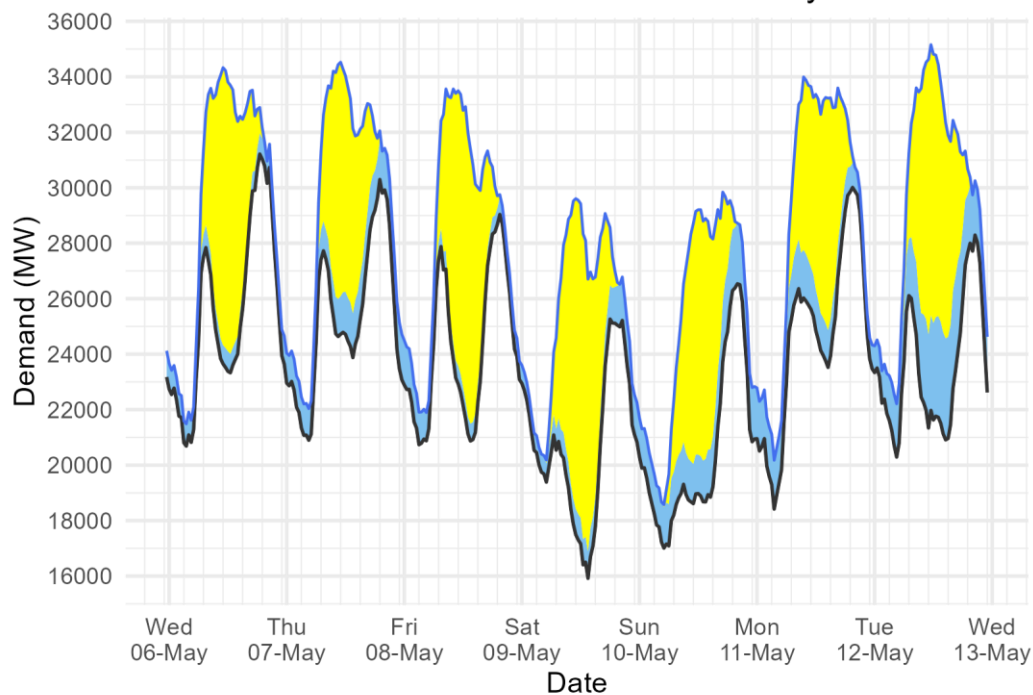
Any questions please contact box.nc.customer@neso.energy

	DNO region	Operator	2022	2023	2024	2025
1	South West	NGED	22nd Sep	1st Aug	16th July	19th Jun
2	South	SSEN	23rd Nov	6th Sept	24th Sept	19th Jun
3	London	UKPN	24th Aug	19th July	11th July	19th Jun
4	South East	UKPN	25th Aug	20th July	11th July	19th Jun
5	East	UKPN	23rd Aug	18th July	11th July	19th Jun
6	South Wales	NGED	20th Sep	3rd Aug	16th July	19th Jun
7	West Midlands	NGED	14 th Dec	13th Sept	16th July	19th Jun
8	East Midlands	NGED	13 th Dec	12th Sept	16th July	19th Jun
9	North Wales	SPEN	15th Nov	18th Oct	9th July	17th Jun
10	North West	SP ENW	7th Sep	30th Aug	24th Sept	17th Jun
11	Yorkshire	NPG	11th Oct	17th Aug	30th July	17th Jun
12	North East	NPG	27th Sep	24th Aug	30th July	17th Jun
13	Scotland South	SPEN	18th Aug	13th July	9th July	17th Jun
14	Scotland North	SSEN	18th Oct	4th Oct	30th July	17th Jun
	Time		11:30 -13:00	11:30 -13:00	16:00 - 17:30	10:30-12:00

Demand | Last week demand out-turn

Slido code #OTF

NESO National Demand outturn 06 - 12 May 2026



Demand type

- National Demand (ND) transmission connected generation requirement within GB
- ND + est. of PV & wind at Distribution network

Renewable type

- Distributed_PV
- Distributed_Wind

Distributed generation

Peak values by day

Date	OUTTURN	
	Daily Max Dist. PV (GW)	Daily Max Dist. Wind (GW)
06 May 2026	10.0	0.9
07 May 2026	8.4	1.8
08 May 2026	10.6	1.6
09 May 2026	11.3	1.6
10 May 2026	8.9	2.3
11 May 2026	8.4	1.9
12 May 2026	9.9	3.7

National Demand Minimum Demands

Date	Forecasting Point	FORECAST (Wed 06 May)			OUTTURN		
		National Demand (GW)	Dist. wind (GW)	Dist. PV (GW)	National Demand (GW)	Dist. wind (GW)	Dist. PV (GW)
06 May 2026	Daytime Min	24.7	0.6	8.3	23.3	0.7	9.7
07 May 2026	Overnight Min	20.5	1.0	0.0	20.9	1.1	0.0
07 May 2026	Daytime Min	23.2	1.5	8.1	23.9	1.6	6.7
08 May 2026	Overnight Min	20.5	1.0	0.0	20.7	1.2	0.0
08 May 2026	Daytime Min	21.5	0.7	8.0	20.9	0.6	9.9
09 May 2026	Overnight Min	19.1	0.9	0.3	19.4	0.7	0.1
09 May 2026	Daytime Min	17.7	1.3	8.3	15.9	1.0	9.8
10 May 2026	Overnight Min	17.2	1.9	0.2	17.0	1.5	0.1
10 May 2026	Daytime Min	18.7	1.9	2.0	18.2	1.6	2.6
11 May 2026	Overnight Min	18.6	1.8	0.0	18.4	1.8	0.0
11 May 2026	Daytime Min	22.9	2.0	7.2	23.5	1.3	8.4
12 May 2026	Overnight Min	19.9	1.7	0.0	20.3	1.9	0.0
12 May 2026	Daytime Min	21.6	1.9	9.8	20.9	3.7	7.8

The black line (National Demand ND) is the measure of portion of total GB customer demand that is supplied by the transmission network. ND values **do not include** export on interconnectors or pumping or station load

Blue line serves as a proxy for total GB customer demand. It includes demand supplied by the distributed wind and solar sources, but it **does not include** demand supplied by non-weather driven sources at the distributed network for which NESO has no real time data.

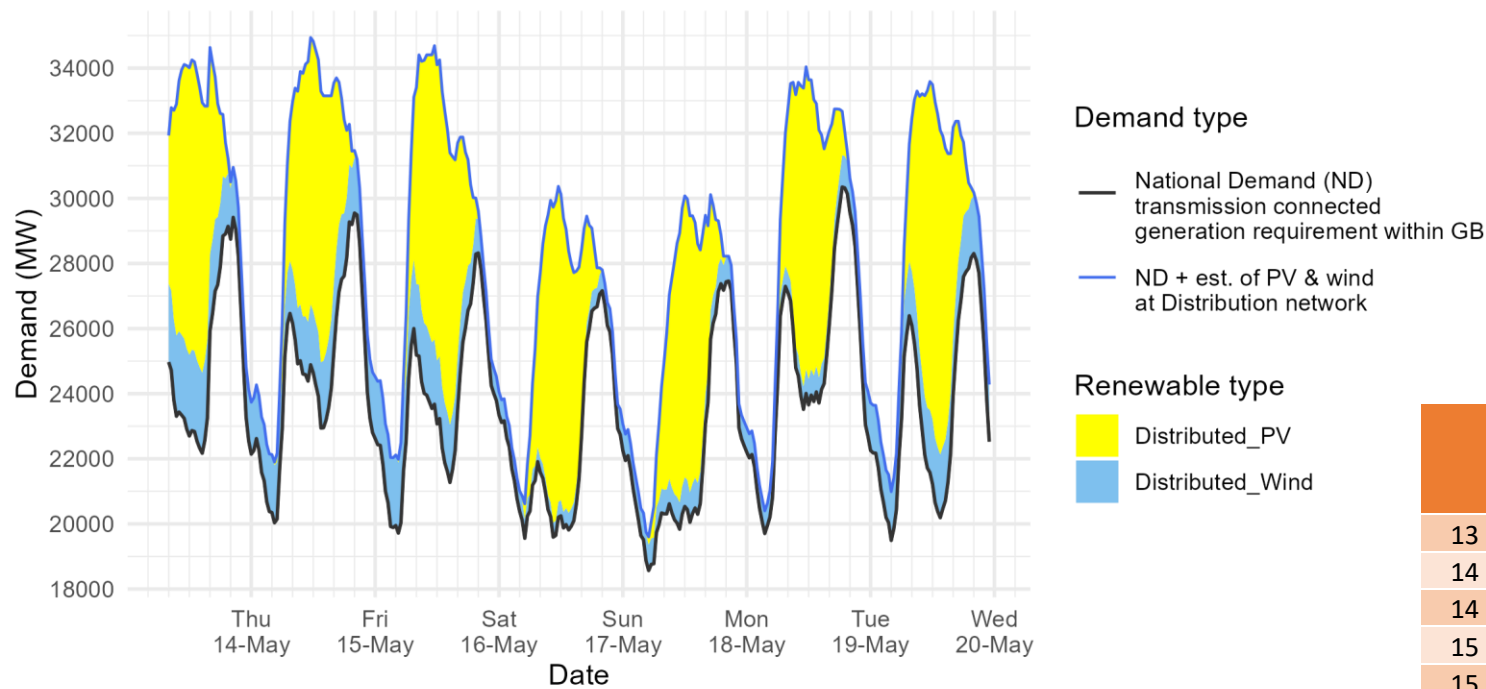
Historic out-turn data can be found on the [NESO Data Portal](#) in the following data sets: [Historic Demand Data & Demand Data Update](#)

From March to October, the table will display overnight minimum (between 00:00 and 07:30) and daytime minimum (between 07:30 and 16:30) as well as an additional column: distributed PV.

Demand | Week Ahead

Slido code #OTF

NESO Demand forecast for 13 - 19 May 2026



National Demand Minimum Demands


Date	Forecasting Point	FORECAST (Wed 13 May)		
		National Demand (GW)	Dist. wind (GW)	Dist. PV (GW)
13 May 2026	Daytime Min	22.2	2.5	8.3
14 May 2026	Overnight Min	20.0	1.8	0.1
14 May 2026	Daytime Min	22.9	2.0	8.3
15 May 2026	Overnight Min	19.7	2.2	0.1
15 May 2026	Daytime Min	21.3	1.8	8.3
16 May 2026	Overnight Min	19.6	0.6	0.5
16 May 2026	Daytime Min	19.6	0.4	9.7
17 May 2026	Overnight Min	18.6	0.8	0.2
17 May 2026	Daytime Min	19.8	0.8	8.3
18 May 2026	Overnight Min	19.7	0.7	0.0
18 May 2026	Daytime Min	23.5	0.7	9.2
19 May 2026	Overnight Min	19.5	1.5	0.0
19 May 2026	Daytime Min	20.2	1.9	10.0

The black line (National Demand ND) is the measure of portion of total GB customer demand that is supplied by the transmission network. ND values **do not include** export on interconnectors or pumping or station load

Blue line serves as a proxy for total GB customer demand. It includes demand supplied by the distributed wind and solar sources, but it **does not include** demand supplied by non-weather driven sources at the distributed network for which NESO has no real time data.

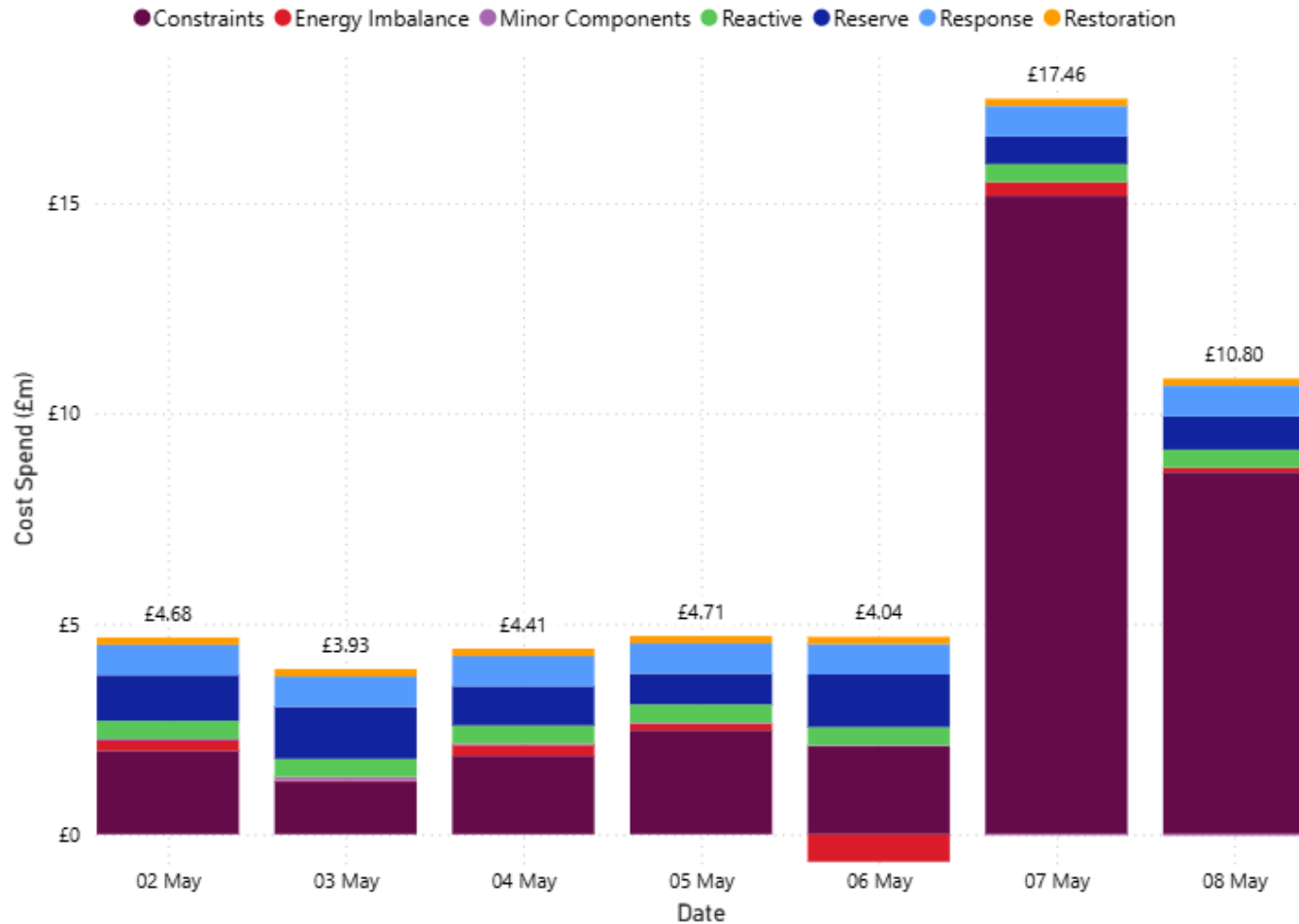
Historic out-turn data can be found on the [NESO Data Portal](#) in the following data sets: [Historic Demand Data & Demand Data Update](#)

From March to October, the table will display overnight minimum (between 00:00 and 07:30) and daytime minimum (between 07:30 and 16:30) as well as an additional column: distributed PV.



NESO Actions | Category Cost Breakdown

Slido code #OTF

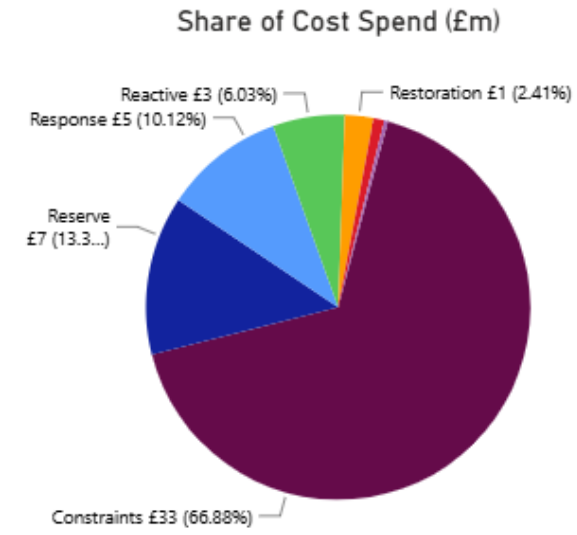


Current Week Total (£m)
£50.03

Average Daily Cost (£m)
£7.15

Previous Week Total (£m)
£37.73

Previous 30 Day Average (£m)
£11.50



For more info on constraint costs, and the steps NESO is taking with industry partners to address them, please see our Balancing Costs [website](#).


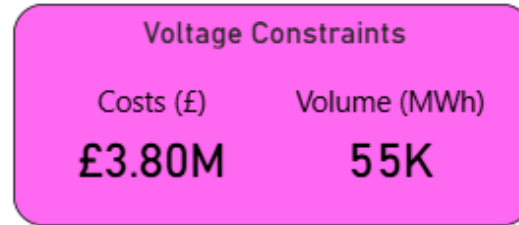
We will be providing an update on NESO's activities to manage constraints following publication of DESNZ' Reformed National Pricing Delivery Plan on the 20th May.

Contact us on box.nc.customer@neso.energy



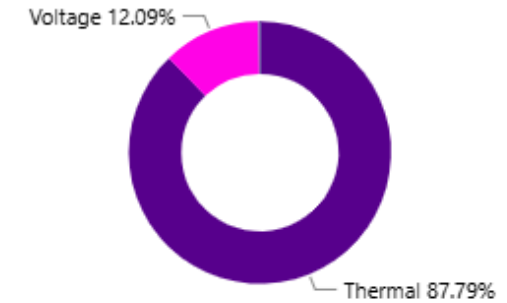
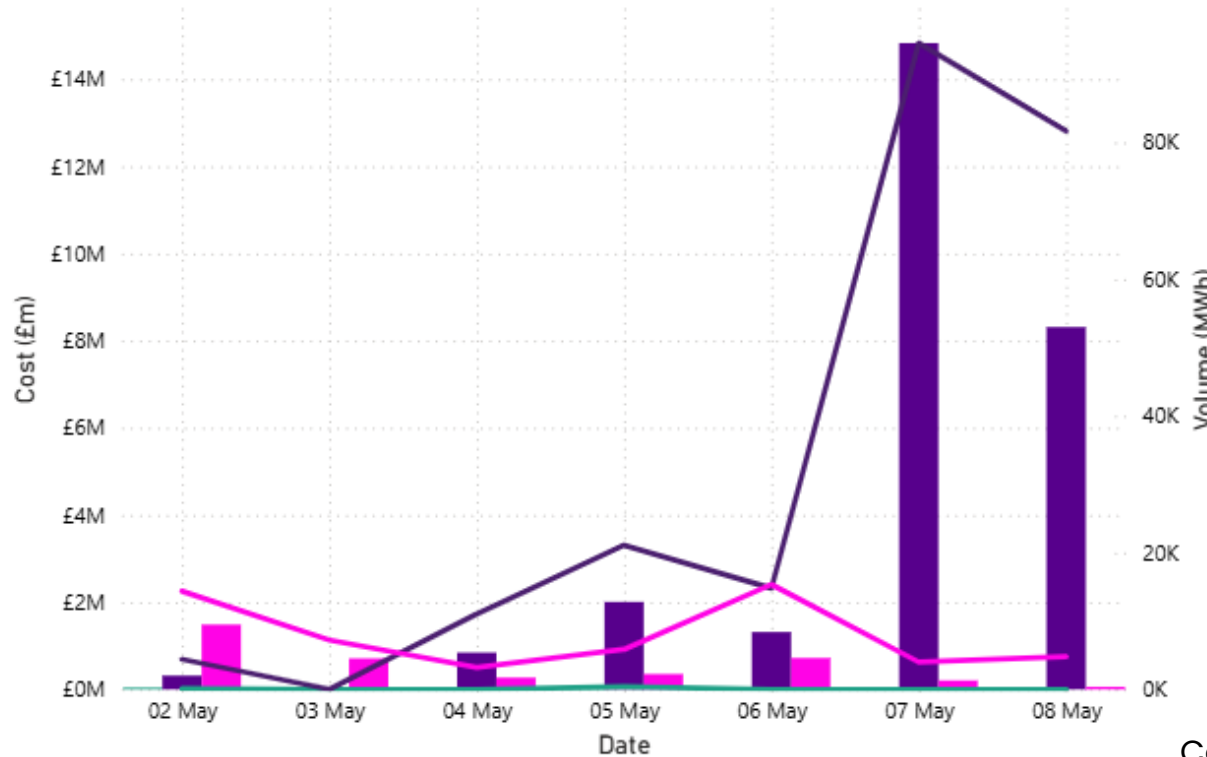
NESO Actions | Constraint Cost Breakdown

Slido code #OTF

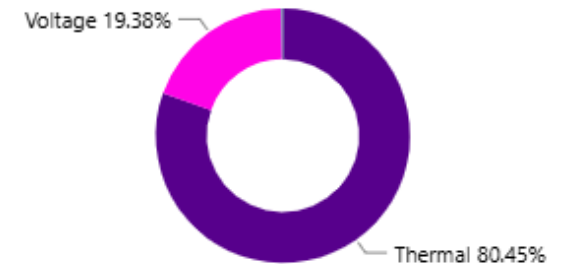


Share of Cost

- System Inertia
- Thermal
- Voltage
- Volume - System Inertia
- Volume - Thermal
- Volume - Voltage



Share of Volume



Contact us on box.nc.customer@neso.energy

Note: Volume is reported as an absolute figure.

NESO Actions | Settlement Periods of Interest

Slido code #OTF



NESO Actions | Highest Costing Day



Highest Costing Day

Share of Action Cost Spend

● BID ● OFFER



Settlement Date	Cost (£m)
07 May 2026	£17.46

Highest Costing Day Wind Curtailment Vs Daily Average



Bid Spend (£) by GSP

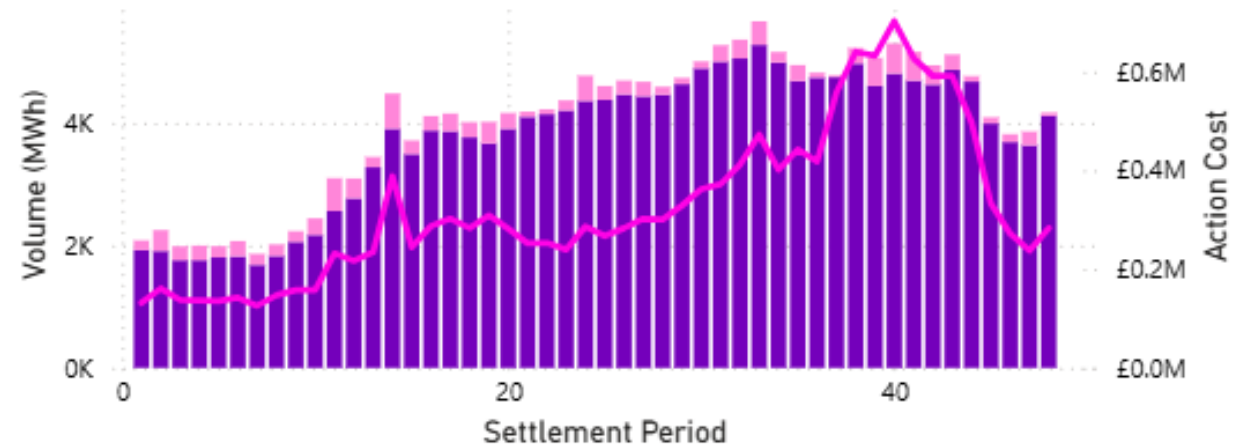


Offer Spend (£) by GSP



Action Cost and Volume

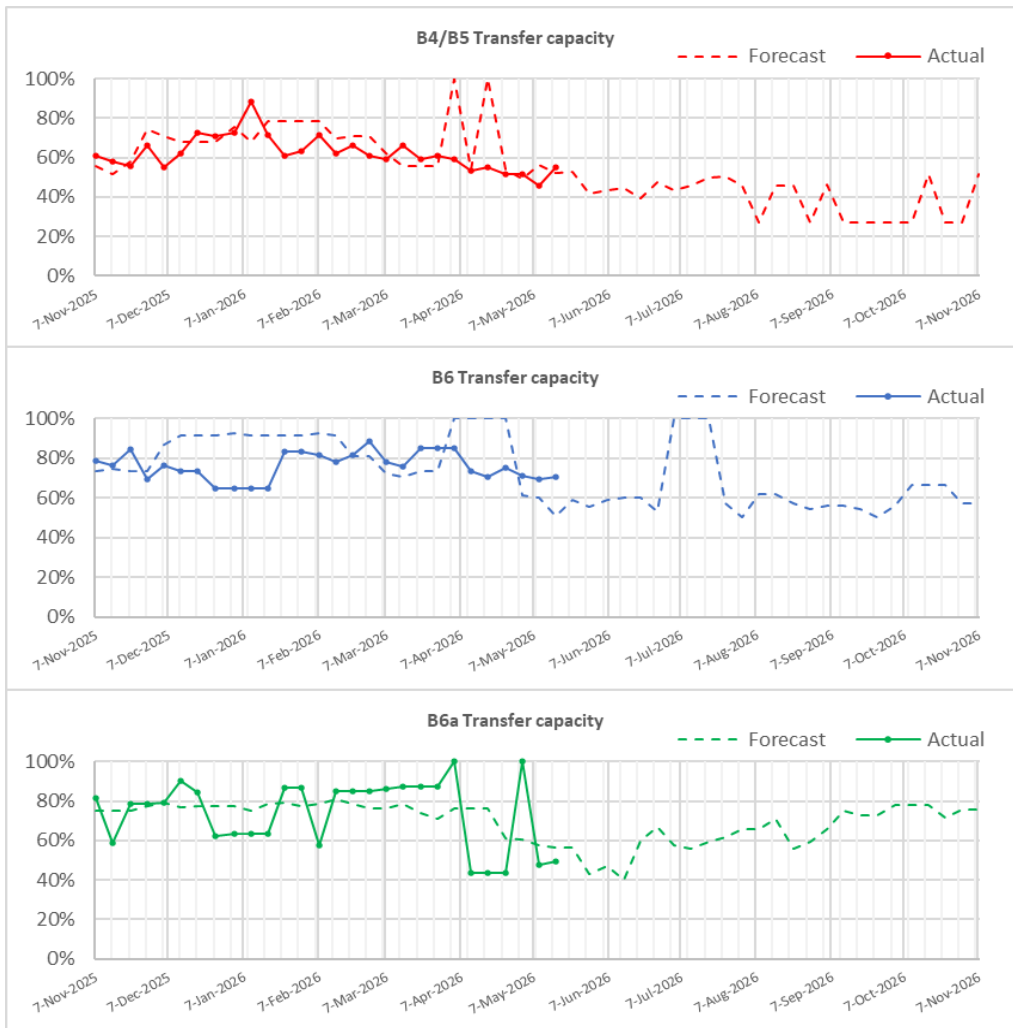
● Constraint ● Non-Constraint — Action Cost



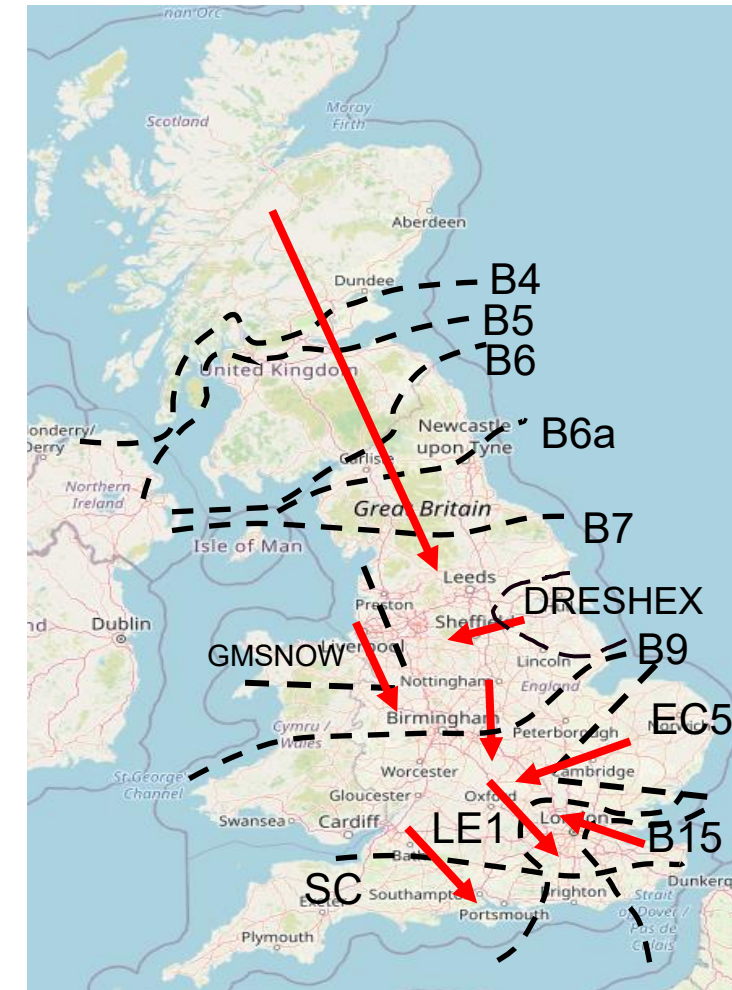
Contact us on box.nc.customer@neso.energy

Transparency | Network Congestion

Slido code #OTF



Boundary	Max. Capacity (MW)	Current Capacity (%)
B4/B5	3400	55
B6 (SCOTEX)	6800	71
B6a	8000	49
B7 (SSHARN)	9850	66
GMSNOW	5800	44
FLOWSTH (B9)	12700	80
DRESHEX	9675	63
EC5	5000	100
LE1 (SEIMP)	8750	48
B15 (ESTEX)	7500	63
SC1	7300	100

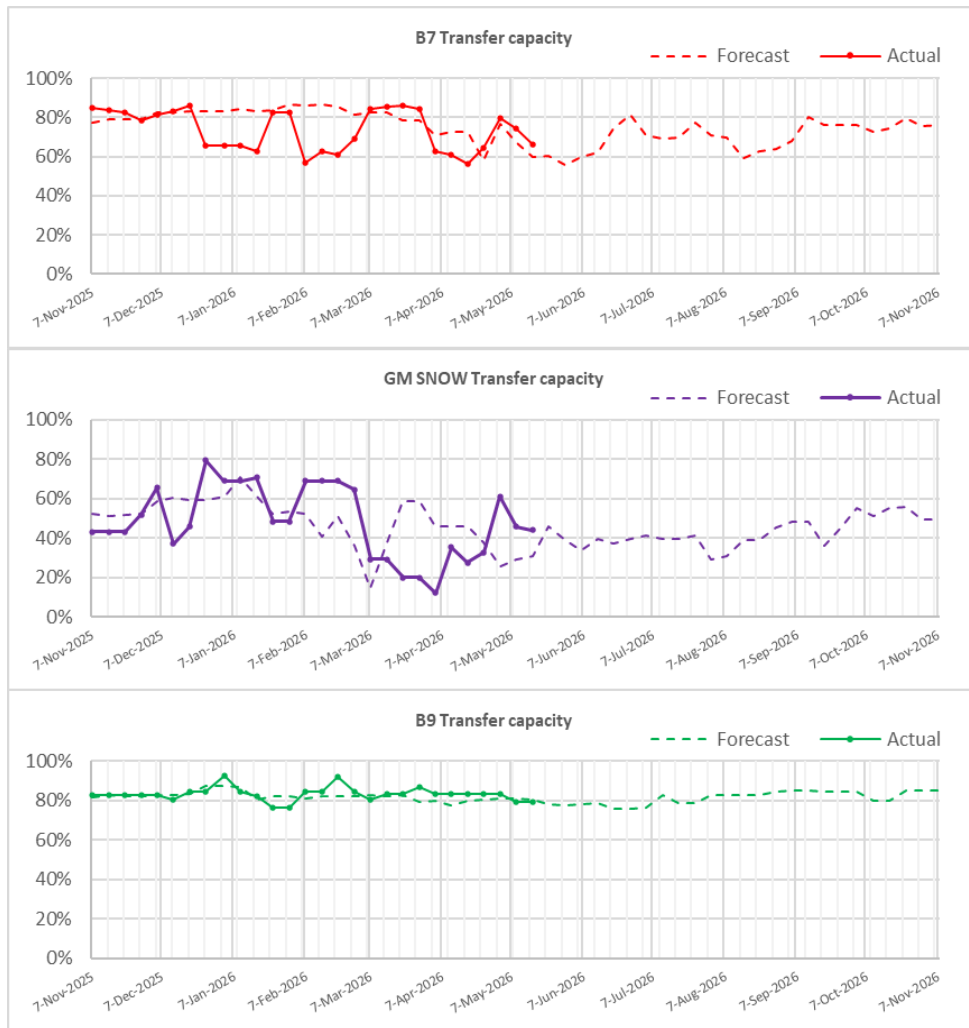


The forecast line is updated with the 12-week ahead view, and this happens each week. So, everything up to 12 weeks ahead is the forecast from 12-week ahead view, and everything after that is the fixed long-term forecast view.

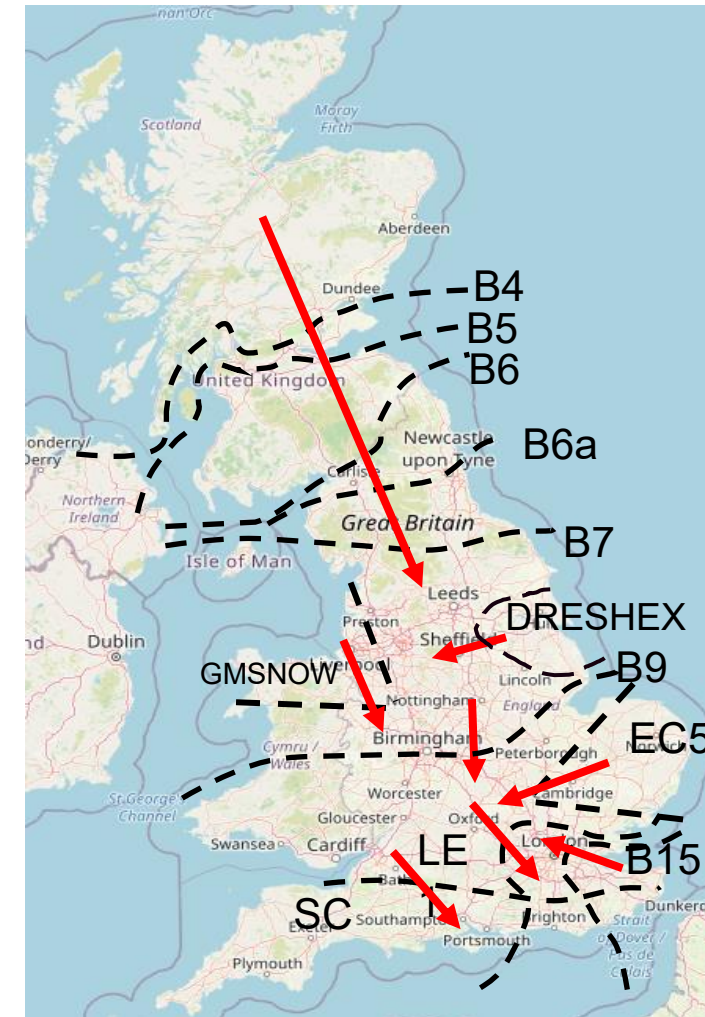


Transparency | Network Congestion

Slido code #OTF



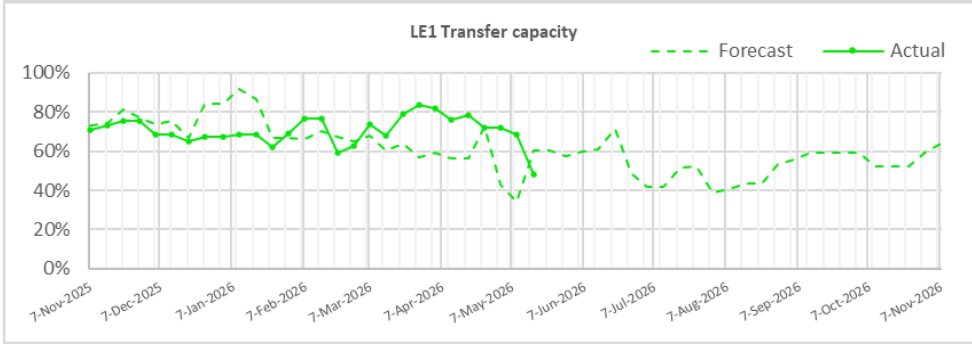
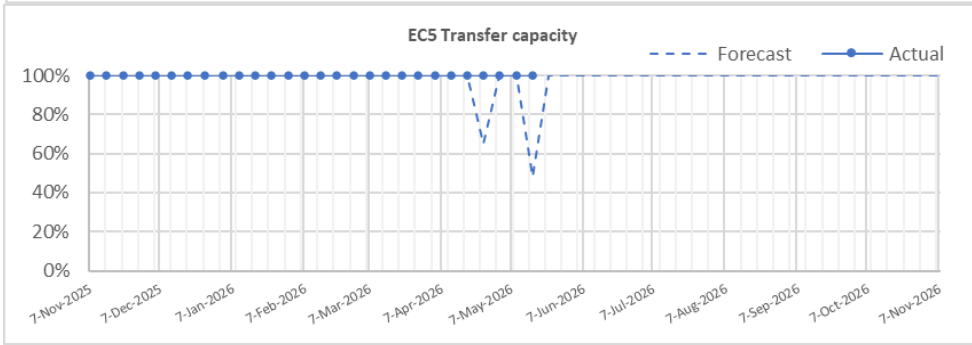
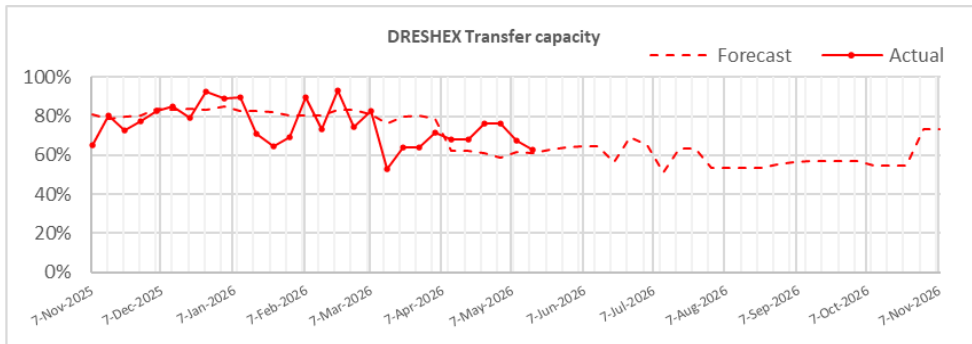
Boundary	Max. Capacity (MW)	Current Capacity (%)
B4/B5	3400	55
B6 (SCOTEX)	6800	71
B6a	8000	49
B7 (SSHARN)	9850	66
GMSNOW	5800	44
FLOWSTH (B9)	12700	80
DRESHEX	9675	63
EC5	5000	100
LE1 (SEIMP)	8750	48
B15 (ESTEX)	7500	63
SC1	7300	100



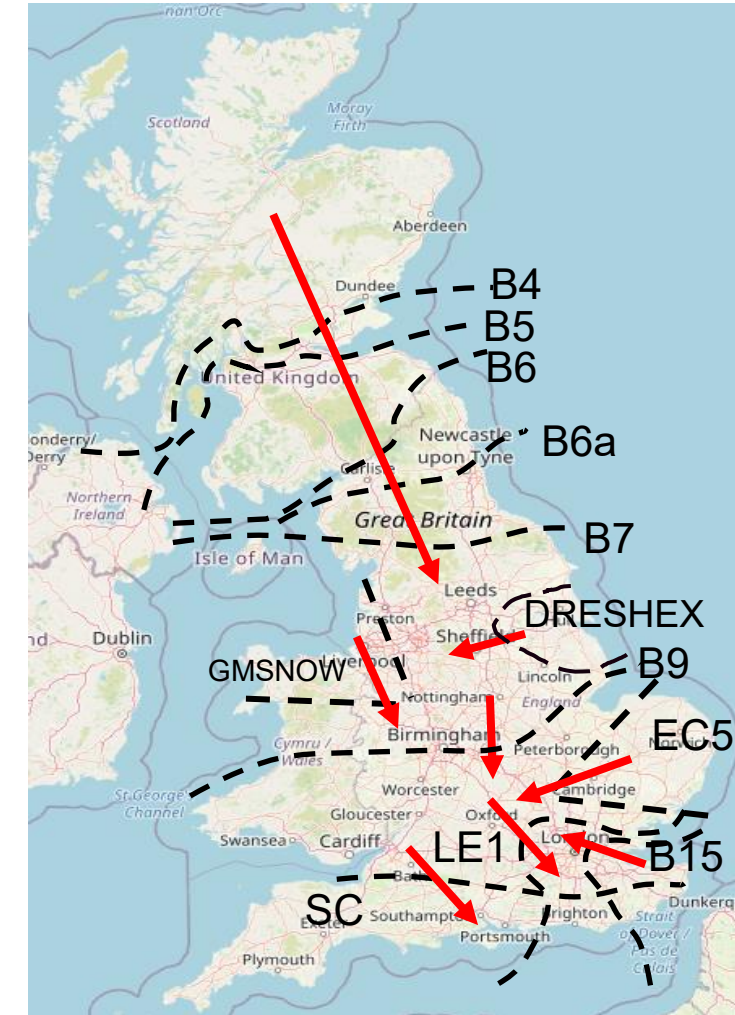
The forecast line is updated with the 12-week ahead view, and this happens each week. So, everything up to 12 weeks ahead is the forecast from 12-week ahead view, and everything after that is the fixed long-term forecast view.

Transparency | Network Congestion

Slido code #OTF



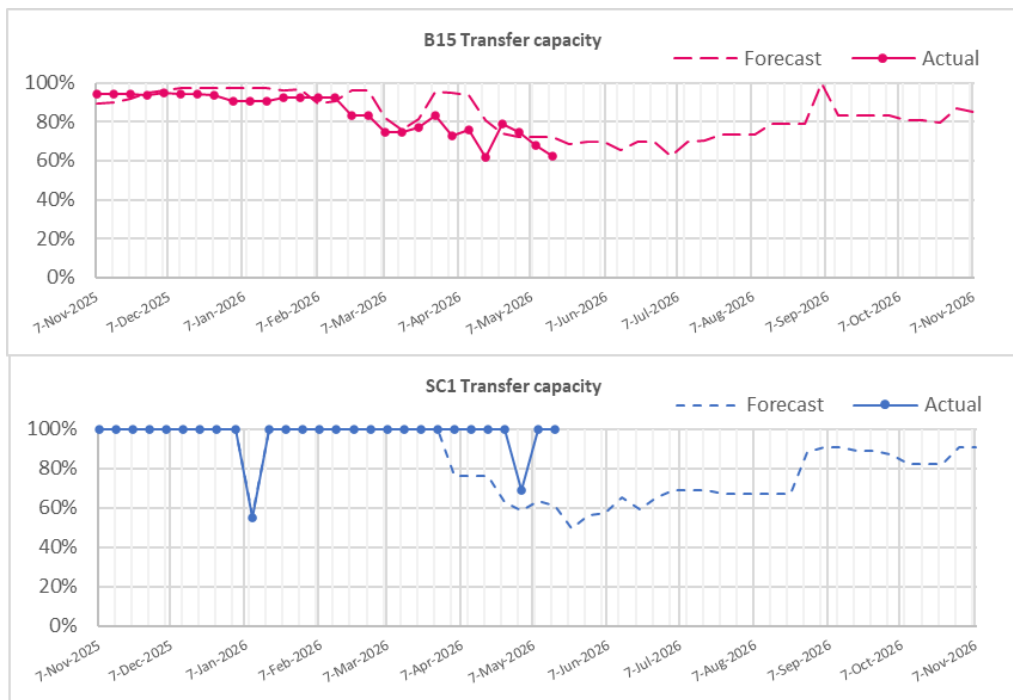
Boundary	Max. Capacity (MW)	Current Capacity (%)
B4/B5	3400	55
B6 (SCOTEX)	6800	71
B6a	8000	49
B7 (SSHARN)	9850	66
GMSNOW	5800	44
FLOWSTH (B9)	12700	80
DRESHEX	9675	63
EC5	5000	100
LE1 (SEIMP)	8750	48
B15 (ESTEX)	7500	63
SC1	7300	100



The forecast line is updated with the 12-week ahead view, and this happens each week. So, everything up to 12 weeks ahead is the forecast from 12-week ahead view, and everything after that is the fixed long-term forecast view.



Transparency | Network Congestion



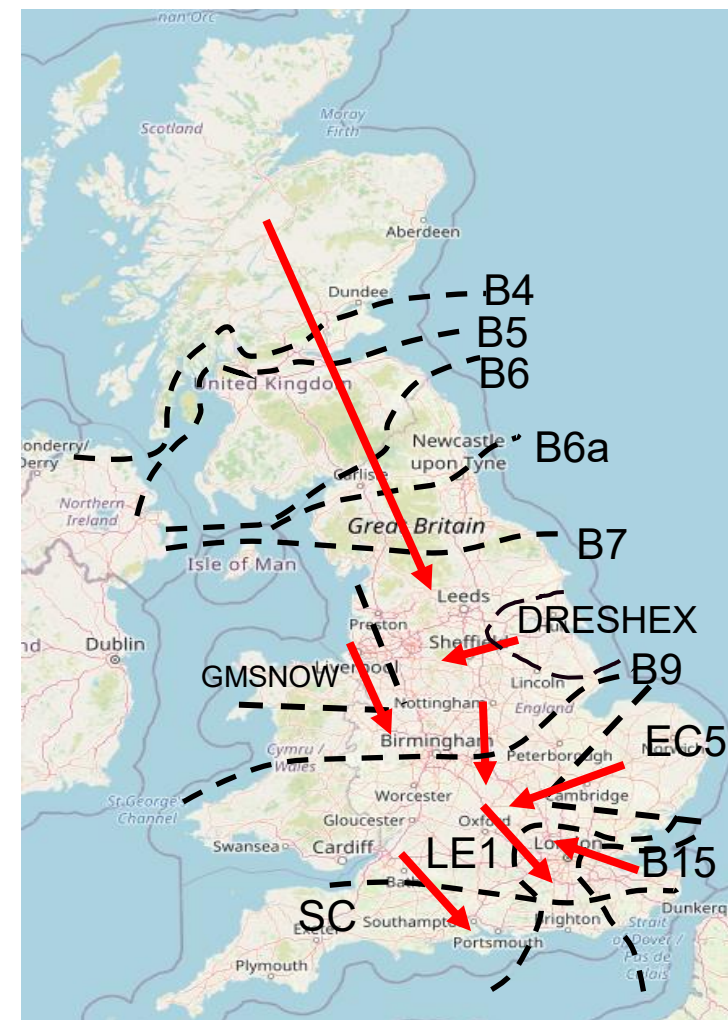
The forecast line is updated with the 12-week ahead view, and this happens each week. So, everything up to 12 weeks ahead is the forecast from 12-week ahead view, and everything after that is the fixed long-term forecast view.

Day ahead flows and limits, and the 24-month constraint limit forecast are published on the ESO Data Portal: [Constraints Management](#)

(The forecast and day ahead limits may vary due to changes in the outage plan. The plan is reviewed periodically throughout the year to ensure we are optimising system conditions, whilst managing any necessary outage plan changes.

Boundary	Max. Capacity (MW)	Current Capacity (%)
B4/B5	3400	55
B6 (SCOTEX)	6800	71
B6a	8000	49
B7 (SSHARN)	9850	66
GMSNOW	5800	44
FLOWSTH (B9)	12700	80
DRESHEX	9675	63
EC5	5000	100
LE1 (SEIMP)	8750	48
B15 (ESTEX)	7500	63
SC1	7300	100

Slido code #OTF



PSA Skip Rates – bids & offers combined

Slido code #OTF

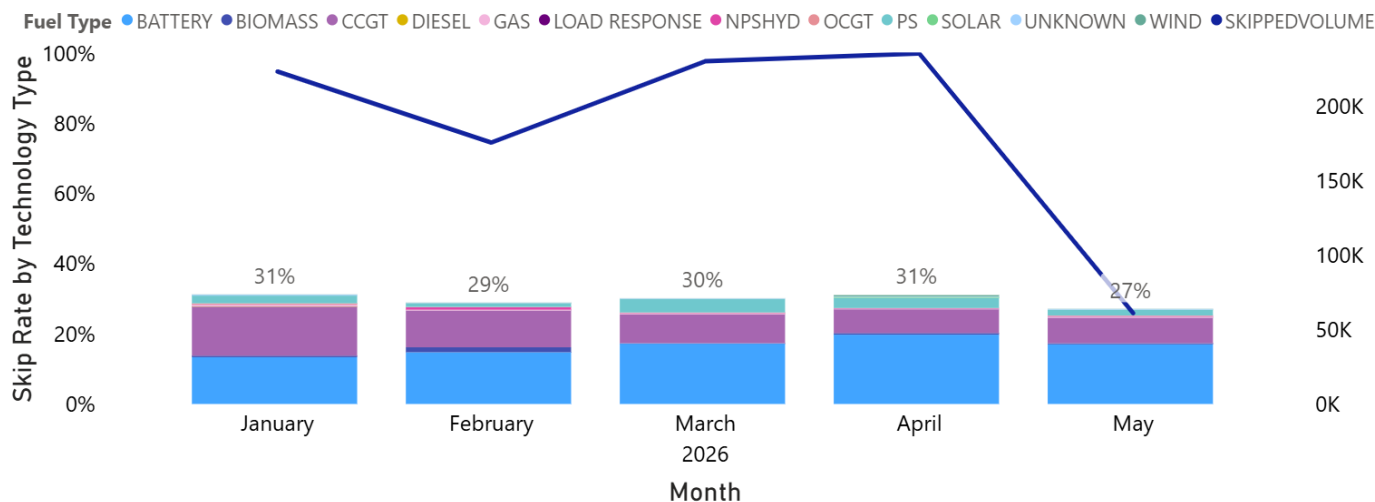
The current skip rate methodology only considers energy actions within the BM

We welcome your comments and feedback on these figures and how we present this data.

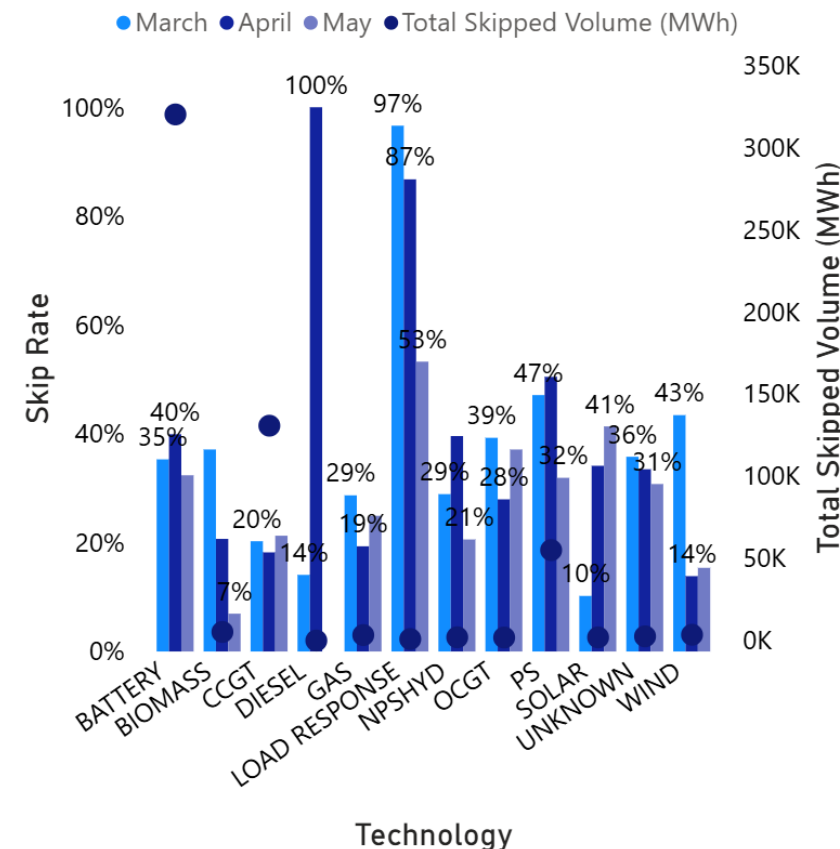
These graphs are based on stage 5 of the Post System Action definition.

Weekly Average w/e	PSA Skip Rate (%)
19/04	31%
26/04	31%
03/05	31%
10/05	27%

Relative Technology Skip Rate



Technology Specific Skip Rate – last 3 months



Gas: Gas reciprocating units
 NPSHYD: Non-Pumped Storage Hydro
 PS: Pumped Storage

Contact us on box.SkipRates@neso.energy

Skip rate data and more info on [skip rates](#) including methodology can be found on our website.

Rerecorded deep dive can be found on our webpage: [here](#)

Previously Asked Questions

Slido code #OTF

Q: (29/04/2026) Please could NESO confirm whether Non-BMUs providing Quick Reserve are utilised in merit within the Bulk Dispatch Algorithm?

A: The Bulk Dispatch Optimiser (BDO) does not currently include Non-Balancing Mechanism (NBM) Quick Reserve units. We have recently introduced bulk dispatch from a price stack for all BMUs & NBMUs by service type. This supports dispatch of BMUs and non-BMUs using a price stack that can be filtered by service, allowing inclusion or exclusion of services such as Quick Reserve, Slow Reserve etc. For example, if the control room required Quick Reserve with frequency deviating very fast, they can filter on all fast services irrespective of assets being BM or NBM and choose the most in merit. This builds upon the "harmonisation" logic allowing NBM and BM units to be dispatched "equally" from a single system, instead of the multiple systems and logic which are used in the Control Room today.

We will be exploring how NBM units can be included in BDO in the future. We will keep Industry updated on this via our Balancing Programme Optimisation Focus Group - You can sign up [here](#). If you have any further questions, please do not hesitate to contact us at box.balancingprogramme@neso.energy

Q: (29/04/2026) Following the notice issued last week that non-zero pricing was expected (and indeed did outturn) in the negative reserve markets, does NESO expect more of these conditions over the summer? Can NESO share any insights on what is driving this?

A: Negative reserve, like all our other Balancing Services, is priced against the expected cost of alternative actions taken to resolve system requirements. Under normal system conditions there is sufficient negative reserve available to meet our requirements without procuring additional firm capacity. Low demands over the previous weekend indicated that there was value in ensuring we had additional firm reserve in place to operate the system effectively through this period. We constantly review the prices in all services to ensure they are valued correctly and providing value to the end-consumer.

Previously Asked Questions

Slido code #OTF

Q: (01/05/2026) Hello, in your 29 April OTF you presented the "98.8% zero-carbon generation" figure, stating that it is the percentage of transmission-connected ZC generation meeting transmission system demand. The slide states that "this calculation is in line with Clean Power 2030 definitions". I've searched the government's CP2030 Action Plan documents (including the technical annex) and NESO's own CP2030 implementation documents, and all state that the two targets are simply "Clean sources produce at least as much power as Great Britain consumes in total" and "Clean sources produce at least 95% of Great Britain's generation". There's no mention of only including transmission-connected generation. Why is NESO using a new calculation methodology, and can you refer to the specific documents and page numbers which justify using only transmission-connected generation for reporting ZC generation milestones?

I note that unless embedded wind and solar are excluded, a new zero-carbon generation proportion record was not set in April 2026.

A: Clean Power 2030 is the UK government's initiative aimed at decarbonising the electricity grid by 2030, aiming for at least 95% of all electricity generation (transmission and distributed connected) to come from low carbon-sources to meet all demand.

Zero Carbon Operation (ZCO) is NESO's target/ambition to be able to safely and securely operate the transmission network up to the Grid Supply Point (Transmission/Distribution Interface) using low (zero) carbon sources for at least 30 minutes without market intervention.

ZCO calculations have always been consistent throughout but with three individual records in one day certain milestones related to different targets and the definitions were added to explain how a solar record (of 14.8GW) was achieved when only 1.2% of transmission connected generation was attributed to solar.

Previously Asked Questions

Slido code #OTF

Q: (05/05/2026) Like the highest spend map slide – would it be possible to show spend by technology type (total cost, total volume, volume weight average price)?

A: The feedback is appreciated; we will pick this up over the next few weeks and look to incorporate the suggestion into the slides.

Q: (05/05/2026) Is the forecast reduction in EC5 Transfer Capacity for next week expected to happen (the last one two weeks ago didn't)?

A: The forecast was last updated at 12 Week Ahead; the actual limit may change if system conditions differ from those assessed at that time.

Q: (05/05/2026) When is NESO going to be able to upload parties into the BM outside the SORT dates? I thought it was meant to be dynamic under OBP.

A: The current "SORT Static" process is not needed by OBP, but our older legacy system still requires this. The legacy system and OBP exchange data and so they must have the same BMUs (and non-BMUS). The date for retiring the legacy system is Q2 FY27/28 ([please see download](#)) and at that time SORT Static will also be retired.

Previously Asked Questions

Slido code #OTF

Q: (05/05/2026) Is NESO considering greater use of reactive power from embedded generation, rather than operating at unity power factor. The GB grid appears to be falling behind international best practice in this area.

A: NESO recognises the increasing importance of reactive power as the generation mix evolves. Within the current GB arrangements, embedded generation is required to have reactive capability, but NESO's operational interfaces are (presently) primarily with transmission connected plant. NESO is not a Distribution System Operator (DSO), and at present the management and use of reactive power from distribution connected generation sits with distribution networks. The role for Distributed Energy Resource (DER) reactive provisions is being reviewed in ED3 (Electricity Distribution Network Charging Methodology). Any changes to these arrangements would need to be considered through the regulatory codes and governance processes.

Previously Asked Questions

Slido code #OTF

Q: (05/05/2026) Why did you sell 2 GW over the Interconnectors on 2nd of May 1600 - 1700? (Replacing the energy with battery offers). Were these trades the cause of the low frequency event at 1600?

A: The trades were completed in line with usual process assessing system security and requirements. Frequency events are defined as those outside of statutory limits which this one was not. However, these trades were known and so not the cause any lesser frequency changes.

Q: (05/05/2026) Why did NESO not take balancing actions in advance to avoid the frequency deviation which would have been forecastable given the planned transfer drop on the interconnectors on 2nd May?

A: The interconnector trades were known ahead of time and accounted for in our system operation plan. Any unplanned changes to demand (or supply) can change system frequency unexpectedly and the analysis of these feeds into response/reserve requirements to ensure frequency remains within standards for all secured events.

Advance Q: (05/05/2026) There was a system disturbance on 2/5/26 around 16:05 where the frequency dropped to around 49.6Hz. Can you please provide a trace of the dip and provide operational context as to what caused the disturbance.

Advance Q: (05/05/2026) On 02/05/2026 15:00 - 15:05 UTC there was a slow decline in frequency down to 49.599Hz which represents the lowest frequency event of the year and recent memory. Can you provide more details?

A: On this day frequency remained within statutory limits (49.5 - 50.5Hz) Unanticipated fluctuations in demand and unplanned generator unavailability led to frequency at the lower end of this range for a short duration.

Previously Asked Questions

Slido code #OTF

Q: (05/05/2026) Jon mentioned demand reduction testing occurring - is timing of that known? Would be good to present results here @OTF as lots of initiatives looking at demand atm. Can we also check if behaviour on retracting voltage reduction is symmetrical? This has potential to inform high volts work.

A: We have held a previous deep dive into voltage reduction tests and those are available within our OTF archives. We are hosting one today as well and results will be shared in the future OTF session.

Q: (05/05/2026) Could NESO provide some context on the Negative Slow Reserve (NSR) market performance? Despite strong participation and offered volumes, the execution rates appear low.

A: Negative reserve, like all our other Balancing Services, is priced against the expected cost of alternative actions taken to resolve system requirements. If the system conditions are expected to provide sufficient negative reserve without buying additional firm capacity at day ahead, the cost of alternative actions is low and this is reflected in our buy curves leading to low execution rates. When there is a need to secure additional firm capacity this will be reflected in a higher price and larger volumes being accepted.

Advance Q: (05/05/2026) The series somehow got deleted from my calendar , and the new calendar-invite file doesn't seem to work.

A: Link to register: <https://neso.createsend.com/h/d/918820CF9659BD06>

To receive the reminder email, please register online from the webpage or using the link above. You will need to tick next to Operational Transparency Forum in the list, and tick to receive email communication before submitting.

If you have any difficulties, please contact: box.nc.customer@neso.energy

Previously Asked Questions

Slido code #OTF

Advance Q: (11/05/2026) We note that on 22nd Feb 2026 there was an export loss of 343MW due to a trip from Viking Link. As shown on NESO's 'GC0105 & GC0151 System Incidents Reports', outturn inertia was 118GVAs (below the min inertia requirement of 120GVAs), with RoCoF at 0.196 Hz/s, leading to a frequency spike exceeding 50.15Hz. Has NESO investigated the cause of this trip further, especially given the low inertia and high RoCoF figures given?

A: Inertia values for our published System Incident reports are based on the inertia value on the public data portal, which provides an offline, post-processed view of system conditions

We consistently remain within the 120 GVA threshold and while there might be an occasional trip on the system, causing net inertia to fall below 120, this would only be for a matter of seconds

That said – we absolutely review events such as this to understand what happened and ensure any learnings and improvements are captured

NESO OTF Q&A Guidelines

Slido code #OTF

- **Anonymous Questions:** We won't answer questions from unidentified parties live. If you need to stay anonymous, use the advance question or email options.
- **Challenge Concerns:** The OTF isn't the place to challenge actions of individual parties (except NESO). Report such concerns to the Market Monitoring team at: <mailto:box.nc.customer@neso.energy>.
- **Question Order:** We'll answer questions in the order they are upvoted. If we can't answer a question right away, we'll take it away or address it later.
- **Slido Availability:** Slido will stay open until 12:00, even if the call ends earlier, to give you more time to ask questions.
- **Q&A:** All questions asked through Slido will be recorded and published with answers in the Operational Transparency Forum Q&A on our webpage: <https://www.neso.energy/what-we-do/systems-operations/operational-transparency-forum>
- **Takeaway Questions:** These will be included in the next OTF pack. We might ask you to email us to clarify details
- **Out of Scope Questions:** These will be forwarded to the right NESO expert or team for a direct response. We might ask you to email us to ensure we have the correct contact details. For more information about the OTF's purpose and scope, check the appendix of this slide pack.

slido

Slido code #OTF



Audience Q&As

① Start presenting to display the audience questions on this slide.

Send us your feedback..

Using the poll in Sli.do after the event.

Slido code #OTF

If you have any questions after the event,
please contact the following email address:
box.nc.customer@neso.energy

Appendix

Purpose and scope of the NESO Operational Transparency Forum

Slido code #OTF

Purpose: The Operational Transparency Forum runs once a week to provide updated information on and insight into the operational challenges faced by the control room in the recent past (1-2 weeks) and short-term future (1-2 weeks). The OTF will also signpost other NESO events, provide deep dives into focus topics, and allow industry to ask questions.

Scope

The OTF covers:

- Regular updates, deep dives, and focus topics
- NESO's operational strategies and challenges
- Data published by NESO
- Data and processes from other parties (e.g., BMRS by Elexon, consultations by Elexon, Ofgem, DESNZ)
- Industry questions (answers live or taken away for answering later)

Out of Scope

The OTF does not cover:

- Data owned by other parties
- Specific actions and decisions of the NESO Control Room
- Activities and operations of individual market participants
- NESO's policy and strategic decisions
- Formal consultations (e.g., Code Changes, Business Planning, Market Development)

Skip Rates – ‘In Merit’ datasets

Slido code #OTF

We recognise that these datasets aren't as intuitive as they could be – specifically the column headings. Please be reassured that we are looking at ways to improve this – we will update the documentation to include this information and will also discuss the datasets in more detail at the webinar on 27th February.

We will use ‘accepted’ and ‘instructed’ differently in this context, even though they are normally the same.

These datasets show the units that should have been instructed if decisions were solely based on price, rather than all units that were instructed. Therefore this dataset does not match the total accepted volume datasets in Elexon.

In Merit Volume = Accepted Volume + Skipped Volume

In Merit Volume

- This is the recreated in merit stack showing the lowest cost units that were available to meet the requirement, where the requirement is based on the volume of units that were actually instructed
- Therefore this is the volume that should have been accepted if decisions were solely based on price
- The sum of this column is the total instructed volume in the 5 minute period (subject to the relevant exclusions)

Accepted Volume

- This is the volume that was accepted in merit, as a subset of the ‘In Merit Volume’ column – i.e. how much volume was accepted in merit
- The sum of this column will be less than the sum of the ‘In Merit Volume’ column, unless there is no skipped volume
- Note: this column does not list all instructed units

Skipped Volume

- This is the volume that was skipped, as a subset of the ‘In Merit Volume’ column – i.e. of the volume that we should have instructed, how much was skipped

It's possible that the list of units increases, decreases, or stays the same between stages, but the total ‘In Merit Volume’ will always remain the same (or no volume is excluded) or decrease (due to exclusions).