

**NESO**  
**National Electricity**  
**Transmission**  
**System**  
Status report

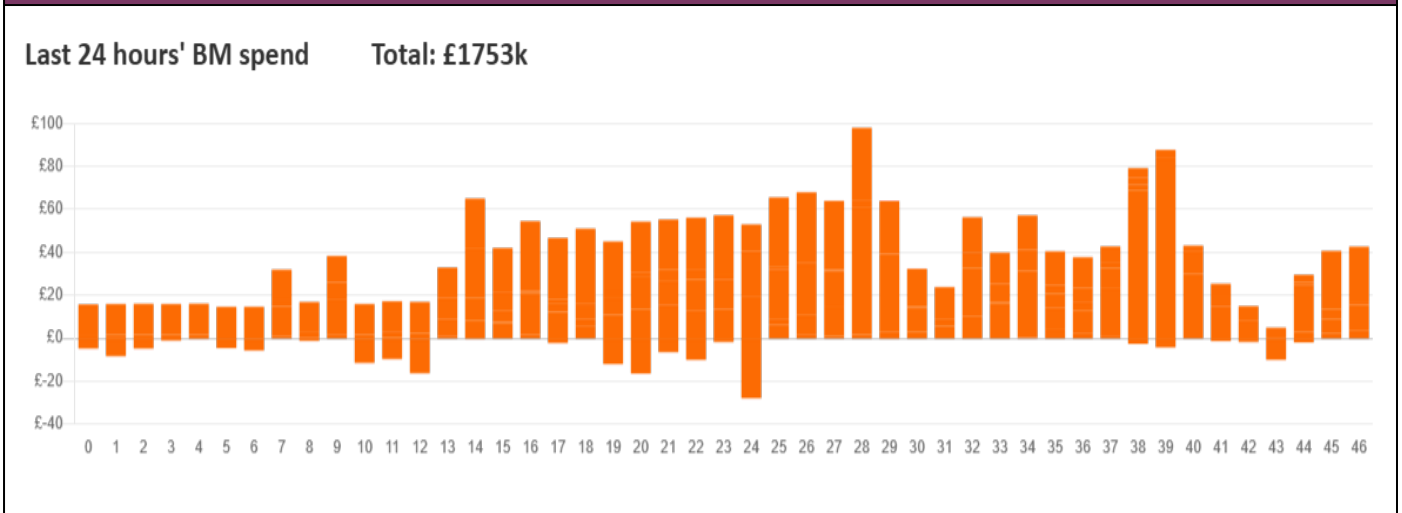


NESO National Electricity Transmission System Status Report  
Tuesday 05 May 2026

Today's High Level Risk Status Forecast for the next 24h			
General Status		Voltage	
Demand		System Inertia	
System Margins		Weather	
Generation		Transmission	
Active Constraints			
<a href="#">System Warning</a>			

<a href="#">Today's Minimum De-Rated Margin</a>	14,382 MW (SP 47)	
Current BMU Largest Loss Risk	Generation	1500 MW
	Demand	1480 MW

Balancing Costs



Yesterday's Market Summary

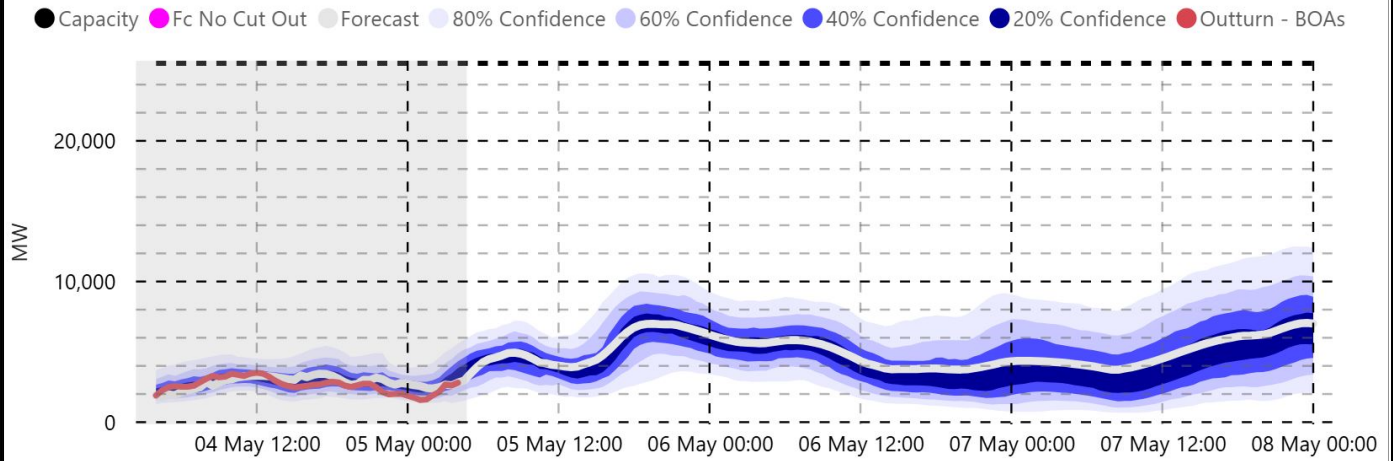
<a href="#">Cash Out Price (Max)</a>	£169.00 / MWh (SP 41)
<a href="#">Cash Out Price (Min)</a>	£74.32 / MWh (SP 26)
<a href="#">Peak Demand Yesterday</a>	28,053 MW (SP 43)
<a href="#">Minimum Demand</a>	19,033 MW (SP 12)

Interconnector

Net Transfer Capacity (MWs)

Today	Import	Export	Remarks
Netherlands (BritNed)	1000	1000	Fully Available
Belgium (Nemo)	1000	1000	Fully Available
Ireland (EWIC)	500	500	Fully Available
Northern Ireland (MOYLE)	500	500	Fully Available
Norway (NSL)	1400	1400	Fully Available
France (IFA2)	1000	1000	Fully Available
Ireland (GreenLink)	500	500	Fully Available
Viking Link	1400	1400	Fully Available
France (ElecLink)	1000	1000	Fully Available
France (IFA)	1000	1000	Planned outage

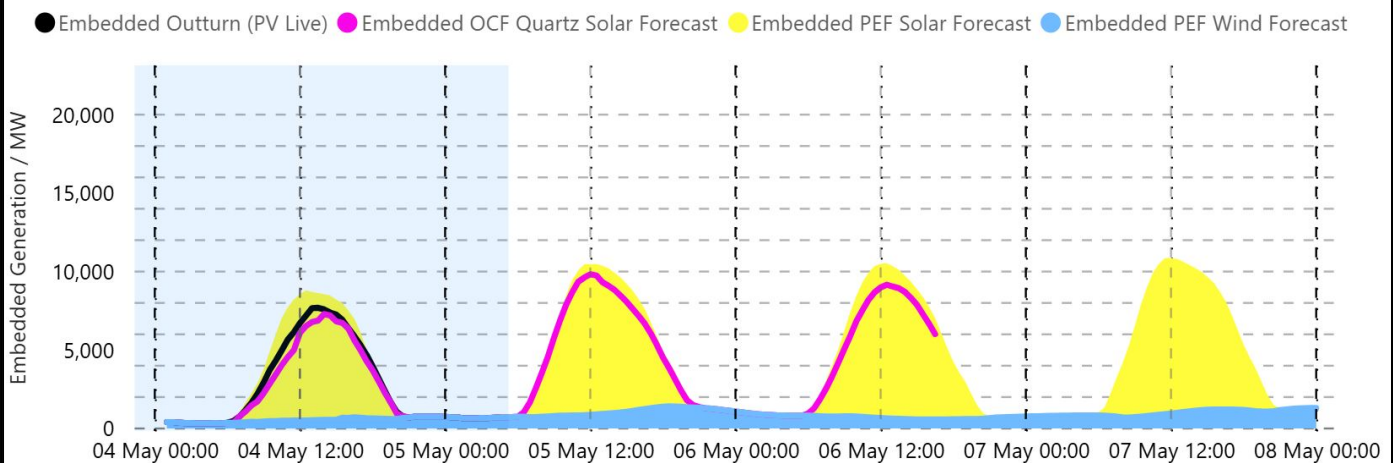
### Wind Power Forecast



### Expected embedded generation (MWs)

#### Embedded Generation Forecast

Embedded Generation (non-metered) Estimates													Last run: 05-May-2026 04:31:48				
	04-MAY-2026					05-MAY-2026					06-MAY-2026						
	05:00	08:00	12:00	17:00	21:00	00:00	05:00	08:00	12:00	17:00	21:00	00:00	05:00	08:00	12:00	17:00	21:00
Solar (MW)	0	1220	6217	4635	1	0	0	2950	8552	4252	0	0	0	3239	9139	4761	0
Wind (MW)	356	435	511	695	721	758	773	794	930	1339	1385	1149	861	815	726	611	703
STOR (MW)	0	0	0	0	0	0	0	0	0	0	0	0	0	0	0	0	0
<b>Total (MW)</b>	<b>356</b>	<b>1655</b>	<b>6728</b>	<b>5330</b>	<b>722</b>	<b>758</b>	<b>773</b>	<b>3744</b>	<b>9482</b>	<b>5591</b>	<b>1385</b>	<b>1149</b>	<b>861</b>	<b>4054</b>	<b>9865</b>	<b>5372</b>	<b>703</b>



Weather	Source	Commentary
Latest forecast (Summary)	<a href="#">Met Office</a> <a href="#">SEPA</a> <a href="#">Natural Resources Wales</a>	<b>Today:</b> Today will have variable cloud, sunny intervals and light showers drifting in from the north. Northern Scotland will turn cooler with the most frequent showers, these wintry over the highest ground. <b>Tonight:</b> Tonight, eastern parts will become mostly clear with the odd shower along North Sea coasts. Further west, areas of thick cloud and mist along with a few isolated showers, but some clear breaks too.
General Weather Concerns e.g. wind, rain, snow, flooding, GB Weather Warnings	<a href="#">Met Office</a> <a href="#">Weather Warning</a> <a href="#">England Flood Warning</a> <a href="#">SEPA</a> <a href="#">Natural Resources Wales</a>	<b>UK Weather Warnings</b> No weather warnings are in force for the UK.  <b>Flood Warnings</b> 0 flood warnings and 1 flood alerts issued for England. 0 flood warnings and 0 flood alerts issued for Scotland 0 flood warnings and 0 flood alert issued for Wales

Contains public sector information licensed under the Open Government Licence v1.0

Further Information	
BM Reports	<a href="https://www.elexon.co.uk/data/kinnect-insights-solution/">https://www.elexon.co.uk/data/kinnect-insights-solution/</a>
System Balancing Reports	<a href="https://www.neso.energy/industry-information/industry-data-and-reports/system-balancing-reports">https://www.neso.energy/industry-information/industry-data-and-reports/system-balancing-reports</a>
Forecast Volumes and Costs	<a href="https://www.neso.energy/industry-information/industry-data-and-reports/forecast-volumes-and-costs">https://www.neso.energy/industry-information/industry-data-and-reports/forecast-volumes-and-costs</a>