

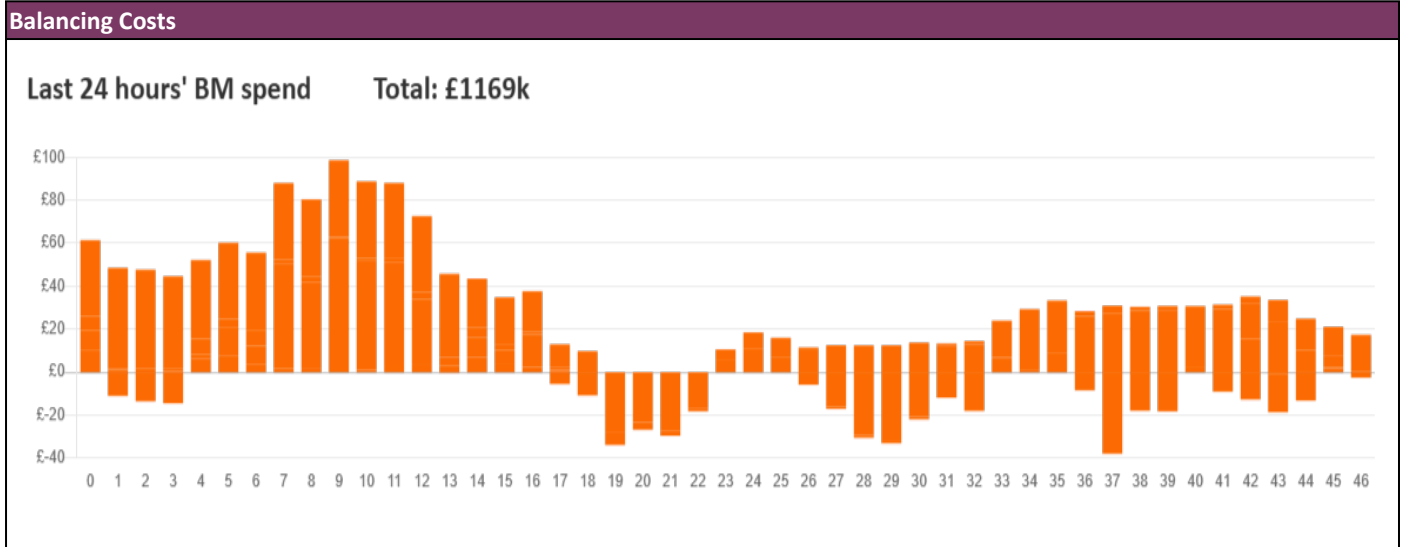
**NESO**  
**National Electricity**  
**Transmission**  
**System**  
Status report



NESO National Electricity Transmission System Status Report  
Monday 04 May 2026

Today's High Level Risk Status Forecast for the next 24h			
General Status		Voltage	
Demand		System Inertia	
System Margins		Weather	
Generation		Transmission	
Active Constraints			
<a href="#">System Warning</a>			

<a href="#">Today's Minimum De-Rated Margin</a>	10,581 MW (SP 42)	
Current BMU Largest Loss Risk	Generation	1500 MW
	Demand	1480 MW



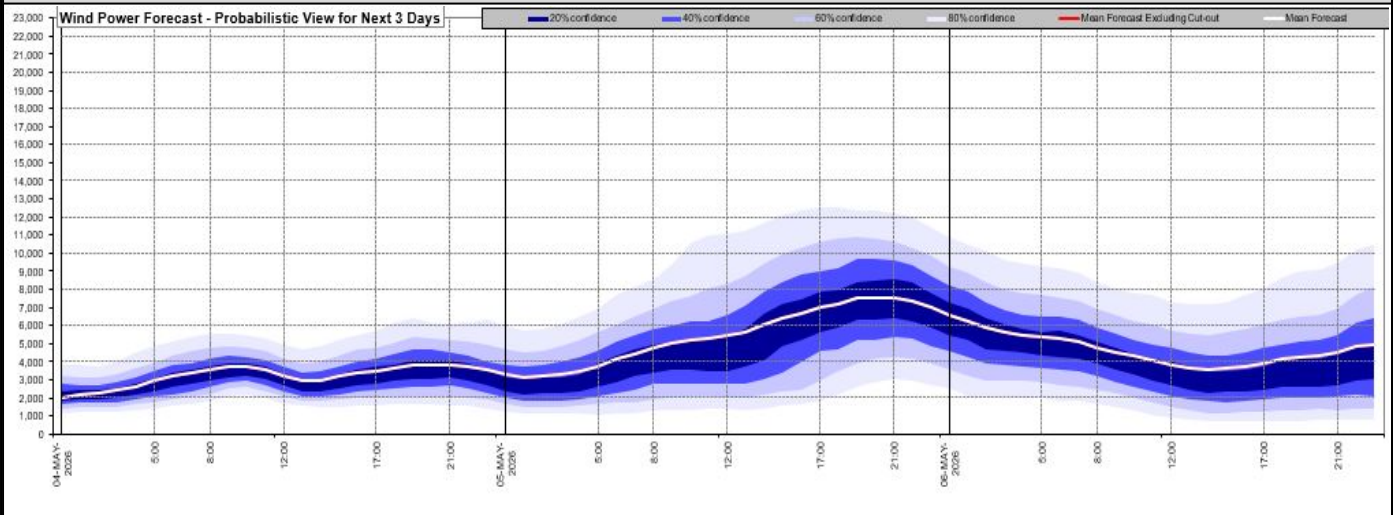
**Yesterday's Market Summary**

<a href="#">Cash Out Price (Max)</a>	£150.00 / MWh (SP 36,37,42)
<a href="#">Cash Out Price (Min)</a>	£73.47 / MWh (SP 21)
<a href="#">Peak Demand Yesterday</a>	27,458 MW (SP 39)
<a href="#">Minimum Demand</a>	17,897 MW (SP 12)

**Interconnector Net Transfer Capacity (MWs)**

Today	Import	Export	Remarks
Netherlands (BritNed)	1000	1000	Fully Available
Belgium (Nemo)	1000	1000	Fully Available
Ireland (EWIC)	500	500	Fully Available
Northern Ireland (MOYLE)	500	500	Fully Available
Norway (NSL)	1400	1400	Fully Available
France (IFA2)	1000	1000	Fully Available
Ireland (GreenLink)	500	500	Fully Available
Viking Link	1400	1400	Fully Available
France (ElecLink)	1000	1000	Fully Available
France (IFA)	1000	1000	Planned outage

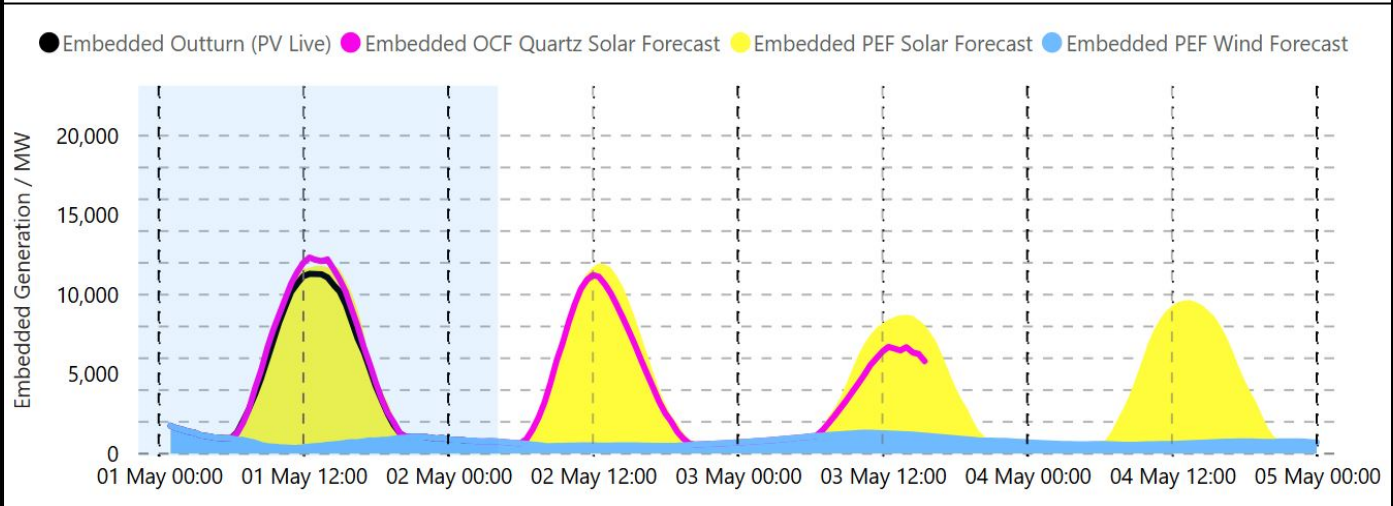
### Wind Power Forecast



### Expected embedded generation (MWs)

#### Embedded Generation Forecast

	03-MAY-2026					04-MAY-2026					05-MAY-2026						
	05:00	08:00	12:00	17:00	21:00	00:00	05:00	08:00	12:00	17:00	21:00	00:00	05:00	08:00	12:00	17:00	21:00
Solar (MW)	0	1249	6230	3541	0	0	0	1735	7438	4886	0	0	0	3264	8630	4387	0
Wind (MW)	895	884	899	616	528	448	400	480	554	715	783	745	799	876	1143	1671	1579
STOR (MW)	0	0	0	0	0	0	0	0	0	0	0	0	0	0	0	0	0
<b>Total (MW)</b>	<b>895</b>	<b>2133</b>	<b>7129</b>	<b>4157</b>	<b>528</b>	<b>448</b>	<b>400</b>	<b>2215</b>	<b>7992</b>	<b>5601</b>	<b>783</b>	<b>745</b>	<b>799</b>	<b>4140</b>	<b>9773</b>	<b>6058</b>	<b>1579</b>



Weather	Source	Commentary
Latest forecast (Summary)	<a href="#">Met Office</a> <a href="#">SEPA</a> <a href="#">Natural Resources Wales</a>	<p><b>Today:</b>                      Driest for the far north Rain slowly moving across northern Scotland. Elsewhere, an overcast and murky start, with showers affecting the southwest. Turning a little brighter with sunny spells developing. Further showers are likely to break out during the day across southern England and Wales.</p> <p><b>Tonight:</b>                      Showers across the south mostly fading during the evening. Otherwise dry, with variable amounts of cloud. Cloudier in the north, with patchy rain sinking south across parts of Scotland.</p>
General Weather Concerns e.g. wind, rain, snow, flooding, GB Weather Warnings	<a href="#">Met Office</a> <a href="#">Weather Warning</a> <a href="#">England Flood Warning</a> <a href="#">SEPA</a> <a href="#">Natural Resources Wales</a>	<p><b>UK Weather Warnings</b>                      No weather warnings are in force for the UK.</p> <p><b>Flood Warnings</b>                      0 flood warnings and 1 flood alerts issued for England.                      0 flood warnings and 0 flood alerts issued for Scotland                      0 flood warnings and 0 flood alert issued for Wales</p>

Further Information	
BM Reports	<a href="https://www.elexon.co.uk/data/kinnect-insights-solution/">https://www.elexon.co.uk/data/kinnect-insights-solution/</a>
System Balancing Reports	<a href="https://www.neso.energy/industry-information/industry-data-and-reports/system-balancing-reports">https://www.neso.energy/industry-information/industry-data-and-reports/system-balancing-reports</a>
Forecast Volumes and Costs	<a href="https://www.neso.energy/industry-information/industry-data-and-reports/forecast-volumes-and-costs">https://www.neso.energy/industry-information/industry-data-and-reports/forecast-volumes-and-costs</a>