

NESO
National Electricity
Transmission
System
Status report

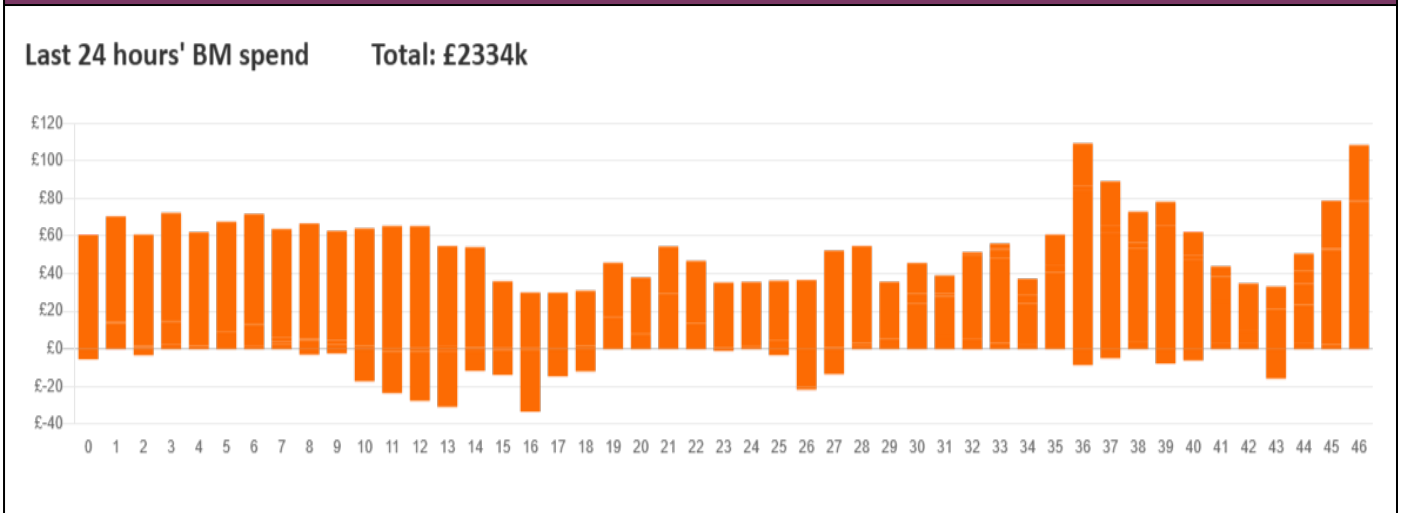


NESO National Electricity Transmission System Status Report
Sunday 03 May 2026

| Today's High Level Risk Status Forecast for the next 24h | | | |
|--|--|----------------|--|
| General Status | | Voltage | |
| Demand | | System Inertia | |
| System Margins | | Weather | |
| Generation | | Transmission | |
| Active Constraints | | | |
| System Warning | | | |

| | | |
|---|-------------------|---------|
| Today's Minimum De-Rated Margin | 11,198 MW (SP 48) | |
| Current BMU Largest Loss Risk | Generation | 1500 MW |
| | Demand | 560 MW |

Balancing Costs



Yesterday's Market Summary

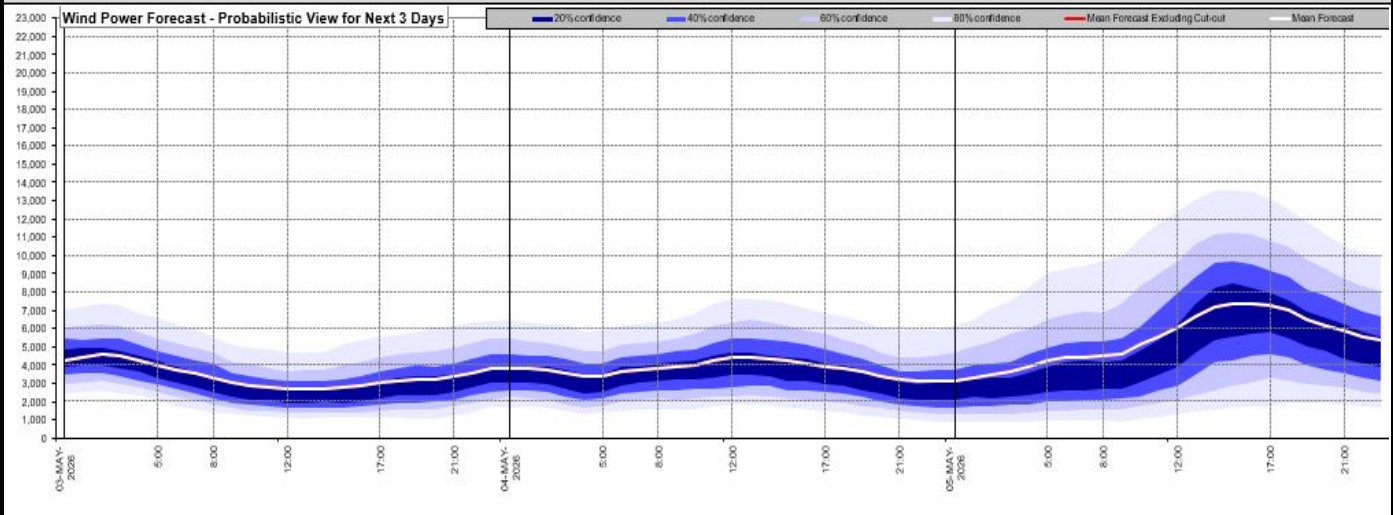
| | |
|---------------------------------------|--------------------------|
| Cash Out Price (Max) | £169.00 / MWh (SP 41&42) |
| Cash Out Price (Min) | £00.01 / MWh (SP 29&30) |
| Peak Demand Yesterday | 27,345MW (SP 37) |
| Minimum Demand | 16,705 MW (SP 27) |

Interconnector

Net Transfer Capacity (MWs)

| Today | Import | Export | Remarks |
|--------------------------|--------|--------|-----------------|
| Netherlands (BritNed) | 1000 | 1000 | Fully Available |
| Belgium (Nemo) | 1000 | 1000 | Fully Available |
| Ireland (EWIC) | 500 | 500 | Fully Available |
| Northern Ireland (MOYLE) | 500 | 500 | Fully Available |
| Norway (NSL) | 1400 | 1400 | Fully Available |
| France (IFA2) | 1000 | 1000 | Fully Available |
| Ireland (GreenLink) | 500 | 500 | Fully Available |
| Viking Link | 1400 | 1400 | Fully Available |
| France (ElecLink) | 1000 | 1000 | Fully Available |
| France (IFA) | 1000 | 1000 | Planned outage |

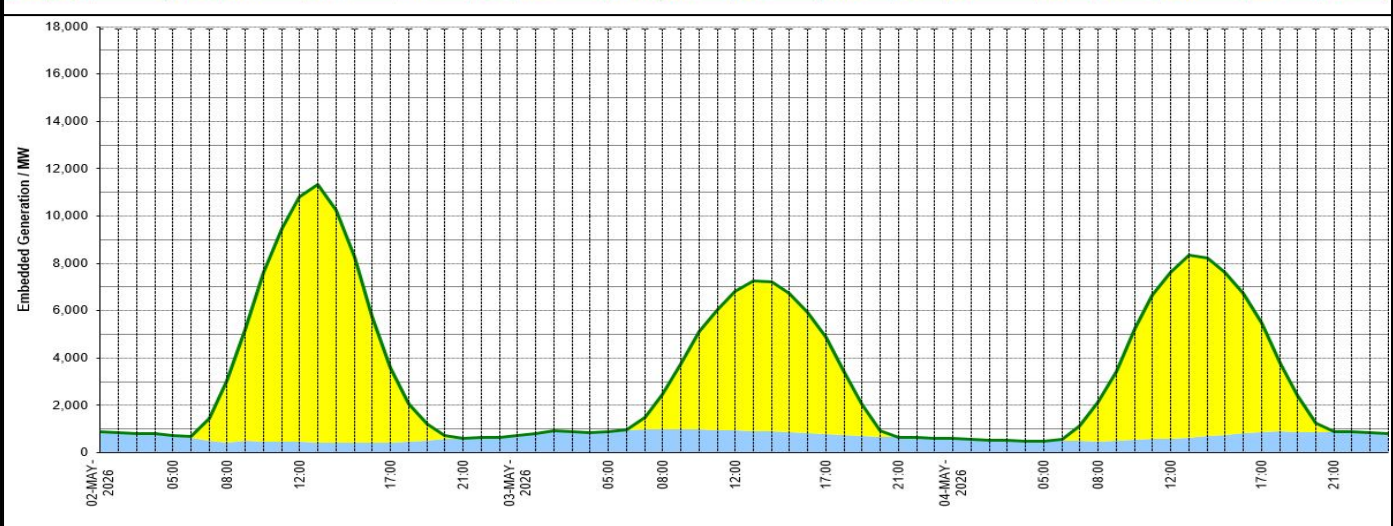
Wind Power Forecast



Expected embedded generation (MWs)

Embedded Generation Forecast

| | 02-MAY-2026 | | | | | 03-MAY-2026 | | | | | 04-MAY-2026 | | | | | | |
|-------------------|-------------|-------------|--------------|-------------|------------|-------------|------------|-------------|-------------|-------------|-------------|------------|------------|-------------|-------------|-------------|------------|
| | 05:00 | 08:00 | 12:00 | 17:00 | 21:00 | 00:00 | 05:00 | 08:00 | 12:00 | 17:00 | 21:00 | 00:00 | 05:00 | 08:00 | 12:00 | 17:00 | 21:00 |
| Solar (MW) | 0 | 2569 | 10362 | 3146 | 0 | 0 | 0 | 1490 | 5871 | 4113 | 0 | 0 | 0 | 1670 | 7040 | 4623 | 0 |
| Wind (MW) | 723 | 437 | 454 | 430 | 592 | 712 | 895 | 983 | 928 | 780 | 646 | 583 | 502 | 479 | 596 | 861 | 872 |
| STOR (MW) | 0 | 0 | 0 | 0 | 0 | 0 | 0 | 0 | 0 | 0 | 0 | 0 | 0 | 0 | 0 | 0 | 0 |
| Total (MW) | 723 | 3006 | 10816 | 3576 | 592 | 712 | 895 | 2473 | 6799 | 4893 | 646 | 583 | 502 | 2149 | 7636 | 5484 | 872 |



| Weather | Source | Commentary |
|--|---|--|
| Latest forecast (Summary) | Met Office SEPA Natural Resources Wales | <p>Today: Driest for the far north of Scotland, though chilly. Wet across northeast England and southern Scotland as rain slowly eases. Scattered showers elsewhere, some heavy with hail and thunder over southern England and Wales and feeling rather humid here.</p> <p>Tonight: Showers gradually decaying overnight and then mainly dry but rather cloudy, though rain reaching the Northern Isles by dawn. Chilly in the north with patchy rural frost; milder further south.</p> |
| General Weather Concerns e.g. wind, rain, snow, flooding, GB Weather Warnings | Met Office Weather Warning England Flood Warning SEPA Natural | <p>UK Weather Warnings No weather warnings are in force for the UK.</p> <p>Flood Warnings 0 flood warnings and 10 flood alerts issued for England. 0 flood warnings and 0 flood alerts issued for Scotland 0 flood warnings and 0 flood alert issued for Wales</p> |

| Weather | Source | Commentary |
|---------|--|------------|
| | Resources Wales | |

Contains public sector information licensed under the Open Government Licence v1.0

| Further Information | |
|----------------------------|---|
| BM Reports | https://www.elexon.co.uk/data/kinnect-insights-solution/ |
| System Balancing Reports | https://www.neso.energy/industry-information/industry-data-and-reports/system-balancing-reports |
| Forecast Volumes and Costs | https://www.neso.energy/industry-information/industry-data-and-reports/forecast-volumes-and-costs |