

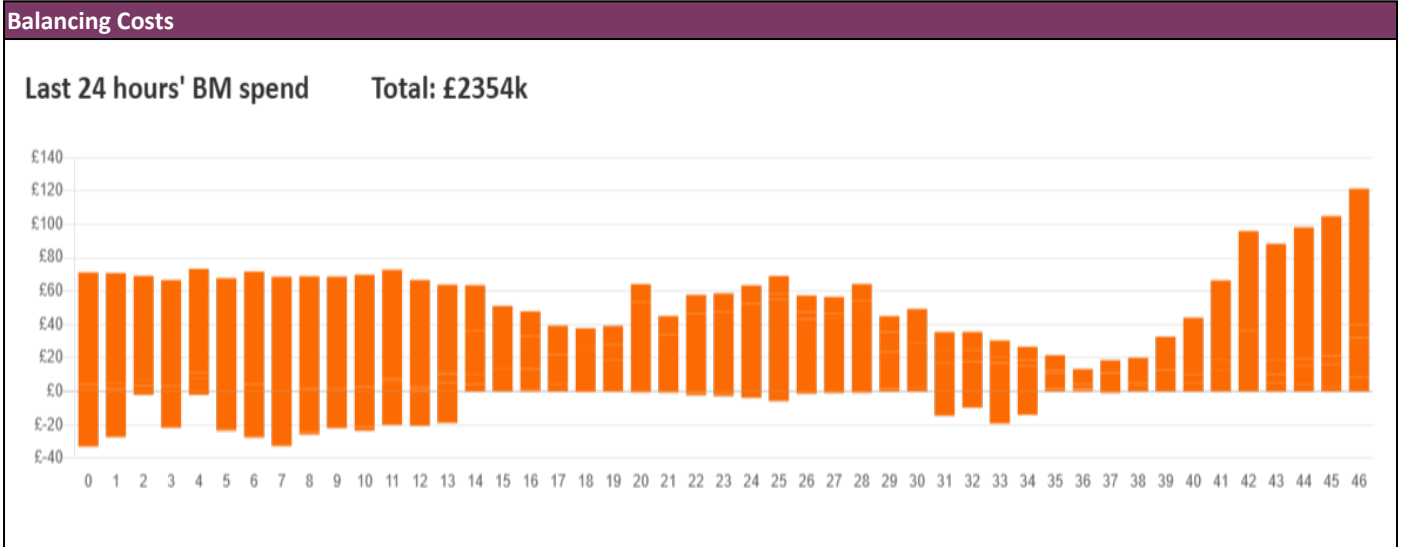
**NESO**  
**National Electricity**  
**Transmission**  
**System**  
Status report



NESO National Electricity Transmission System Status Report  
Wednesday 29 April 2026

Today's High Level Risk Status Forecast for the next 24h			
General Status		Voltage	
Demand		System Inertia	
System Margins		Weather	
Generation		Transmission	
Active Constraints			
<a href="#">System Warning</a>			

<a href="#">Today's Minimum De-Rated Margin</a>	19,168 MW (SP 40)	
Current BMU Largest Loss Risk	Generation	1600 MW
	Demand	1050 MW



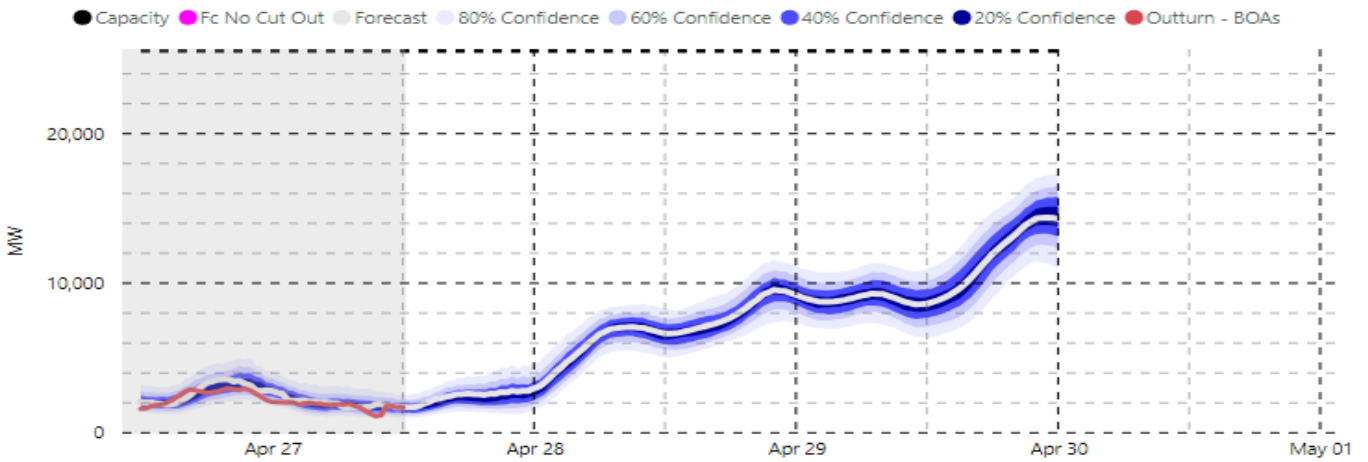
**Yesterday's Market Summary**

<a href="#">Cash Out Price (Max)</a>	£135 / MWh (SP 21-27)
<a href="#">Cash Out Price (Min)</a>	£65.21 / MWh (SP 11)
<a href="#">Peak Demand Yesterday</a>	29,959 MW (SP 42)
<a href="#">Minimum Demand</a>	19,472 MW (SP 10)

**Interconnector Net Transfer Capacity (MWs)**

Today	Import	Export	Remarks
Netherlands (BritNed)	1000	1000	Fully Available
Belgium (Nemo)	1000	1000	Fully Available
Ireland (EWIC)	500	500	Fully Available
Northern Ireland (MOYLE)	500	500	Fully Available
Norway (NSL)	1400	1400	Fully Available
France (IFA2)	1000	1000	Fully Available
Ireland (GreenLink)	500	500	Fully Available
Viking Link	1400	1400	Fully Available
France (ElecLink)	1000	1000	Fully Available
France (IFA)	1000	1000	Planned outage

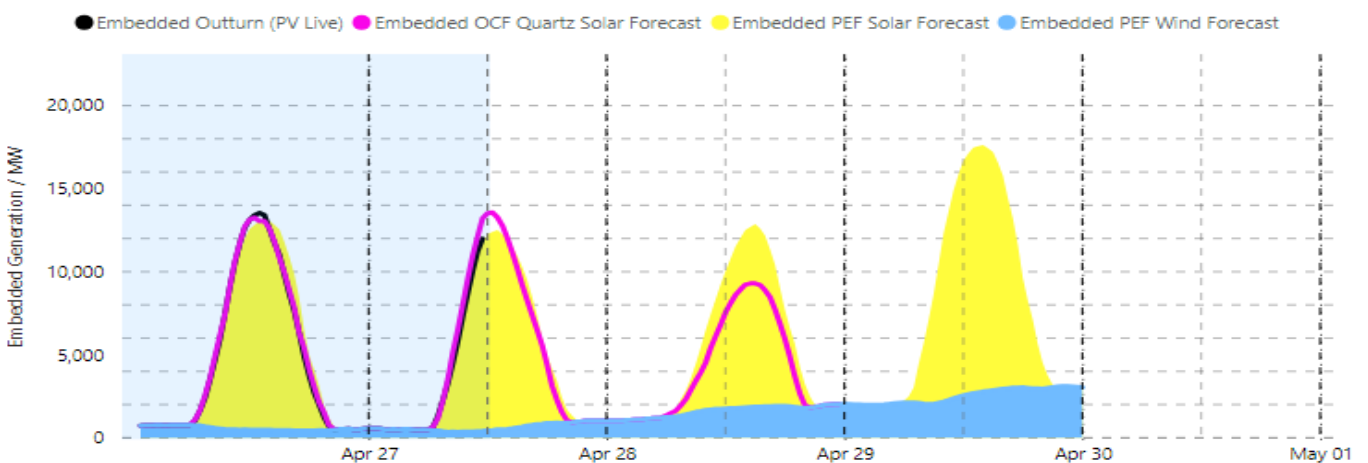
**Wind Power Forecast**



**Expected embedded generation (MWs)**

**Embedded Generation Forecast**

Embedded Generation (non-metered) Estimates													Last run: 28-Apr-2026 04:31:43				
27-APR-2026					28-APR-2026					29-APR-2026							
	05:00	08:00	12:00	17:00	21:00	00:00	05:00	08:00	12:00	17:00	21:00	00:00	05:00	08:00	12:00	17:00	21:00
Solar (MW)	0	2937	12398	6029	0	0	0	1020	6835	7536	0	0	0	3850	13858	7864	0
Wind (MW)	494	362	456	905	1026	1110	1351	1501	1905	1995	2012	2194	2151	2098	2604	2968	3007
STOR (MW)	0	0	0	0	0	0	0	0	0	0	0	0	0	0	0	0	0
<b>Total (MW)</b>	<b>494</b>	<b>3299</b>	<b>12854</b>	<b>6934</b>	<b>1026</b>	<b>1110</b>	<b>1351</b>	<b>2521</b>	<b>8740</b>	<b>9531</b>	<b>2012</b>	<b>2194</b>	<b>2151</b>	<b>5948</b>	<b>16462</b>	<b>10832</b>	<b>3007</b>



Weather	Source	Commentary
Latest forecast (Summary)	<a href="#">Met Office</a> <a href="#">SEPA</a> <a href="#">Natural Resources Wales</a>	<p><b>Today:</b> Chilly start, with morning fog patches quickly clearing. For most it will be a sunny day. The risk of a few showers through the English Channel. Feeling warm for many, though chilly along eastern coasts. Gusty winds in the south.</p> <p><b>Tonight:</b> Dry with clear skies for most. Cloudier across the far southwest, with the risk of showers developing here. Local frost and fog in the north. Staying windy in the south.</p>
General Weather Concerns e.g. wind, rain, snow, flooding, GB Weather Warnings	<a href="#">Met Office</a> <a href="#">Weather Warning</a> <a href="#">England Flood Warning</a> <a href="#">SEPA</a>	<p><b>UK Weather Warnings</b> No weather warnings are in force for the UK.</p> <p><b>Flood Warnings</b> 0 flood warnings and 2 flood alerts issued for England. 0 flood warnings and 0 flood alerts issued for Scotland</p>

Weather	Source	Commentary
	<a href="#">Natural Resources Wales</a>	0 flood warnings and 0 flood alert issued for Wales

Contains public sector information licensed under the Open Government Licence v1.0

Further Information	
BM Reports	<a href="https://www.elexon.co.uk/data/kinnect-insights-solution/">https://www.elexon.co.uk/data/kinnect-insights-solution/</a>
System Balancing Reports	<a href="https://www.neso.energy/industry-information/industry-data-and-reports/system-balancing-reports">https://www.neso.energy/industry-information/industry-data-and-reports/system-balancing-reports</a>
Forecast Volumes and Costs	<a href="https://www.neso.energy/industry-information/industry-data-and-reports/forecast-volumes-and-costs">https://www.neso.energy/industry-information/industry-data-and-reports/forecast-volumes-and-costs</a>