

**NESO**  
**National Electricity**  
**Transmission**  
**System**  
Status report

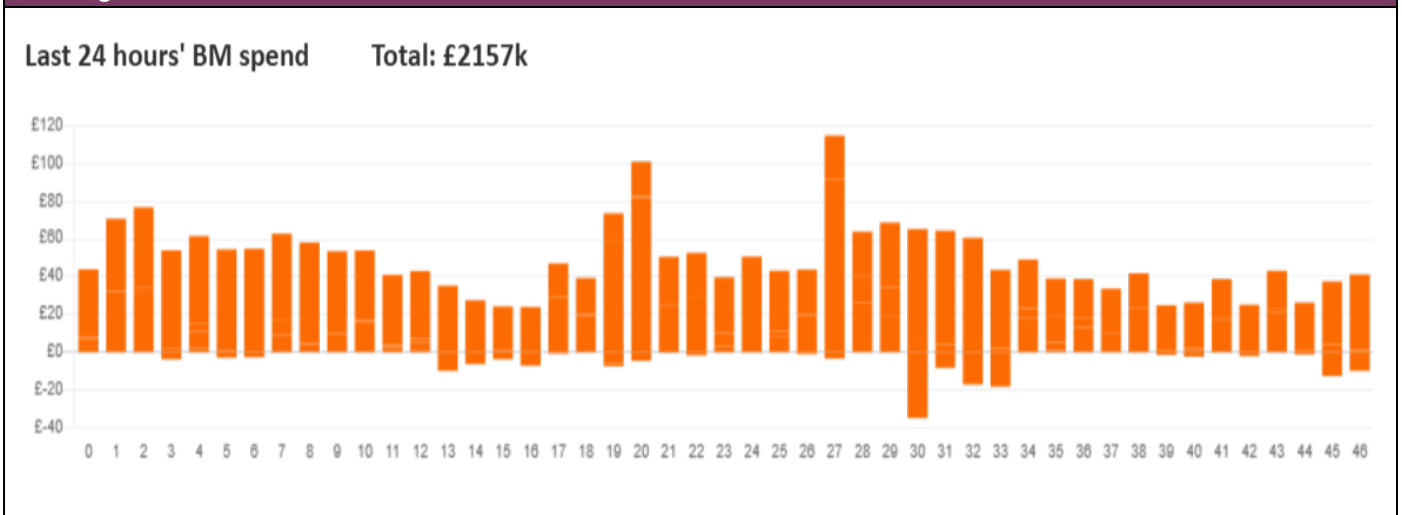


NESO National Electricity Transmission System Status Report  
Sunday 26 April 2026

Today's High Level Risk Status Forecast for the next 24h			
General Status		Voltage	
Demand		System Inertia	
System Margins		Weather	
Generation		Transmission	
Active Constraints			
<a href="#">System Warning</a>			

<a href="#">Today's Minimum De-Rated Margin</a>	9833 MW (SP 48)	
Current BMU Largest Loss Risk	Generation	1600 MW
	Demand	1050 MW

Balancing Costs



Yesterday's Market Summary

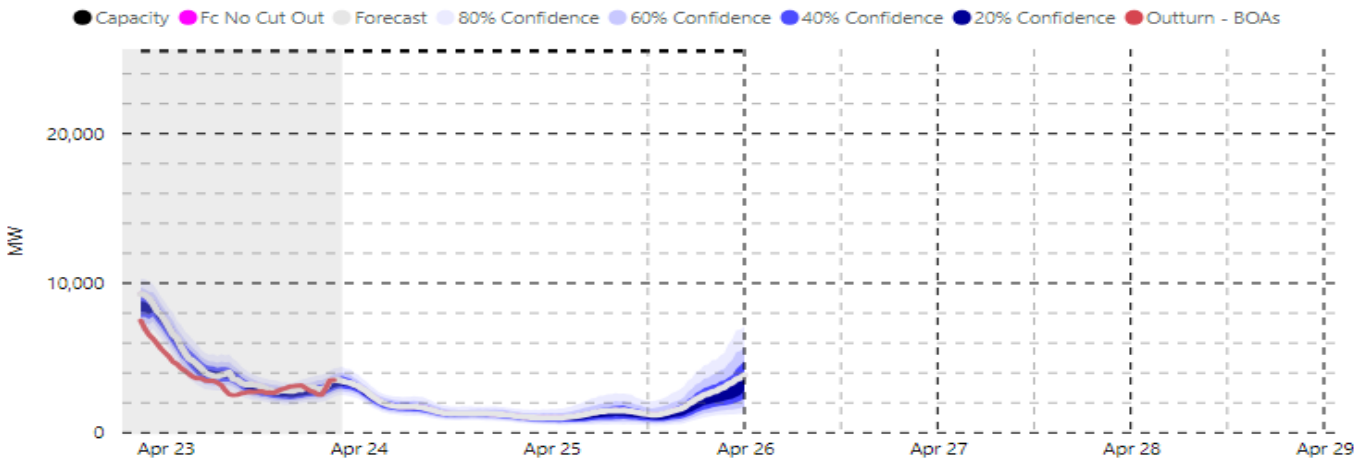
<a href="#">Cash Out Price (Max)</a>	£154 / MWh (SP 21,22)
<a href="#">Cash Out Price (Min)</a>	£60 / MWh (SP 32,33)
<a href="#">Peak Demand Yesterday</a>	27,242 MW (SP 42)
<a href="#">Minimum Demand</a>	13,933 MW (SP 39)

Interconnector

Net Transfer Capacity (MWs)

Today	Import	Export	Remarks
Netherlands (BritNed)	1000	1000	Fully Available
Belgium (Nemo)	1000	1000	Fully Available
Ireland (EWIC)	500	500	Fully Available
Northern Ireland (MOYLE)	500	500	Fully Available
Norway (NSL)	1400	1400	Fully Available
France (IFA2)	1000	1000	Fully Available
Ireland (GreenLink)	500	500	Fully Available
Viking Link	1400	1400	Fully Available
France (ElecLink)	1000	1000	Fully Available
France (IFA)	1000	1000	Planned outage

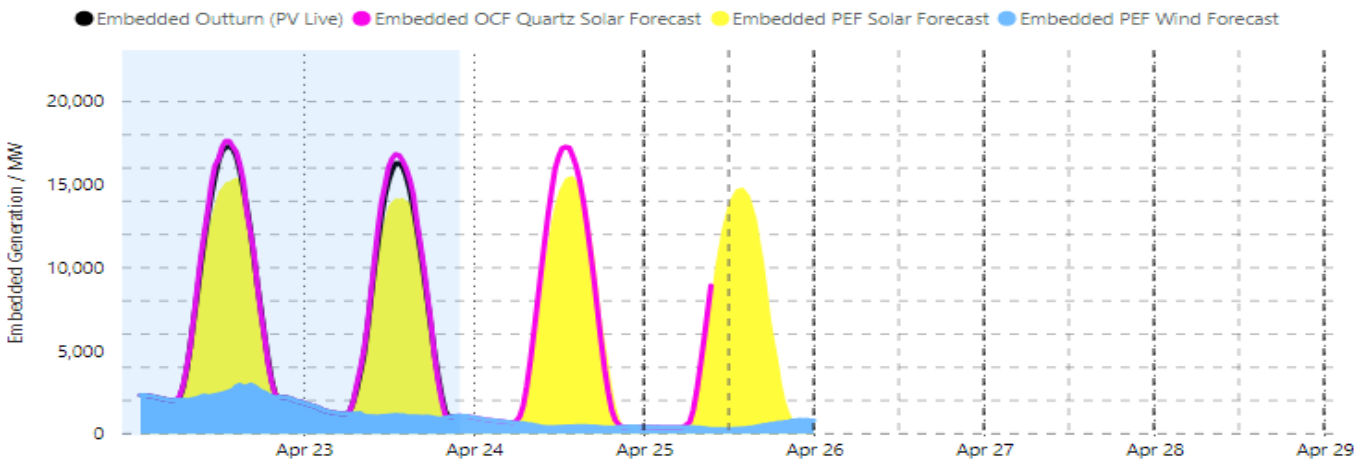
### Wind Power Forecast



### Expected embedded generation (MWs)

#### Embedded Generation Forecast

	25-APR-2026					26-APR-2026					27-APR-2026						
	05:00	08:00	12:00	17:00	21:00	00:00	05:00	08:00	12:00	17:00	21:00	00:00	05:00	08:00	12:00	17:00	21:00
Solar (MW)	0	2932	13033	8290	0	0	0	2968	10787	6365	0	0	0	3084	11258	5772	0
Wind (MW)	403	295	283	556	882	771	782	698	505	456	543	538	516	469	445	713	777
STOR (MW)	0	0	0	0	0	0	0	0	0	0	0	0	0	0	0	0	0
<b>Total (MW)</b>	<b>403</b>	<b>3227</b>	<b>13316</b>	<b>8846</b>	<b>882</b>	<b>771</b>	<b>782</b>	<b>3666</b>	<b>11292</b>	<b>6821</b>	<b>543</b>	<b>538</b>	<b>516</b>	<b>3553</b>	<b>11703</b>	<b>6485</b>	<b>777</b>



Weather	Source	Commentary
Latest forecast (Summary)	<a href="#">Met Office</a> <a href="#">SEPA</a> <a href="#">Natural Resources Wales</a>	<b>Today:</b> Early low cloud and any fog lifting in the east, then warm hazy sunshine England and Wales. However, cloudier with showers Scotland and Northern Ireland, and isolated showers elsewhere later in the west. <b>Tonight:</b> Cloudy across Scotland with patchy rain, heavy at times in the north. Elsewhere, mostly dry though the odd shower still possible with mist and fog patches in the west.
General Weather Concerns e.g. wind, rain, snow, flooding, GB Weather Warnings	<a href="#">Met Office</a> <a href="#">Weather Warning</a> <a href="#">England Flood Warning</a> <a href="#">SEPA</a> <a href="#">Natural Resources Wales</a>	<b>UK Weather Warnings</b> No weather warnings are in force for the UK. <b>Flood Warnings</b> 0 flood warnings and 2 flood alerts issued for England. 0 flood warnings and 0 flood alerts issued for Scotland 0 flood warnings and 0 flood alert issued for Wales

Contains public sector information licensed under the Open Government Licence v1.0

Further Information	
BM Reports	<a href="https://www.elexon.co.uk/data/kinnect-insights-solution/">https://www.elexon.co.uk/data/kinnect-insights-solution/</a>
System Balancing Reports	<a href="https://www.neso.energy/industry-information/industry-data-and-reports/system-balancing-reports">https://www.neso.energy/industry-information/industry-data-and-reports/system-balancing-reports</a>
Forecast Volumes and Costs	<a href="https://www.neso.energy/industry-information/industry-data-and-reports/forecast-volumes-and-costs">https://www.neso.energy/industry-information/industry-data-and-reports/forecast-volumes-and-costs</a>