

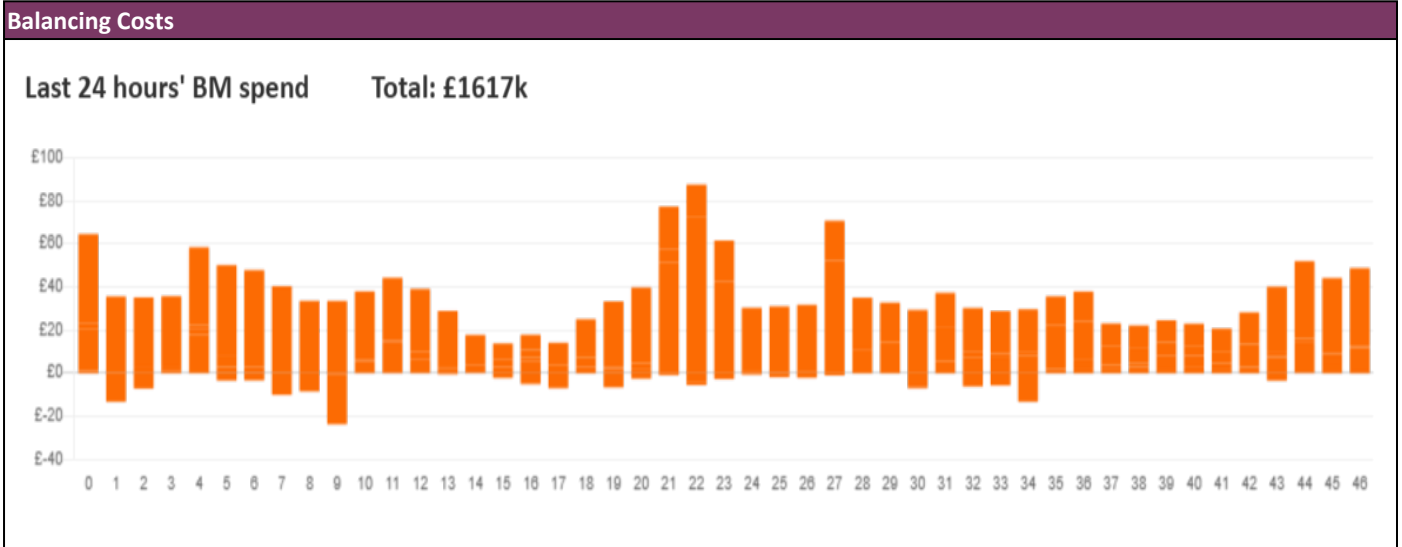
**NESO**  
**National Electricity**  
**Transmission**  
**System**  
Status report



NESO National Electricity Transmission System Status Report  
Saturday 25 April 2026

Today's High Level Risk Status Forecast for the next 24h			
General Status		Voltage	
Demand		System Inertia	
System Margins		Weather	
Generation		Transmission	
Active Constraints			
<a href="#">System Warning</a>			

<a href="#">Today's Minimum De-Rated Margin</a>	8437 MW (SP 48)	
Current BMU Largest Loss Risk	Generation	1600 MW
	Demand	1050 MW



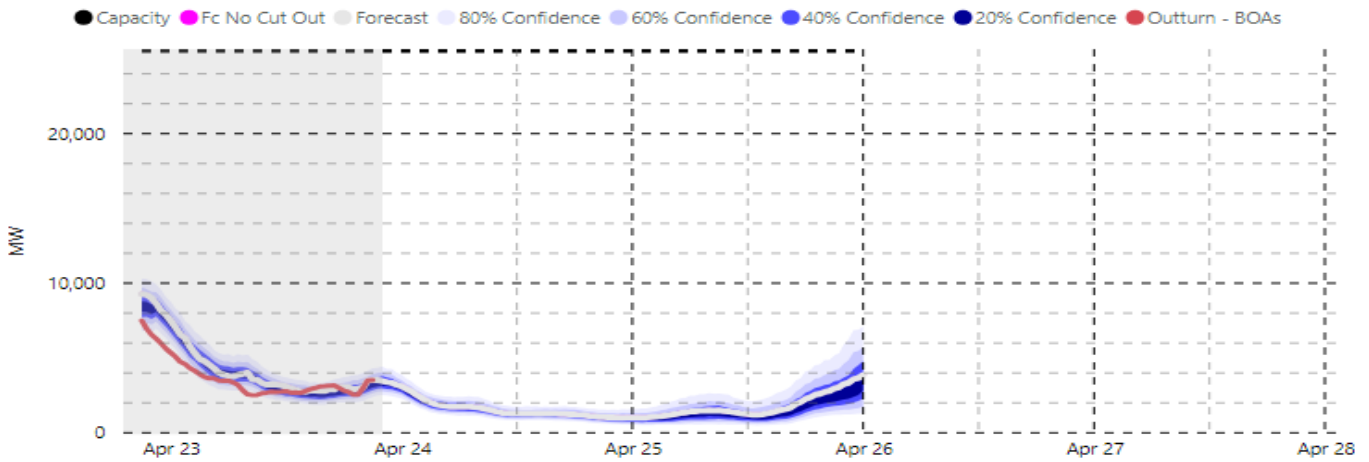
**Yesterday's Market Summary**

<a href="#">Cash Out Price (Max)</a>	£150 / MWh (SP 33)
<a href="#">Cash Out Price (Min)</a>	£74.1 / MWh (SP 27)
<a href="#">Peak Demand Yesterday</a>	28,911 MW (SP 42)
<a href="#">Minimum Demand</a>	18,345 MW (SP 30)

**Interconnector Net Transfer Capacity (MWs)**

Today	Import	Export	Remarks
Netherlands (BritNed)	1000	1000	Fully Available
Belgium (Nemo)	1000	1000	Fully Available
Ireland (EWIC)	500	500	Fully Available
Northern Ireland (MOYLE)	500	500	Fully Available
Norway (NSL)	1400	1400	Fully Available
France (IFA2)	1000	1000	Fully Available
Ireland (GreenLink)	500	500	Fully Available
Viking Link	1400	1400	Fully Available
France (ElecLink)	1000	1000	Fully Available
France (IFA)	1000	1000	Planned outage

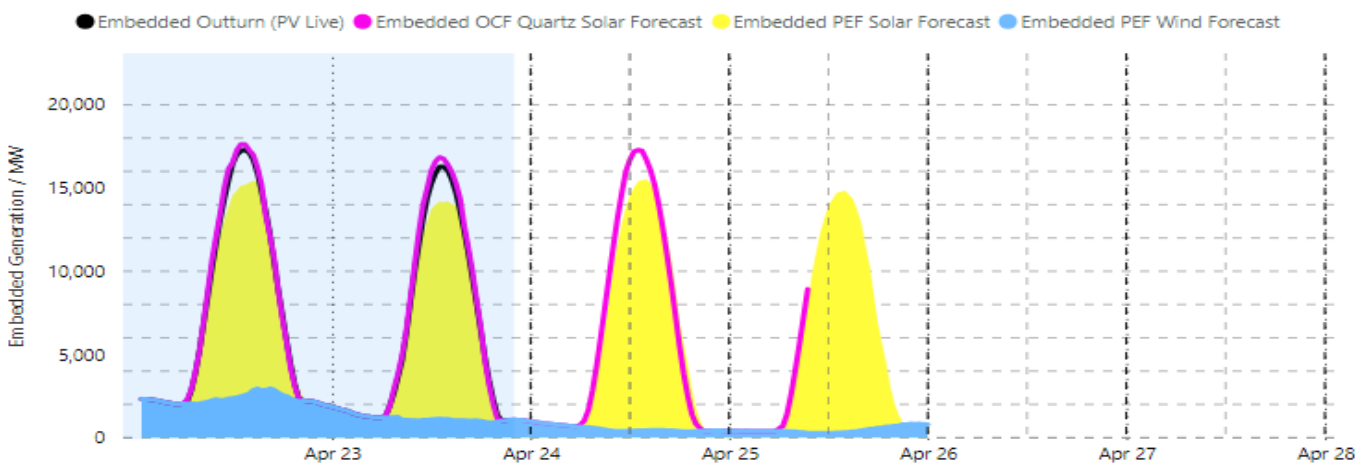
### Wind Power Forecast



### Expected embedded generation (MWs)

#### Embedded Generation Forecast

	24-APR-2026					25-APR-2026					26-APR-2026						
	05:00	08:00	12:00	17:00	21:00	00:00	05:00	08:00	12:00	17:00	21:00	00:00	05:00	08:00	12:00	17:00	21:00
Solar (MW)	0	2968	14223	8544	0	0	0	3368	12753	7800	0	0	0	2703	10753	6451	0
Wind (MW)	748	616	436	500	512	508	414	348	299	504	789	775	738	722	564	502	575
STOR (MW)	0	0	0	0	0	0	0	0	0	0	0	0	0	0	0	0	0
<b>Total (MW)</b>	<b>748</b>	<b>3584</b>	<b>14659</b>	<b>9044</b>	<b>512</b>	<b>508</b>	<b>414</b>	<b>3716</b>	<b>13052</b>	<b>8304</b>	<b>789</b>	<b>775</b>	<b>738</b>	<b>3425</b>	<b>11317</b>	<b>6953</b>	<b>575</b>



Weather	Source	Commentary
Latest forecast (Summary)	<a href="#">Met Office</a> <a href="#">SEPA</a> <a href="#">Natural Resources Wales</a>	<b>Today:</b> Early fog will clear in the east and low cloud with patchy drizzle will become confined to eastern Scotland and northeast England. Otherwise mostly dry and settled with light winds and some very warm sunshine. Isolated showers affecting Northern Ireland. <b>Tonight:</b> Low cloud across the northeast will become more extensive across eastern and some central parts of the UK overnight. Patchy rain developing across western Scotland. Dry with clear spells elsewhere
General Weather Concerns e.g. wind, rain, snow, flooding, GB Weather Warnings	<a href="#">Met Office</a> <a href="#">Weather Warning</a> <a href="#">England Flood Warning</a> <a href="#">SEPA</a> <a href="#">Natural Resources Wales</a>	<b>UK Weather Warnings</b> No weather warnings are in force for the UK.  <b>Flood Warnings</b> 0 flood warnings and 2 flood alerts issued for England. 0 flood warnings and 0 flood alerts issued for Scotland 0 flood warnings and 0 flood alert issued for Wales

Contains public sector information licensed under the Open Government Licence v1.0

Further Information	
BM Reports	<a href="https://www.elexon.co.uk/data/kinnect-insights-solution/">https://www.elexon.co.uk/data/kinnect-insights-solution/</a>
System Balancing Reports	<a href="https://www.neso.energy/industry-information/industry-data-and-reports/system-balancing-reports">https://www.neso.energy/industry-information/industry-data-and-reports/system-balancing-reports</a>
Forecast Volumes and Costs	<a href="https://www.neso.energy/industry-information/industry-data-and-reports/forecast-volumes-and-costs">https://www.neso.energy/industry-information/industry-data-and-reports/forecast-volumes-and-costs</a>