

# NESO

## National Electricity Transmission System Status report

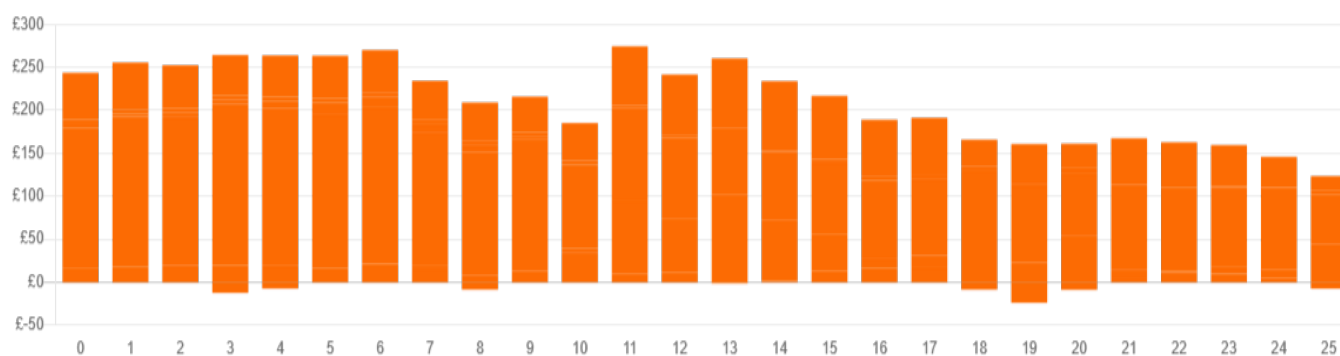
NESO National Electricity Transmission System Status Report  
Monday 26 January 2026

Today's High Level Risk Status Forecast for the next 24h			
General Status		Voltage	
Demand		System Inertia	
System Margins		Weather	
Generation		Transmission	
Active Constraints			
<a href="#">System Warning</a>			

<a href="#">Today's Minimum De-Rated Margin</a>	15,065 MW (SP 37)	
Current BMU Largest Loss Risk	Generation	1300 MW
	Demand	1450MW

### Balancing Costs

Last 24 hours' BM spend      Total: £5437k



### Yesterday's Market Summary

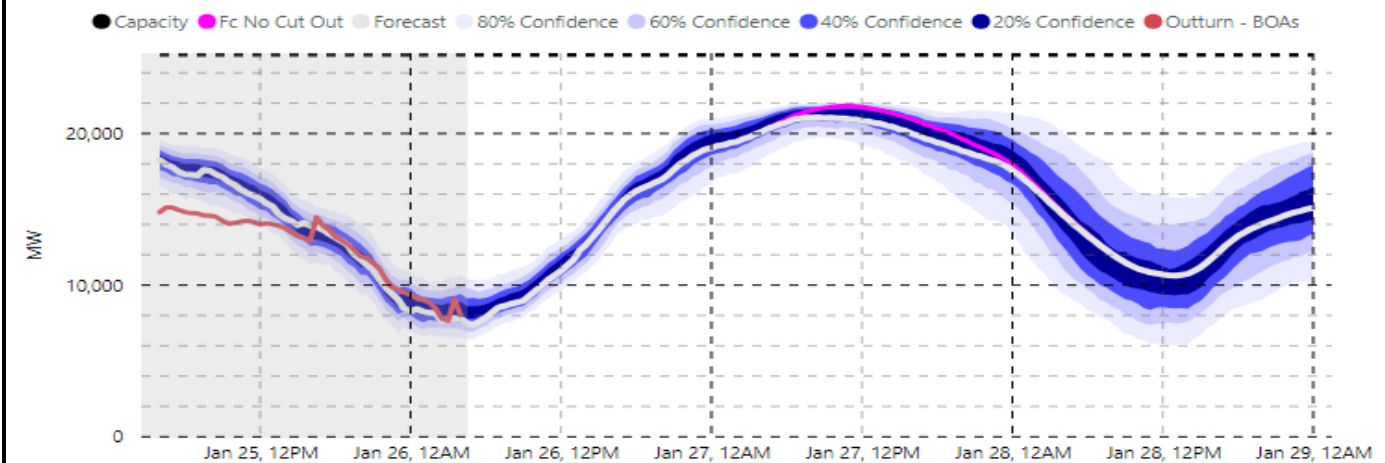
<a href="#">Cash Out Price (Max)</a>	£139.90. / MWh (SP 36)
<a href="#">Cash Out Price (Min)</a>	£76.48 / MWh (SP 4)
<a href="#">Peak Demand Yesterday</a>	39,544 MW (SP 35)
<a href="#">Minimum Demand</a>	20,904 MW (SP 10)

### Interconnector

#### Net Transfer Capacity (MWs)

Today	Import	Export	Remarks
Netherlands (BritNed)	1000	1000	Fully Available
Belgium (Nemo)	1000	1000	Fully Available
Ireland (EWIC)	500	500	Fully Available
Northern Ireland (MOYLE)	500	500	Fully Available
Norway (NSL)	1400	1400	Fully Available
France (IFA2)	1000	1000	Fully Available
Ireland (GreenLink)	500	500	Fully Available
Viking Link	1400	1400	Fully Available
France (ElecLink)	1000	1000	Fully Available
France (IFA)	1500	1500	Partially Available

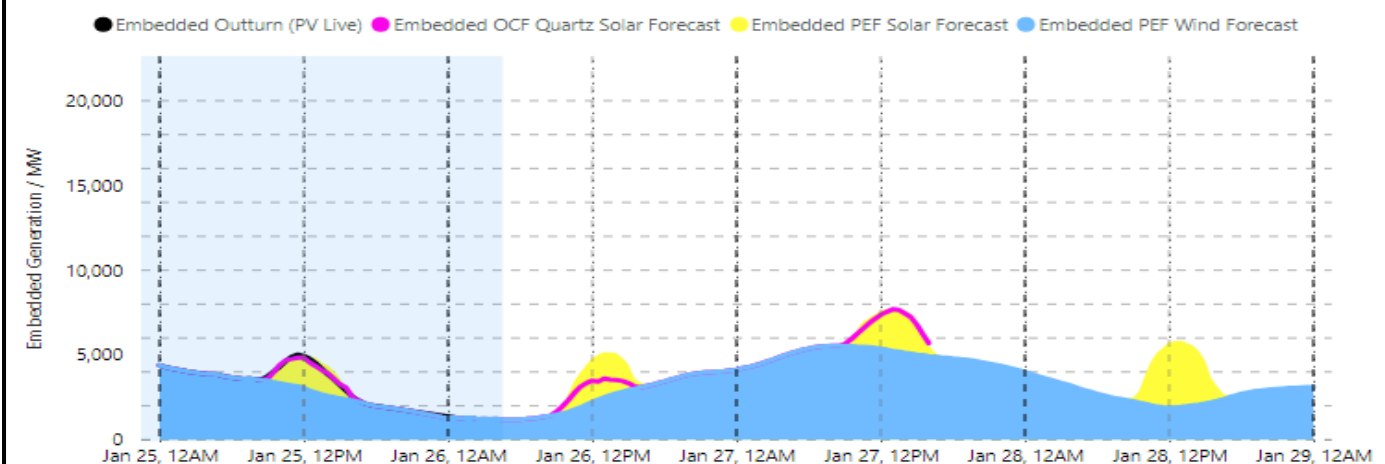
## Wind Power Forecast



## Expected embedded generation (MWs)

### Embedded Generation Forecast

Embedded Generation (non-metered) Estimates																	Last run: 25-Jan-2026 04:31:36	
	24-JAN-2026					25-JAN-2026					26-JAN-2026							
	05:00	08:00	12:00	17:00	21:00	00:00	05:00	08:00	12:00	17:00	21:00	00:00	05:00	08:00	12:00	17:00	21:00	
Solar (MW)	0	0	3599	0	0	0	0	0	1833	0	0	0	0	0	2296	0	0	
Wind (MW)	4066	4144	4111	4200	4630	4530	3881	3549	3059	2220	1784	1410	1314	1644	2756	3772	4012	
STOR (MW)	0	0	0	0	0	0	0	0	0	0	0	0	0	0	0	0	0	
Total (MW)	4066	4144	7710	4200	4630	4530	3881	3549	4892	2220	1784	1410	1314	1644	5052	3772	4012	



Weather	Source	Commentary
Latest forecast (Summary)	<a href="#">Met Office</a> <a href="#">SEPA</a> <a href="#">Natural Resources Wales</a>	<b>Today:</b> Showery rain affecting eastern Scotland. Mostly dry with a few bright intervals developing elsewhere, though wet and windy weather edging in across Northern Ireland, and eventually Wales and southwest England. <b>Tonight:</b> A cloudy and breezy night in the north with hill fog and patchy light rain and drizzle, even a little snow on the highest ground. Becoming mostly dry across England and Wales. Patchy fog and frost forming under cloud breaks.
General Weather Concerns e.g. wind, rain, snow, flooding, GB Weather Warnings	<a href="#">Met Office</a> <a href="#">Weather Warning</a> <a href="#">England Flood Warning</a> <a href="#">SEPA</a> <a href="#">Natural Resources Wales</a>	<b>UK Weather Warnings</b> Yellow warning of rain Yellow - Possible  Areas affected: London & South East England, South West England, Wales, West Midlands London & South East England   South West England   Wales   West Midlands Starts: 15:00 GMT Monday 26 January 15:00 (GMT) Mon 26 Jan Ends: 12:00 GMT Tuesday 27 January 12:00 (GMT) Tue 27 Jan Outbreaks of heavy rain likely to bring some transport disruption and flooding in

Weather	Source	Commentary
		<p>places.</p> <ul style="list-style-type: none"> <li>- Homes and businesses could be flooded, causing damage to some buildings</li> <li>- Delays or cancellations to train and bus services are possible</li> <li>- Spray and flooding could lead to difficult driving conditions and some road closures</li> <li>- Some communities may be cut off by flooded roads</li> <li>- Possible power cuts and loss of other services to some homes and businesses</li> </ul> <p><b>Flood Warnings</b>  19 flood warnings and 96 flood alerts issued for England.  4 flood warnings and 0 flood alerts issued for Scotland  0 flood warnings and 2 flood alert issued for Wales</p>

Contains public sector information licensed under the Open Government Licence v1.0

Further Information	
BM Reports	<a href="https://www.elexon.co.uk/data/kinnect-insights-solution/">https://www.elexon.co.uk/data/kinnect-insights-solution/</a>
System Balancing Reports	<a href="https://www.neso.energy/industry-information/industry-data-and-reports/system-balancing-reports">https://www.neso.energy/industry-information/industry-data-and-reports/system-balancing-reports</a>
Forecast Volumes and Costs	<a href="https://www.neso.energy/industry-information/industry-data-and-reports/forecast-volumes-and-costs">https://www.neso.energy/industry-information/industry-data-and-reports/forecast-volumes-and-costs</a>