

NESO
National Electricity
Transmission
System
Status report

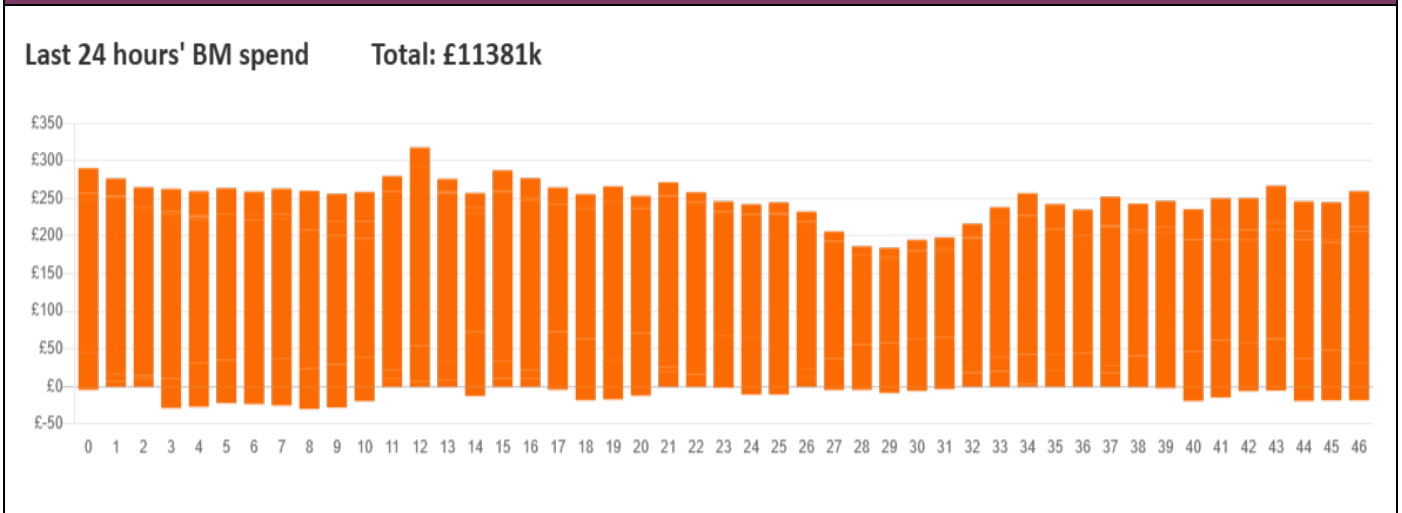


NESO National Electricity Transmission System Status Report
Saturday 24 January 2026

Today's High Level Risk Status Forecast for the next 24h			
General Status		Voltage	
Demand		System Inertia	
System Margins		Weather	
Generation		Transmission	
Active Constraints			
System Warning			

Today's Minimum De-Rated Margin	19,757 MW (SP 35)	
Current BMU Largest Loss Risk	Generation	1600 MW
	Demand	560MW

Balancing Costs



Yesterday's Market Summary

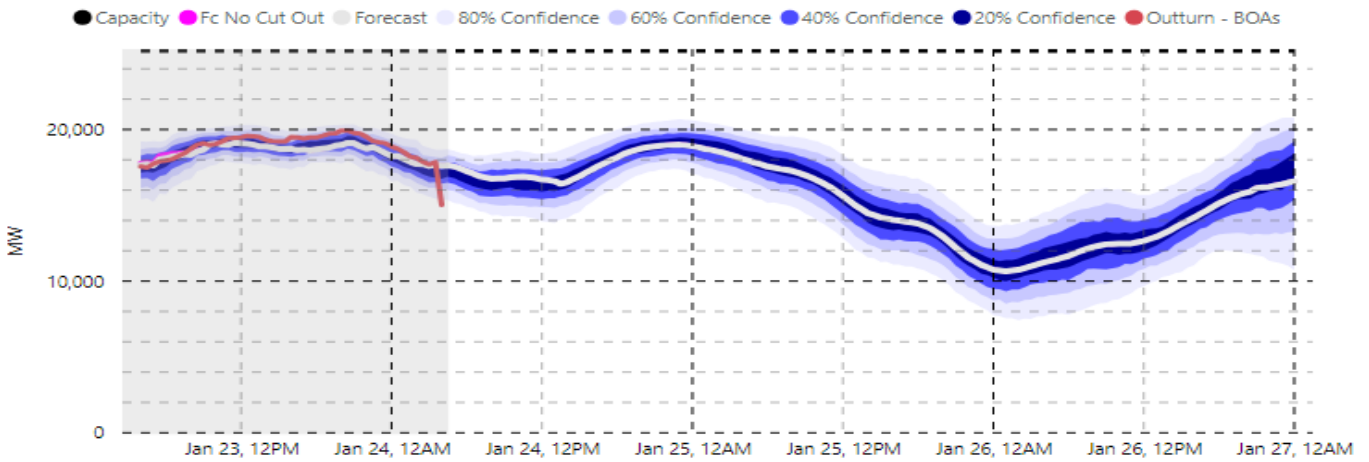
Cash Out Price (Max)	£129.00 / MWh (SP 36)
Cash Out Price (Min)	£60.48 / MWh (SP 12)
Peak Demand Yesterday	38,859 MW (SP 36)
Minimum Demand	21,600 MW (SP 10)

Interconnector

Net Transfer Capacity (MWs)

Today	Import	Export	Remarks
Netherlands (BritNed)	1000	1000	Fully Available
Belgium (Nemo)	1000	1000	Fully Available
Ireland (EWIC)	500	500	Fully Available
Northern Ireland (MOYLE)	500	500	Fully Available
Norway (NSL)	1400	1400	Fully Available
France (IFA2)	1000	1000	Fully Available
Ireland (GreenLink)	500	500	Fully Available
Viking Link	1400	1400	Fully Available
France (ElecLink)	1000	1000	Fully Available
France (IFA)	1500	1500	Partially Available

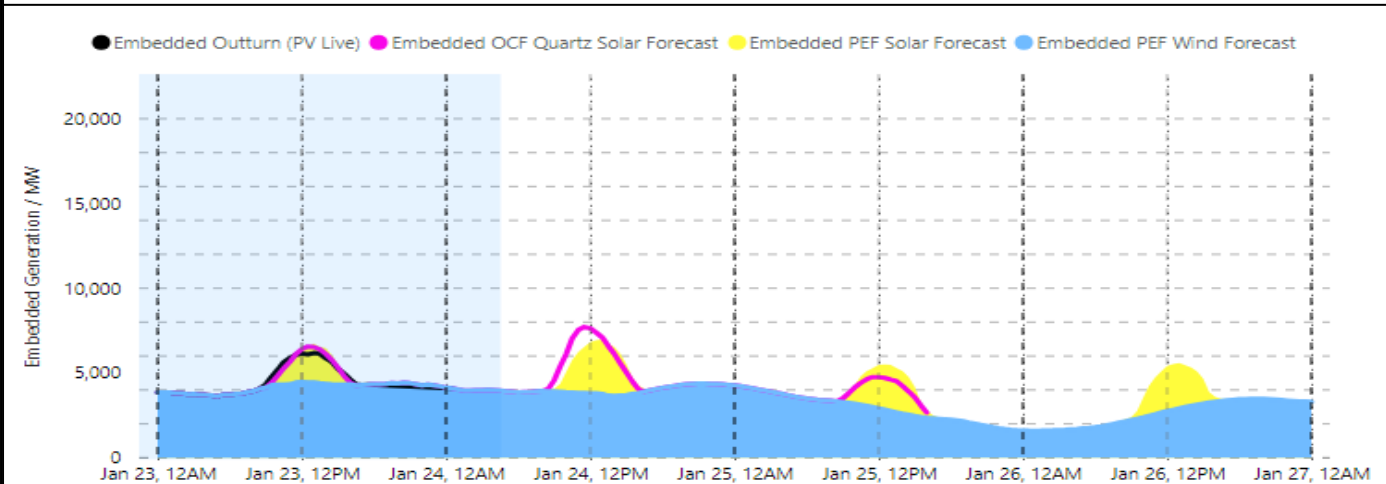
Wind Power Forecast



Expected embedded generation (MWs)

Embedded Generation Forecast

Embedded Generation (non-metered) Estimates													Last run: 24-Jan-2026 04:31:38				
23-JAN-2026					24-JAN-2026					25-JAN-2026							
	05:00	08:00	12:00	17:00	21:00	00:00	05:00	08:00	12:00	17:00	21:00	00:00	05:00	08:00	12:00	17:00	21:00
Solar (MW)	0	0	1674	0	0	0	0	0	4538	0	0	0	0	0	2379	0	0
Wind (MW)	3711	4073	4613	4514	4528	4283	4038	4021	3896	4201	4539	4379	3719	3486	2994	2266	1810
STOR (MW)	0	0	0	0	0	0	0	0	0	0	0	0	0	0	0	0	0
Total (MW)	3711	4073	6287	4514	4528	4283	4038	4021	8434	4201	4539	4379	3719	3486	5373	2266	1810



Weather	Source	Commentary
Latest forecast (Summary)	Met Office SEPA Natural Resources Wales	Today: Rain and hill snow across the northeast easing. Elsewhere, showers often merging into longer spells of rain at times, particularly across the southwest. Widely windy with coastal gales. Tonight: Unsettled with bands of rain moving north across much of the country, further hill snow likely across eastern Scotland. Frequent showers later in the southwest with coastal gales here.
General Weather Concerns e.g. wind, rain, snow, flooding, GB Weather Warnings	Met Office Weather Warning England Flood Warning SEPA Natural Resources Wales	UK Weather Warnings Yellow warning Rain & wind 02:00 Fri 23 UTC 09:00 Today Regions and local authorities affected: South West England

Weather	Source	Commentary
		<p>Cornwall Devon Dorset Isles of Scilly North Somerset Plymouth Somerset Torbay Wales Blaenau Gwent Bridgend Caerphilly Cardiff Carmarthenshire Merthyr Tydfil Monmouthshire Neath Port Talbot Newport Pembrokeshire Powys Rhondda Cynon Taf Swansea Torfaen Vale of Glamorgan Headline Periods of heavy rain and strong winds are likely to cause flooding and disruption to travel in places</p> <p>What should I expect? Some short term loss of power and other services is possible Some delays to road, rail, air and ferry transport expected Some bus and train services affected, with some journeys taking longer Some short term loss of power and other services Coastal routes, sea fronts and coastal communities will be affected by spray and/or large waves A few homes and businesses flooded, with spray and flooding on roads What should I do? 5 tips for staying safe in strong wind 5 tips for staying safe in heavy rain Travelling in storms, rain and strong wind</p> <p>Flood Warnings 30 flood warnings and 153 flood alerts issued for England. 9 flood warnings and 4 flood alerts issued for Scotland 0 flood warnings and 3 flood alert issued for Wales</p>

Contains public sector information licensed under the Open Government Licence v1.0

Further Information	
BM Reports	https://www.elexon.co.uk/data/kinnect-insights-solution/
System Balancing Reports	https://www.neso.energy/industry-information/industry-data-and-reports/system-balancing-reports
Forecast Volumes and Costs	https://www.neso.energy/industry-information/industry-data-and-reports/forecast-volumes-and-costs