

Connections Network Design Methodology

21 January 2026

This methodology has been updated from the 19 December 2025 version to illustratively remove content specific to CMP435. This is not a 'live' methodology.

Table of Contents

1. Introduction	04
2. CNDM: Definition, Framework Objectives and Scope	06
3. CND process steps	14
4. Defining CND data inputs	17
5. Not Used Gate 2 to Whole Queue Assessment	21
6. Gate 1 Assessment	58
7. Gate 2 Assessment	64
8. Interactions with Strategic Energy Planning Processes	89
9. Roles and Responsibilities	92
10. Appendices	98

How to read this document

Welcome to our **Connections Network Design Methodology (CNDM) document**. This document provides an overview of our approach to ~~reassessing the connections queue and~~ assessing new Gate 1 and Gate 2 applications under the reformed connections process, TMO4+.

Chapters 1 to 3 provide an overview of the purpose of the CNDM, the process it describes and the Framework Objectives and building blocks that underpin it. The full document provides further detail on the process and either explains the steps or refers to other related TMO4+ methodologies and guidance documents.

This document ~~is the first version of the CNDM and~~ explains the connections assessment and design processes for TMO4+ ~~both~~ for **new applications** ~~and existing applications which have met the Gate 2 criteria~~.

This document will be reviewed and updated in line with the relevant NESO licence conditions.

This Methodology ~~is will be~~ applied under the reformed connection process introduced into CUSC as a result of CMP434 ~~and CMP435~~ and needs to be read in the context of ~~these~~ **this** processes. CMP434 sets out the enduring process for applications and offers in Section 17 of CUSC. ~~and CMP435 sets out the "Gate 2 to Whole Queue" process for existing agreements in CUSC Section 18. To differentiate the enduring CMP434 and one-off CMP435 processes sometimes different terms are applied in CUSC for similar steps in the processes but they are both aligned to the overall process concept of application based on readiness, strategic alignment and assessment. In this methodology, in some cases we specifically cross refer to exact clauses within CUSC, in others we refer generally to concepts within CUSC and in others we used defined terms from CUSC. However, in our references we have tended to use the enduring and more intuitive CMP434 terms throughout e.g. Gated Application Window and Gated Design Process. This is for ease of readability, but please keep this in mind when reading this Methodology e.g. a reference to a 'Gated Application Window' might mean in the context of CMP435 the 'Existing Agreement Request Window', and a reference to a 'Gated Design Process' might mean in the context of CMP435, the 'Existing Agreement Gated Design Process'.~~

Please note any reference to Distribution Network Operators (DNOs) within this document refers to both DNOs and Transmission Connected Independent Distribution Network Operators (IDNOs), unless these are explicitly differentiated.

Public

1. Introduction

This section introduces the purpose of the Connections Network Design Methodology

1.1 Purpose

1.1.1 This methodology, along with the [Gate 2 Criteria Methodology](#) and the [Project Designation Methodology](#), underpin the reformed connections process known as TMO4+, and supplement the process that will be outlined in the Connection and Use of System Code (CUSC) and System Operator Transmission Owner Code (STC).

1.1.2 The purpose of the Connections Network Design Methodology is to provide an overview of the process that NESO, Transmission Owners (TOs) and Distribution Network Operators (DNOs) will follow when assessing applications to connect generation, interconnection, storage and transmission connected demand that have met the Gate 1 Criteria or the Gate 2 Readiness Criteria.

1.1.3 This methodology will be followed by NESO, TOs and DNOs as we undertake the connections network design activities for ~~reviewing existing connections and for~~ assessing new applications in the ~~inaugural~~ application window.

Public

2. CNDM Definition, Framework Objectives and Scope

This section outlines the scope and objectives of the CNDM

2.1 Definition: Connections Network Design Methodology

What do we mean by the CNDM?

“The Connections Network Design Methodology describes how relevant generation and demand connections will be assessed and strategically designed in alignment with wider network planning activities.”

It defines the process by which NESO and the TOs will undertake a technical assessment of connection applications and determine:

- the indicative connection date and indicative connection location included in a Gate 1 offer
- the connection date and connection point included in a Gate 2 offer, or the reserved connection date and connection point included in a Gate 1 offer for eligible projects
- opportunities for connections-related anticipatory investment

The methodology also:

- ~~describes the approach being taken to apply the Gate 2 criteria to the existing queue, and how existing and transitional connections projects will be assessed for advancement where this is requested (relevant to the one-off “Gate 2 to Whole Queue” exercise only)~~
- describes how capacity will be reallocated to other projects following termination or Gate 2 offer rejection
- describes how the connection design processes will interact with Government and NESO strategic energy plans
- signposts to other relevant documentation about strategic energy planning and the reformed connections process

2.2 CNDM: Framework Objectives

2.2.1 Five Framework Objectives have been developed to underpin the CNDM and the connection assessment processes outlined within. These are shown in Figure 1 below and are to be considered on an equal footing.

2.2.2 These objectives will be updated where necessary in accordance with NESO, TO and DNO licence obligations.






 Safety & Security of Supply	<ul style="list-style-type: none"> • Produces a network design that is safe and reliable
 Economic, Efficient and Sustainable	<ul style="list-style-type: none"> • Enables the coordinated assessment of connections, resulting in an economic and efficient system and savings for end consumers • Facilitates contestability and competition for design and delivery of connection infrastructure, encouraging innovation and creating benefits through capital and operational cost savings • Considers environmental and community impacts and aims to minimise or mitigate these in the network design
 Transition to Net Zero	<ul style="list-style-type: none"> • Helps to facilitate the delivery of the Clean Power 2030 Action Plan (CP30 Action Plan) • Is future-proofed to enable alignment with future strategic plans such as the Centralised Strategic Network Plan (CSNP), Strategic Spatial Energy Plan (SSEP) and Regional Energy Strategic Plan (RESP)
 Deliverability & Operability	<ul style="list-style-type: none"> • Provides the greatest opportunity for earlier connection dates for viable, net zero aligned generation and demand projects across Great Britain • Facilitates the connection of projects that deliver material system benefits
 Consistency & Transparency	<ul style="list-style-type: none"> • Promotes consistency between TOs yet respects their independence and appropriately takes account of differences between networks • Provides customers with insight as to how connection projects are assessed and the opportunity to collaborate on shaping the future of the network

Figure 1: CNDM Framework Objectives

2.3 What is in scope of the CNDM? (1/3)

2.3.1 The below table provides an overview of what is in scope of the CNDM.

In scope	Description
2025/2026 scope	
Application of Gate 2 criteria to the existing connections queue	<p>Documenting the approach that NESO, TOs and DNOs will follow to align the existing queue to the Gate 2 criteria, and reassess projects to determine updated connection dates, points of connection and reinforcement works.</p> <ul style="list-style-type: none"> Revision of the queue when existing agreements are assessed against the Gate 2 Readiness Criteria Assessing existing agreements against the Gate 2 Strategic Alignment Criteria Assessing relevant projects against the Clean Power 2030 Action Plan (CP30 Action Plan) Treatment of relevant embedded generation, Designated Projects, projects not in scope of the CP30 Action Plan, hybrid projects, transitional projects, holding agreements, and Gate 1 Connection Point and Capacity Reservations Substitutions to rebalance zonal capacities and address undersupply against the CP30 Action Plan Reservation for undersupply against the CP30 Action Plan Publishing the queue revision outcome Reassessment of existing contracted projects and consideration of advancement and Point of Connection (PoC) change requests Approach to the Existing Application Gated Design Process Gate 2 offers, including variations for offers of advancement
Gate 1 Assessment (new applications and significant gated mod apps)	<p>Documenting the approach that NESO and TOs will follow to produce Gate 1 offers and identify anticipatory investment.</p> <ul style="list-style-type: none"> Purpose of a Gate 1 offer Gate 1 offers for existing agreements Approach to determining indicative connection dates and connection locations Connection point and Capacity Reservation for selected Gate 1 projects Anticipatory Investment at Gate 1

2.3 What is in scope of the CNDM? (2/3)

In-scope	Description
2025/2026 scope	
Gate 2 Assessment (new applications and <u>significant-gated</u> mod apps)	<p>Documenting the approach that NESO, TOs and DNOs will follow to align each Gate 2 Tranche to the Gate 2 Strategic Alignment Criteria, and assess projects to determine connection dates, PoC and reinforcement works.</p> <ul style="list-style-type: none"> Assessing the Gate 2 Tranche against the Gate 2 Strategic Alignment Criteria Assessing relevant projects against the Clean Power 2030 Action Plan (CP30 Action Plan) Treatment of relevant embedded generation, Designated Projects, projects not in scope of the CP30 Action Plan, hybrid projects, transitional projects, holding agreements, and Gate 1 Connection Point and Capacity Reservations Substitutions to rebalance zonal capacities and address undersupply against the CP30 Action Plan Utilising existing reservations for undersupply Publishing the outcome of assessment against the Gate 2 Strategic Alignment Assessment to determine a connection date and connection point for each project at Gate 2 Approach to the Gated Design Process Design Variations, derogations, competition and contestability and bay allocation Approach to reallocating capacity when projects exit the queue

2.3 What is in scope of the CNDM? (3/3)

In-scope	Description
2025/2026 scope	
Interactions with other Strategic Energy Planning Processes	<ul style="list-style-type: none"> • Interactions between the CNDM and CP30 Action Plan • Interactions between the CNDM and SSEP • Interactions between the CNDM and Transitional Centralised Strategic Network Plans (tCSNP)
Roles and Responsibilities	<ul style="list-style-type: none"> • Roles and responsibilities of NESO under the CNDM • Roles and responsibilities of TOs under the CNDM • Roles and responsibilities of DNOs under the CNDM • Roles and responsibilities of Transmission Connected IDNOs under the CNDM
Beyond 2026 – Enduring scope	
Interactions with Strategic Energy Planning Processes	<p>The following topics are out of scope of this initial version of the CNDM, but will feature in future iterations of the CNDM once these interactions are better understood:</p> <ul style="list-style-type: none"> • Interactions between the CNDM and CSNP • Interactions between the CNDM and RESP

2.4 What policy and publications does the CNDM refer to? ~~(1/2)~~

The below table provides links to existing publications and policy documents which are referenced within this document.

Existing Policy	Description
Gate 2 Criteria Methodology	The Gate 2 Criteria Methodology sets out the two parts of the Gate 2 Criteria; the Gate 2 Readiness Criteria and the Gate 2 Strategic Alignment Criteria. It also explains how Users evidence they have met the criteria, and how such evidence is assessed.
Project Designation Methodology	The Project Designation Methodology explains the reasons projects could be designated, sets out the criteria for designation and the process by which NESO will designate projects.
Clean Power 2030 Report	NESO provided advice to Government in November 2024 on achieving Clean Power by 2030 via our Clean Power 2030 Report .
Clean Power 2030 Action Plan (CP30 Action Plan)	The Clean Power 2030 Action Plan: A new era of clean electricity (December 2024) builds on the advice from NESO, setting out Government's view of the requirements for Clean Power by 2030 and the steps needed to get there.
CP30 Action Plan Connections Reform Annex	The CP30 Action Plan contains a Connections reform annex , which provides a detailed breakdown of the permitted capacities to 2030 and to 2035 for in-scope technologies for the purposes of aligning the connections queue to the CP30 Action Plan
Queue Management	Queue Management was introduced following the implementation of CUSC Modification CMP376. This is the current Queue Management Guidance . will be updated ahead of connections reform go-live.
Technical Limits	The introduction of Grid Supply Point (GSP) Technical Limits is an initiative developed as part of the ENA's 3-Point Plan, working to accelerate the connection of generation and storage into the distribution network ahead of the required transmission reinforcement works.
Security and Quality of Supply Standard (SQSS)	The SQSS sets out the criteria and methodology for planning and operating the National Electricity Transmission System (NETS): SQSS Code Documents .
Connection and Infrastructure Options Note (CION)	The CION Process was previously used to assess and record the rationale for the selection of the overall preferred connection option for the onshore connection point and offshore transmission system design, for relevant offshore projects. This process is under review and will be revised or replaced ahead of connections reform go-live.

2.4 What policy and publications does the CNDM refer to? (2/2)

The below table provides links to future publications and policy documents which are referenced within this document.

Future Policy	Description
Strategic Spatial Energy Plan (SSEP)	On 22 nd October NESO were commissioned to deliver SSEP. In December, we published our SSEP Draft methodology for consultation.
Transitional Centralised Strategic Network Plan (tCSNP)	We published the tCSNP2 in March 2024, also known as the Beyond 2030 report . This is currently being refreshed and will be published in early 2026, ahead of the first enduring CSNP. In December, we published our tCSNP Refresh Draft methodology for consultation.
Centralised Strategic Network Plan (CSNP)	The Centralised Strategic Network Plan will provide an independent, coordinated, and long-term approach to network planning in GB to help achieve its net zero ambition. In December, we published our CSNP High-level methodology principles for consultation.
Connect and Manage Guidance	How the range of works required for a connection are categorised as Enabling and Wider works is covered in the Connect and Manage Guidance, which is expected to be updated and published ahead of connections reform go-live.
Gated Modification Guidance	The Gated Modification Guidance will set out the types of changes which require a Gated Modification Application to be submitted within a Gated Application Window. It will be published ahead of connections reform go-live.
Material Technology Change Guidance	The Material Technology Change Guidance will set ^s out NESO's process for managing requests for technology changes made via Gated Modification Applications. It will be published ahead of connections reform go-live.

Public

3. Connections Network Design process steps

This section provides a visual representation of how the CNDM building blocks reflect the TMO4+ process.

3.1 Connections Network Design (CND) process steps

3.1.1. This ~~inaugural~~ CNDM sets out how queue formation and the Gated Design Exercise will be undertaken for those applying to connect in a future Gated Application Window ~~as well as those in the existing queue~~ who meet the Gate 2 criteria.

3.1.2 ~~The reassessment of the existing queue is known as the Gate 2 to Whole Queue exercise and is a one-off activity.~~ Not Used

3.1.3 This document also sets out how the connections network design process will interact with the **CP30 Action Plan** and **SSEP** to ensure that the generation and demand requirements identified through these are considered when assessing connection applications.

3.1.4 In future versions of the CNDM, these will be updated to include interactions with other regional and central network plans such as the **RESP** and **CSNP**.

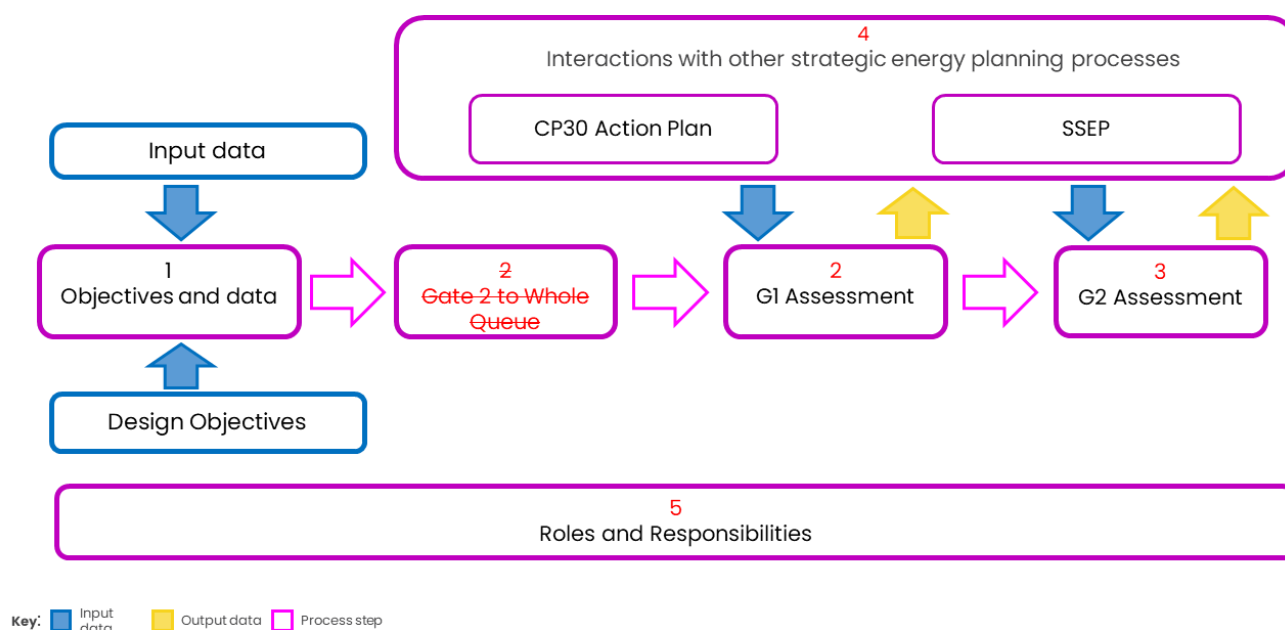


Figure 2: CND Process Overview

3.2 CNDM Building Blocks

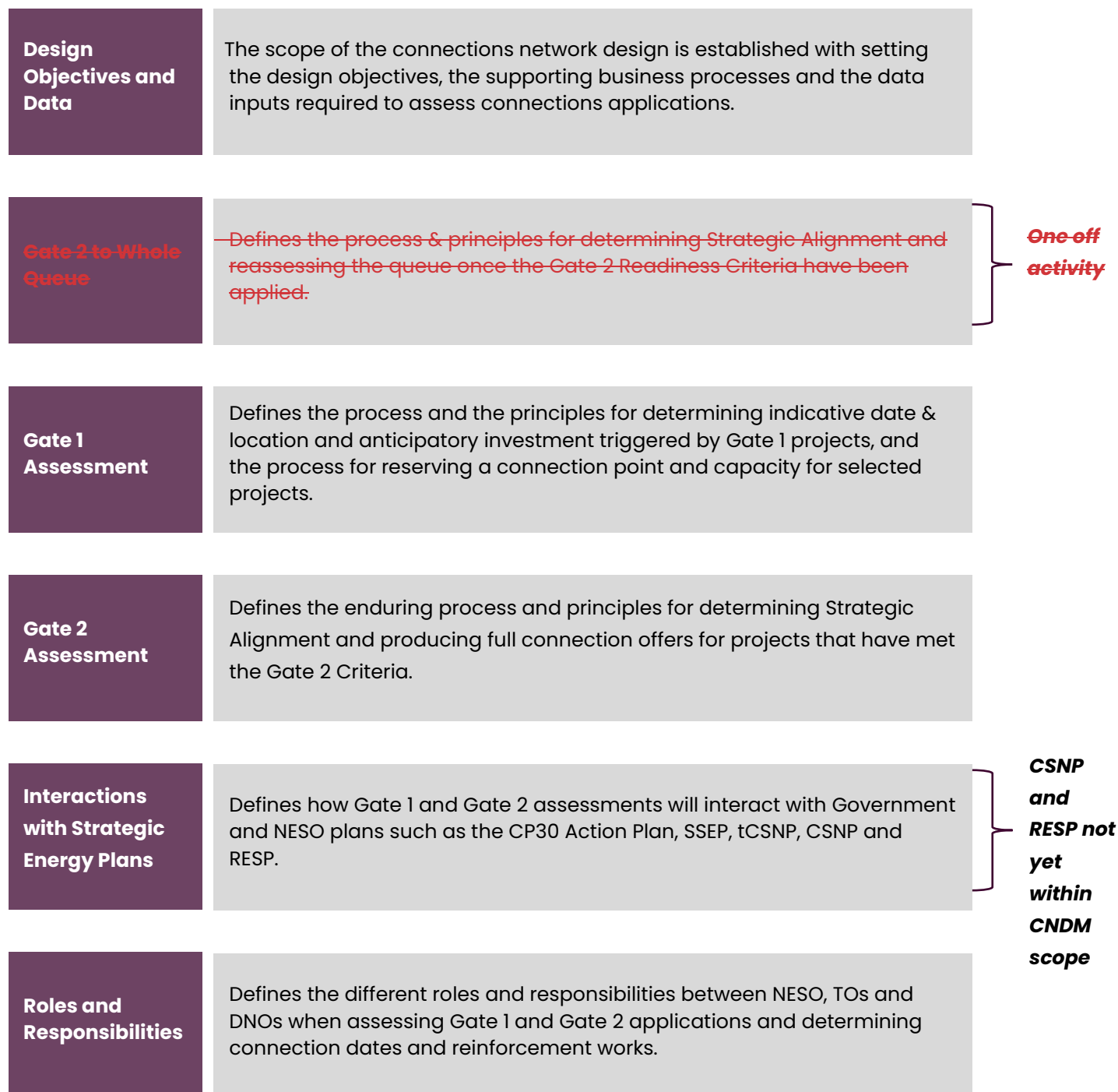


Figure 3: CNDM Building Blocks

Public

4. Connections Network Design data inputs

This section defines the data inputs that feed into the overall Connections Network Design process.

4.1 Defining objectives and data inputs

4.1.1 Figure 4 shows this initial step in the context of the overall Connections Network Design (CND) process.

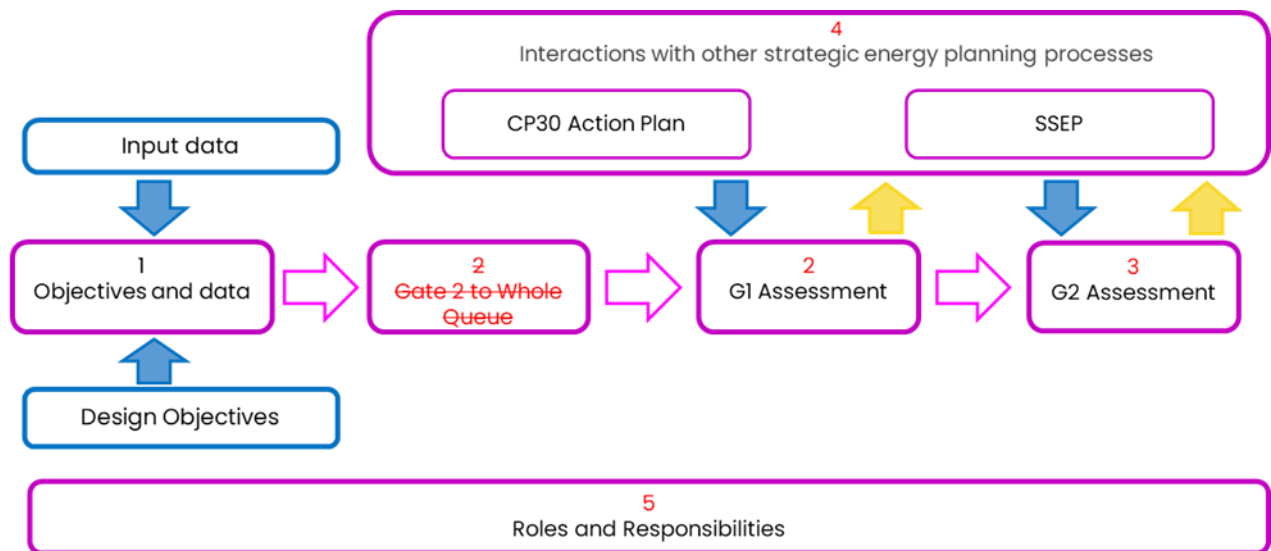


Figure 4: Objectives and Data in the CND process

Key: ■ Input data ■ Output data □ Process step

4.2 Establishment of CND data sets ~~(1/2)~~

4.2.1 The first step in assessing Gate 1 and Gate 2 applications is to establish the required data sets. This includes determining the connections projects in scope of the assessment and developing a suitable generation and demand background on which they can be studied.

4.2.2 Sections 4.2.3 to 4.2.5 outline the data requirements for the queue formation and technical assessment of connection applications. This does not include the evidence requirements for the Gate 2 Readiness Criteria or the Gate 2 Strategic Alignment Criteria. These can be found in Section 8 of the [Gate 2 Criteria Methodology](#).

4.2.3 ~~Not Used~~ The following data sets are required to facilitate the reassessment of the existing contracted background (i.e. Gate 2 to Whole Queue):

- ~~• List of projects that have met the Gate 2 Readiness Criteria~~
- ~~• List of projects that have been designated~~
- ~~• List of projects that have been selected for Gate 1 Connection Point and Capacity Reservation~~
- ~~• CP30 Action Plan capacity ranges, with technology and zonal breakdowns~~
- ~~• Latest network background (i.e. latest tCSNP outputs)~~
- ~~• For each project:~~
 - ~~• Technology type~~
 - ~~• Project development status~~
 - ~~• Scheme Briefing Note (SBN)/Data Registration Code (DRC) data~~
 - ~~• Original queue position in combined Transmission/Distribution queue (NESO Countersignature Date)~~
 - ~~• Current contracted connection date~~
 - ~~• Current contracted capacity~~
 - ~~• Requested capacity reduction (where applicable)~~
 - ~~• Current Point of Connection (PoC) and requested PoC (where applicable)~~
 - ~~• User requested advancement date (where applicable)~~
 - ~~• TO maximum advancement date (where applicable)~~
 - ~~• Construction Planning Assumptions (CPAs)~~
- ~~• Additional requirements for relevant embedded projects:~~
 - ~~• Reference of original project progression~~
 - ~~• Date project progression was countersigned by NESO~~
 - ~~• DNO maximum advancement date (where applicable)~~

4.2 Establishment of CND data sets (2/2)

4.2.4 The following data sets are required to facilitate the assessment of new Gate 1 applications:

- List of projects that have met the Gate 1 criteria
- List of projects that have been selected for Gate 1 Connection Point and Capacity Reservation
- For each project:
 - SBN/DRC data

4.2.5 The following data sets are required to facilitate the assessment of new Gate 2 applications and projects that are selected for connection point and capacity reservation:

- CP30 Action Plan capacity ranges, with technology and zonal breakdowns
- Detail of reservations made for undersupply
- List of projects that have met the Gate 2 Readiness Criteria
- List of projects that have been designated
- List of projects that have exited the queue since the last Gate 2 Gated Design Process
- List of projects that rejected offers in previous Gate 2 (or Gate 2 to Whole Queue) windows
- For each project:
 - Technology type
 - Gate 2 Readiness Date
 - Date planning consent obtained (where applicable)
 - SBN/DRC data
 - Construction Planning Assumptions (CPAs)

Public

5. Not Used Gate 2 to Whole Queue Assessment

~~This section provides an overview of how the queue will be reordered when the Gate 2 criteria are applied retrospectively, and how projects will be reassessed.~~

5.1 Gate 2 to Whole Queue

5.1.1 Figure 5 shows the Gate 2 to Whole Queue exercise in the context of the overall CND process:

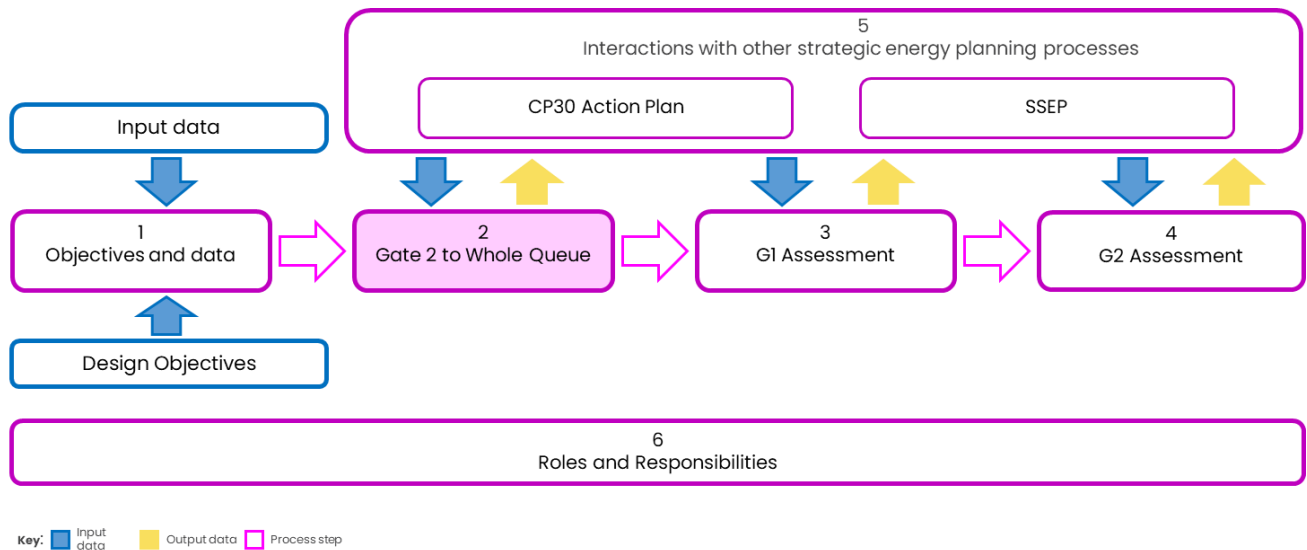


Figure 5: Gate 2 to Whole Queue in the CND process

5.2 Application of the Gate 2 Criteria to the existing queue

5.2.1 The application of the Gate 2 Criteria to the existing queue will be conducted in stages as shown in **Figure 6**. Firstly, the Gate 2 Readiness Criteria will be applied to all projects. Projects which are selected for Connection Point and Capacity Reservation will also be retained. See [Section 6.5](#) for more information on Connection Point and Capacity Reservation.

5.2.2 Projects in the queue will then be assessed against the Gate 2 Strategic Alignment Criteria. For technologies specified in the CP30 Action Plan, NESO will determine which projects align to the 2030-time horizon. Alignment to the 2035-time horizon will then be determined for the projects that remain.

5.2.3 Definitions of the Gate 2 Readiness Criteria and the Gate 2 Strategic Alignment Criteria can be found in the [Gate 2 Criteria Methodology](#). The Gate 2 Strategic Alignment Criteria are also summarised in [Section 5.4.2](#) of this document.

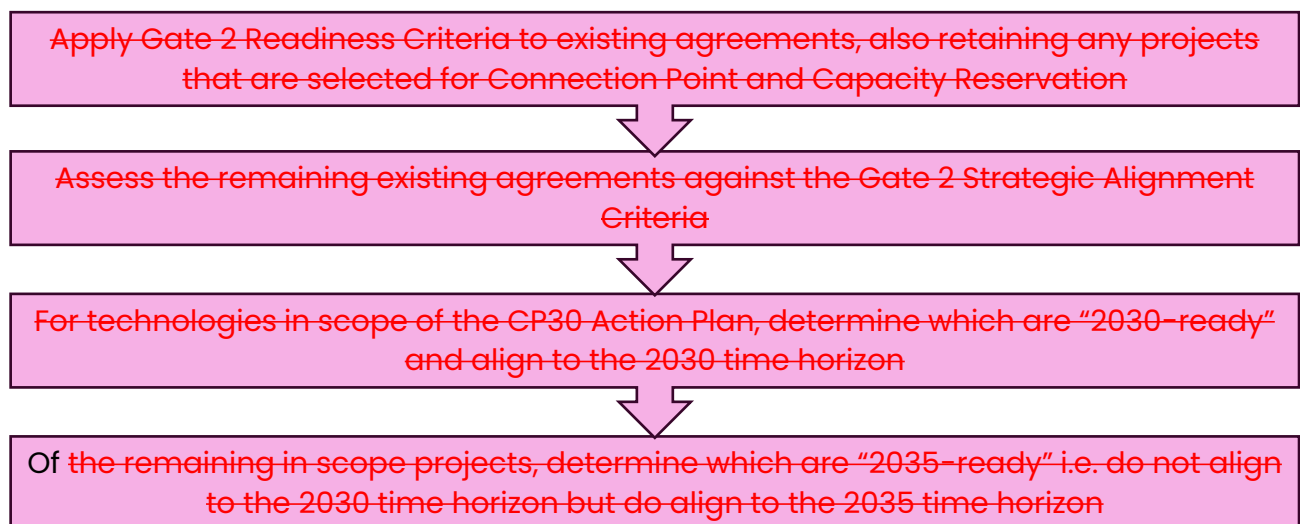


Figure 6: Stages of applying the Gate 2 Criteria to the existing queue

5.3 Application of the Gate 2 Readiness Criteria to the existing queue

5.3.1 The existing connections queue is GB-wide and each existing agreement has a queue position based on the date their agreement was countersigned by NESO. The queue position of relevant embedded generation in the GB-wide queue will be determined based on the Project Progression they were included in, and the date this was countersigned by NESO. Where NESO countersigned an agreement 28 or more days later than the customer signed the agreement, the customer signature date will be used instead of the NESO countersignature date. For a Project Progression, the customer signature date is the date the DNO signed the agreement with NESO.

5.3.2 For the Gate 2 to Whole Queue exercise, the 'Pre-TMO4+ queue' will also include transmission connected demand projects, as well as projects with transitional agreements applied for on or after 2nd September 2024 (Step 1 in Figure 7).

5.3.3 Projects which have met the Gate 2 Readiness Criteria will progress to the next assessment stage (Step 2 in Figure 7).

5.3.4 Any projects which have not met the Gate 2 Readiness Criteria but are selected for Connection Point and Capacity Reservation will also progress to the next assessment stage (Step 3 in Figure 7).

5.3.5 All other projects which have not met the Gate 2 Readiness Criteria will be removed from the queue (Step 4 in Figure 7). This will leave capacity 'gaps' which will later be redistributed amongst other projects.

5.3.6 The remaining projects will be "bunched up" to close the gaps in the queue (Step 5 in Figure 7). At this stage, these projects will retain their relative queue position i.e. projects will not skip over one another to fill gaps.

5.3.7 From this point, the projects which meet the Gate 2 Strategic Alignment Criteria can be determined:

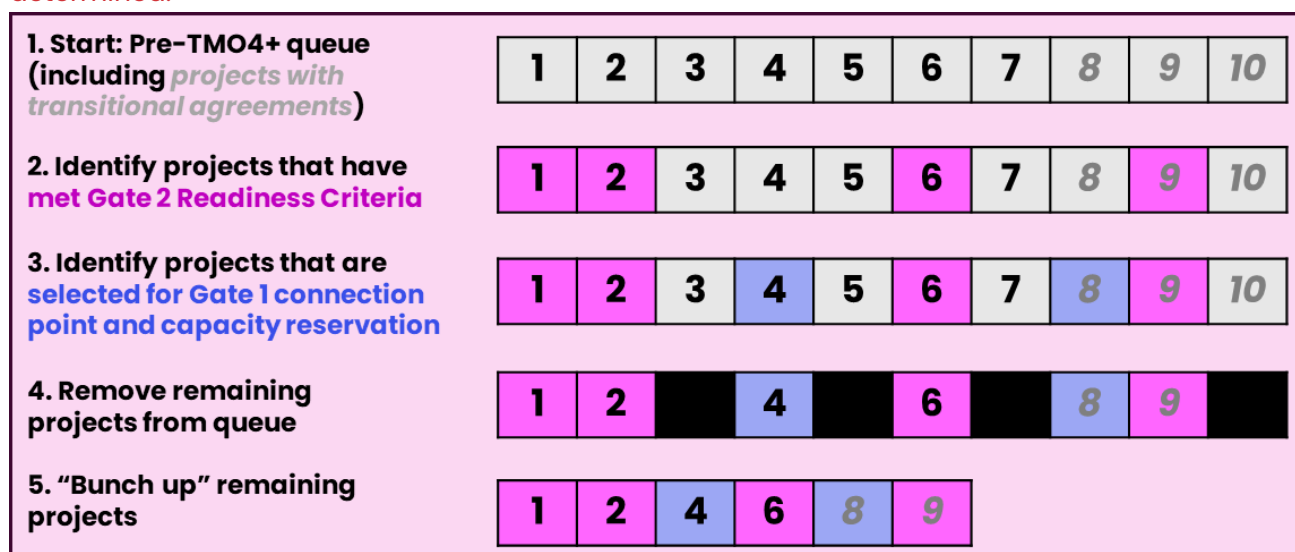


Figure 7: Applying the Gate 2 Readiness Criteria to the existing queue

5.4 Application of the Gate 2 Strategic Alignment Criteria to the existing queue (1/4)

5.4.1 Once the Gate 2 Readiness Criteria have been applied to the existing queue and the queue has been revised as shown in [Section 5.3](#), the projects that remain will be assessed against the Gate 2 Strategic Alignment Criteria.

5.4.2 Projects will meet the Gate 2 Strategic Alignment Criteria by either being:

- a) eligible for relevant ‘protections’ as set out in [Section 6.2](#) of the [Gate 2 Criteria Methodology](#); or
- b) aligned to the capacities within the CP30 Action Plan; or
- c) designated as described in the [Project Designation Methodology](#); or
- d) a project not within scope of the CP30 Action Plan and of a technology type listed in [Section 6.3](#) of the [Gate 2 Criteria Methodology](#)

—— The ‘listed’ project types for 5.4.2 d) are also shown in Figure 8 in this Section 5.4.

5.4.3 The ‘protections’ for Strategic Alignment Criteria a) are also listed below for reference. Only Clauses 1 and 2a are relevant for Gate 2 to Whole Queue:

- — Protection Clause 1: Projects contracted to connect by end 2026 (CMP435);
- — Protection Clause 2a: Projects which are significantly progressed (CMP435);
- — Protection Clause 2b: Projects which are significantly progressed (CMP434); and
- — Protection Clause 3: Projects which obtain planning consent after closure of the CMP435 Gated Application Window (CMP434)

5.4.4 Projects eligible for Protection Clause 1 and Protection Clause 2a (where their connection date is on or before 31st December 2027) will retain their existing connection date and PoC and will not be adversely impacted by strategic alignment. They will however still contribute towards the relevant CP30 Action Plan zonal capacity total. Other projects eligible for Protection Clause 2a will retain a place in the queue; however, will still be subject to the queue formation approach (shown in [Section 5.7](#)) and TO reassessment to determine their final queue position and connection date.

5.4.5 To determine the projects that meet Strategic Alignment Criteria b), the capacity ranges outlined in the [Connections reform annex](#) of the CP30 Action Plan will be used for each type of in-scope technology. These capacity ranges cover 2030 and 2035. The annex also outlines the Transmission and Distribution ‘zones’ applicable to some technologies. For batteries, the network is divided into 11 transmission zones and 8 distribution zones. For onshore wind and solar, the zonal split differs in granularity between transmission and distribution between the 2030 and 2035 time horizons.

5.4 Application of the Gate 2 Strategic Alignment Criteria to the existing queue (2/4)

5.4.6 Figure 8 shows the technologies that are in and out of scope of the CP30 Action Plan. It also shows the breakdown of capacity ranges for each in-scope technology, and whether they are GB-wide or zonal. Unless they also meet strategic alignment criteria 5.4.2 a), c) or d), projects in scope of the Strategic Alignment Criteria b), must be assessed against the 2030 and 2035 'permitted' capacities as outlined in Section 5.7 before they can be deemed to have met the Gate 2 Strategic Alignment Criteria.

5.4.7 Projects that can demonstrate meeting Strategic Alignment Criteria a) in the CMP435 evidence submission window will be counted towards the 2030 and 2035 'permitted capacity' totals, however will not be limited by these and will be permitted to exceed them.

Technology	In scope of CP30 Action Plan?	Breakdown in CP30 Action Plan	Technology	In scope of CP30 Action Plan?
Offshore Wind	Yes	GB-wide	Transmission-Connected Demand	No
Onshore Wind	Yes	Zonal ¹	Wave	No
Solar	Yes	Zonal ²	Tidal	No
Nuclear	Yes	GB-wide	Run-of-river Hydro	No
Low Carbon Dispatchable Power	Yes	GB-wide	Geothermal Power	No
Unabated Gas	Yes	GB-wide	Non-GB Generation	No
Long Duration Energy Storage (LDES)	Yes	GB-wide	Reactive Compensation	No
Batteries	Yes	Zonal		
Interconnectors	Yes	GB-wide		

Figure 8: Technologies in and out of scope of the CP30 Action Plan and breakdowns for those in scope

¹Onshore Wind has a multi-zone breakdown to 2030 and then is amalgamated to a two-zone split (Scotland, England & Wales) for 2031-2035.

²Solar zones are amalgamated for 2031-2035, such that the transmission zone boundaries are used to create combined Transmission-Distribution zones, i.e. there is no distinction between transmission and distribution projects within the transmission zone boundary.

5.4 Application of the Gate 2 Strategic Alignment Criteria to the existing queue (3/4)

5.4.8 For technologies with one GB-wide zone and technologies with no distinction between transmission and distribution capacities, NESO will align the combined transmission and distribution queue to the CP30 Action Plan and determine which projects meet the Gate 2 Strategic Alignment Criteria.

5.4.9 For technologies with zonal breakdowns at transmission and distribution, NESO will align the transmission queue to the CP30 Action Plan and DNOs will provisionally align their distribution queues to the CP30 Action Plan. DNOs will share provisional allocations with NESO for final determination of which projects meet the Gate 2 Strategic Alignment Criteria. Note this differs to the arrangements for Transmission Connected IDNOs. See [Section 5.8](#) for more detail on the DNO and Transmission Connected IDNO responsibilities in this part of the process.

5.4.10 Projects will be assigned to zones based on where they are currently contracted to electrically connect to the Transmission or Distribution network, rather than based on the location of the land on which the project will be situated. Although the CP30 Action Plan names Distribution zones after the relevant DNO, a project connected to a Transmission Connected IDNO will be assigned to the Distribution zone that covers the geographical area in which the project is contracted to connect.

5.4.11 NESO and DNOs will form zonal 'sub-queues' for each technology to facilitate this alignment. The alignment will be conducted in such a way that the zonal sub-queues will remain harmonised with the GB-wide queue, i.e. after alignment is conducted, the projects in zonal sub-queues will all have their place in the GB-wide queue relative to projects in other zones or of other technology types.

5.4.12 The capacity breakdowns outlined in the CP30 Action Plan for each technology type also include capacity that is installed and operational. For the purposes of aligning the existing queue to the CP30 Action Plan, NESO and DNOs will calculate the remaining available capacity, hereafter referred to as the '**permitted capacity**', as follows:

1. For the 2026 to 2030 phase (phase 1), **NESO and DNOs will use the 2030 Regional capacity breakdowns** for each zone and technology and deduct the latest installed and operational capacity figures from this to determine the permitted capacity against which to align the existing queue
2. For the 2031 to 2035 phase (phase 2), **NESO and DNOs will use upper bound of the stated CP30 Plan "2035 FES-derived Capacity Range" for 2035** for each zone and technology and deduct from this the actual Phase 1 allocation after rebalancing and substitutions, as well as the current built capacity, to determine the permitted capacity against which to align the existing queue.

5.4 Application of the Gate 2 Strategic Alignment Criteria to the existing queue (4/4)

5.4.13 Where the CP30 Action Plan outlines a capacity range, such as the "**DESNZ 2030 Clean Power Capacity Range**" and the "**2035 FES-derived Capacity Range**", NESO will deduct from the high end of the range:

5.4.14 **Figure 9** shows an example of how the permitted capacity for Offshore Wind would be calculated.

Government Clean Power 2030 Action Plan data: Offshore Wind		NESO Permitted Capacity Calculations			
Current Installed Capacity*	14.8 GW	➔	2030 Permitted Capacity	50 GW - 14.8 GW	35.2 GW
DESNZ 2030 'Clean Power Capacity Range'	43 to 50 GW		2035 Permitted Capacity	89 GW - 50** GW	39 GW
2035 FES-derived Capacity Range	72 to 89 GW				

Source: [Clean Power 2030 Action Plan: A new era of clean electricity: Connections reform annex](#)

*NESO will use the latest figure as of the closure of the Gated Application Window

**NESO will use the actual Phase 1 offshore wind allocation following population of Phase 1 with eligible offshore wind projects.

Figure 9: Example of calculating the permitted capacities for 2030 and 2035

5.4.15 Assessment against the Strategic Alignment Criteria will also consider the advancement requests permitted as part of the Gate 2 to Whole Queue evidence submission. There are several conditions to consider when requesting advancement, to ensure that these requests are reasonable and that Users requesting advancement only apply where they are confident they can deliver to expedited timescales. See [Section 5.25](#) for more information.

5.4.16 [Section 5.7](#) shows an example of how NESO will identify eligible projects and evaluate them against the 2030 and 2035 permitted capacities.

5.4.17 Projects that meet Strategic Alignment Criteria d), i.e. are of a technology type listed in [Figure 8](#) as not in scope of the CP30 Action Plan, will follow a similar process to that outlined in [Section 5.7](#). There will however not be 'permitted capacities' for these technology types. See [Section 5.10](#) for more information.

5.4.18 To ensure that no capacity is removed from another zone during rebalancing ([Section 5.14](#)) as a result of any built capacity in an onshore wind zone with 0MW allocated under the CP30 Plan, we will set the permitted capacity for the 0MW onshore wind zone to be equal to built capacity.

5.5 Aligning the queue to the 2030 phase

5.5.1 All projects in scope of Strategic Alignment Criteria b) which indicate that they are able to connect in 2030 or earlier will be considered against the 2030 phase for their technology type, in their zone of the network. Eligible projects include those which have met the Gate 2 Readiness Criteria (or are selected for [Connection Point and Capacity Reservation](#)) and either:

- a) Have a contracted connection date of 2030 or earlier
- b) Have a contracted connection date of 2031 or later, and request advancement to 2030 or earlier, or

- e) Have a transitional agreement and request a connection date of 2030 or earlier

5.5.2 For the contracted connection date to be a reliable metric in determining alignment to the 2030 phase, and to maximise likelihood of a similar or improved date as an outcome of the Gate 2 to Whole Queue exercise, **we will maintain the existing relative queue positions of projects that align to the 2030 phase**. This is intended to reduce cases for example of larger projects 'skipping' smaller projects in the queue, resulting in the smaller projects being delayed behind more significant works and potentially putting their existing contracted (2030 or earlier) date at risk.

5.5.3 Our Clean Power 2030 Report has found that delivering the already planned wider transmission network, and accelerating a further three projects to 2030 delivery, should enable us to achieve Clean Power by 2030. Maintaining existing relative queue positions will therefore minimise the changes required to this plan as a result of reassessment and help to maximise utilisation of both the existing network and planned build ahead of 2030.

5.6 Aligning the queue to the 2035 phase

5.6.1 All remaining projects in scope of Strategic Alignment Criteria b) which indicate that they are able to connect in 2035 or earlier will be considered against the 2035 phase for their technology type, in their zone of the network. Eligible projects include those which have met the Gate 2 Readiness Criteria (or are selected for Connection Point and Capacity Reservation) and either:

- a) Have a contracted connection date of 2035 or earlier
- b) Have a contracted connection date of 2036 or later, and request advancement to 2035 or earlier
- c) Have a transitional agreement and request a connection date of 2035 or earlier; or
- d) Met one of the three eligibility criteria in 5.5.1, but did not align with the 2030 phase

5.6.2 For the avoidance of doubt, if a User with a contracted connection date of 2036 or later does not request advancement to 2035 or earlier, their project will not be considered for in-scope of Strategic Alignment Criteria b). Projects seeking a connection beyond 2035 must meet Strategic Alignment Criteria a), c)* or d), or they will not receive a Gate 2 offer.

5.6.3 Within this time horizon, there will be a combination of 'ready' projects that have a 2031–2035 connection date from pre-TMO4+, along with projects which were due to connect in 2030 or earlier but did not align to the 2030 phase. Consequently, the programme of works required to connect these projects will likely require more revision than the programme of works between now and 2030. There is also greater opportunity to optimise the programme of works for this period, as less of this work will already be underway and there will be more time to replan and procure necessary assets.

5.6.4 As such, preservation of original relative queue order within this period is less critical. To further support the protections set out for certain existing projects, after sorting projects by their planning (and protection) status, **projects will retain this 'planning sort' for the 2035 phase.**

5.6.5 Projects which align to the 2035 phase will have been placed later in the queue than projects which align to the 2030 phase as part of the queue reordering activity outlined in [Section 5.7](#). As a result, these projects may have been moved back in the queue and therefore may receive a Gate 2 offer with a later connection date than their original contracted date.

*Only those designated under the 'Very long lead times' category

5.7 Aligning the queue to the CP30 Action Plan (1/3)

5.7.1 After applying the [Gate 2 Readiness Criteria](#), the process outlined in **Figure 10** will be used to determine the projects that meet Strategic Alignment Criteria b):

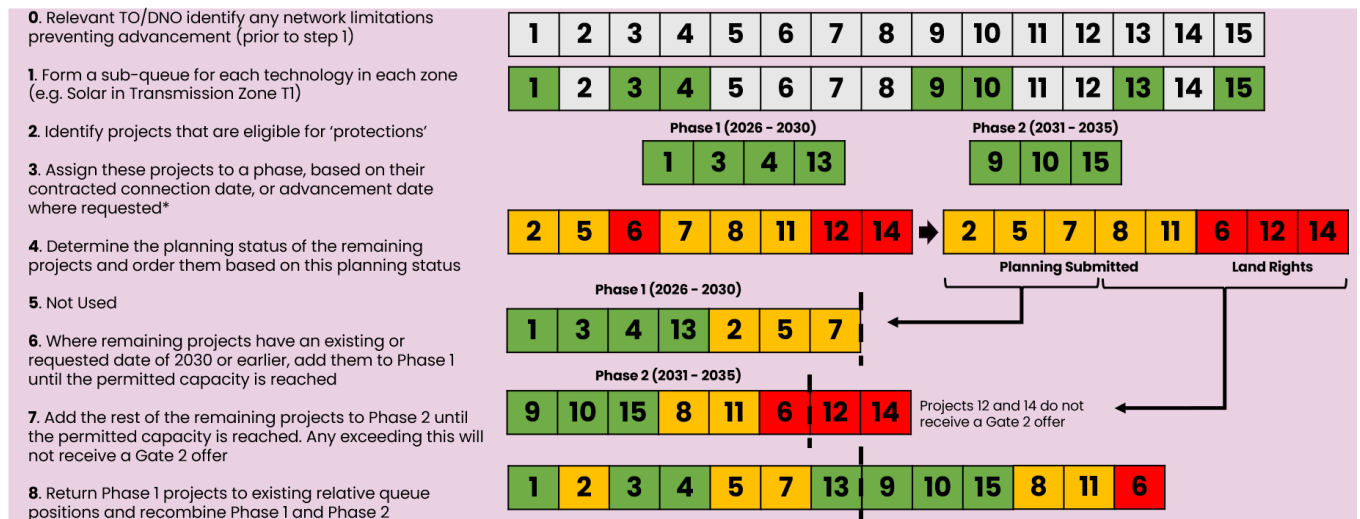


Figure 10: Process for aligning the queue to the CP30 Action Plan

* if the 2030 permitted capacity is reached at this stage, all remaining 'green' projects will be allocated to Phase 2, even if this results in the 2035 permitted capacity being exceeded.

5.7 Aligning the queue to the CP30 Action Plan (2/3)

5.7.2 For directly-connected generation projects, their Transmission Entry Capacity (TEC) will be used when determining alignment to the CP30 Action Plan. See Section 5.8 for how

relevant embedded projects will be treated, and Section 5.11 for how hybrid or co-located projects will be treated.

5.7.3 As stated in Section 5.4.4, projects eligible for protections which guarantee their connection date and PoC will not be adversely impacted by aligning the queue to the CP30 Action Plan. In the unlikely event that the process in Section 5.7.1 results in a project of this type being categorised in 'Phase 2', it will be returned to 'Phase 1'.

5.7.4 Where projects have a 'firm' or 'enduring non-firm' contracted connection date, and an earlier contracted connection date with temporary restrictions on availability, the former will be used when determining alignment to the CP30 Action Plan. If advancement of the 'firm' or 'enduring non-firm' contracted date is requested, then this advancement date will be used in place of the contracted date.

5.7.5 Projects aligned to Phase 2 will not be restricted to connection dates of 2031 or later, where the network can facilitate an earlier connection. If, following the assessment of all Phase 1 projects, there is still capacity available on the network prior to 2031, then Phase 2 projects will be considered for an earlier connection where they have a contracted connection date of, or have requested advancement to, 2030 or earlier.

5.7.6 Step 0 provides an opportunity for TOs and DNOs to identify any cases where it is clear that a project cannot be advanced. For example, a project with a contracted connection date of 2034 could request advancement to 2028 and as a result be allocated to 'Phase 1'. The relevant TO or DNO may identify that the sole use works cannot be delivered until 2031 and so will recommend that the project is reallocated to 'Phase 2'. This 'TO (or DNO) maximum advancement date' of 2031 would be recorded and used as an input to the TO assessment.

5.7.7 Step 0 will only allow redistribution between Phase 1 and Phase 2, and will not result in a project being removed from the queue solely because of network limitations. For example, where a project with a date of 2036 or later has requested advancement to 2035 but cannot be advanced due to network limitations, it will remain in Phase 2 and will not be removed from the queue entirely as a result.

5.7 Aligning the queue to the CP30 Action Plan (3/3)

5.7.8 Users will not receive their updated offer until the conclusion of their project's assessment under Gate 2 to Whole Queue. Existing agreements for projects which have met the Gate 2 criteria will remain in effect until a Gate 2 Modification Offer is provided and is signed.

~~5.7.9~~ Projects that are deemed not to meet the Gate 2 Strategic Alignment Criteria (projects 12 and 14 in the example in Section 5.7.1) will not receive a Gate 2 offer. For existing agreements that are directly connecting to the transmission network, the User will instead receive a Gate 1 offer via an Agreement To Vary (ATV). Embedded small and medium power stations will fall back to their existing offer with the DNO. See Section 6.5 for more information.

~~5.7.10~~ When aligning to the 2030 time horizon and determining the projects in Phase 1; projects will count towards phase 1 **where some or all of their capacity is aligned**. For example, if there is 50MW capacity 'remaining' in Phase 1 and the next project is 100MW, then this project will be included in Phase 1.

~~5.7.11~~ When aligning to the 2035 time horizon and determining the projects in Phase 2; projects will count towards phase 2 **only where all of their capacity is aligned**. For example, if there is 50MW capacity 'remaining' in Phase 2 and the next project is 100MW, then this project will not automatically be included in Phase 2. NESO would however, where appropriate, invite the User to reduce capacity to facilitate inclusion in Phase 2.

~~5.7.12~~ If, for a staged or hybrid project, one element of the project is deemed to meet the Gate 2 Strategic Alignment Criteria and another is not, then the User will be issued with a staged offer to separate the Gate 2 element of the project from that which only meets Gate 1.

5.8 Relevant embedded generation in the revised queue

~~5.8.1~~ The exercise in Section 5.7.1 will be provisionally conducted by each DNO for their zone(s), using sub-queues of Small and Medium embedded generation only. Developer Capacity or TEG (as appropriate) will be used when determining alignment to the CP30 Action Plan. Appendix 1 contains a more detailed example of this and shows how this relates to existing Project Progressions.

~~5.8.2~~ DNOs will recommend those which, through their assessment, they believe have met the Gate 2 Strategic Alignment Criteria. NESO will then review this alongside all other zonal allocations

at distribution and transmission and determine any necessary substitutions between zones. See [Section 5.16](#) for more information on substitution.

5.8.3 As part of this recommendation, DNOs can also provide an indication where a project cannot be advanced from a current connection date of 2031+ into Phase 1. This may be identified at Step 0 of the process outlined in [Section 5.7.1](#). This is recorded as the 'DNO maximum advancement date' and used as an input to the TO assessment.

5.8.4 Large embedded Users will also be counted towards the capacity range of their distribution zone, however this allocation will be carried out by NESO after receiving the provisional Small and Medium embedded allocations from DNOs. This is because the Gate 2 Readiness Evidence for Large embedded Users is submitted directly to NESO and we do not wish to introduce a dependency on NESO transfer of this information to DNOs before DNOs can determine provisional alignment.

5.8.5 For the enduring Gated Application Windows, Large embedded Users will be included in the DNO provisional alignment to the CP30 Action Plan and validated by NESO. In the enduring windows the DNOs will have earlier visibility of which Large embedded Users have met the Gate 2 Readiness Criteria. See [Section 7.6](#) for more information on the enduring process.

5.8.6 The projects of Users who have an agreement with Transmission Connected Independent Distribution Network Operators (IDNOs) will contribute towards the distribution zone within which they are geographically sited. NESO will however conduct the CP30 Action Plan alignment on behalf of IDNOs, at the same time as reviewing the relevant DNO's provisional allocation. See **Section 8** of the [Gate 2 Criteria Methodology](#) for more information on the role of DNOs and IDNOs in checking evidence in relation to the Gate 2 Strategic Alignment Criteria.

5.8.7 For the avoidance of doubt, NESO will be the responsible party for carrying out the final determination of projects which are aligned to the CP30 Action Plan, and all other decisions regarding Gate 2 Strategic Alignment. Where these decisions differ from the DNO recommendation, this will be discussed with the relevant DNO.

5.9 Designated Projects in the revised queue

5.9.1 NESO may determine that Designated Projects may be prioritised and brought forward in the reordered queue to enable more timely connections. **Figure 11** shows how Designated Projects will be treated if prioritisation is required. This will be conducted on the 'GB-wide' queue, rather than individual zonal sub-queues. If prioritisation is not required, Designated Projects will follow the process outlined in [Section 5.7](#) alongside other projects of their technology type.

5.9.2 Designated Projects already in Phase 1 based on their original relative queue position will maintain this queue position.

5.9.3 Where Designated Projects have an existing queue position that aligns them to Phase 2, but they require a connection in 2030 or earlier to deliver the benefits they have been designated for, they will be added to the end of the Phase 1 queue.

5.9.4 Designated Projects that cannot advance to 2030 or earlier will be eligible for prioritisation to the front of the Phase 2 queue.

5.9.5 Projects designated under the 'Very long lead times' category will be seeking connection dates beyond 2035. These projects will be added to the end of the Phase 2 queue.

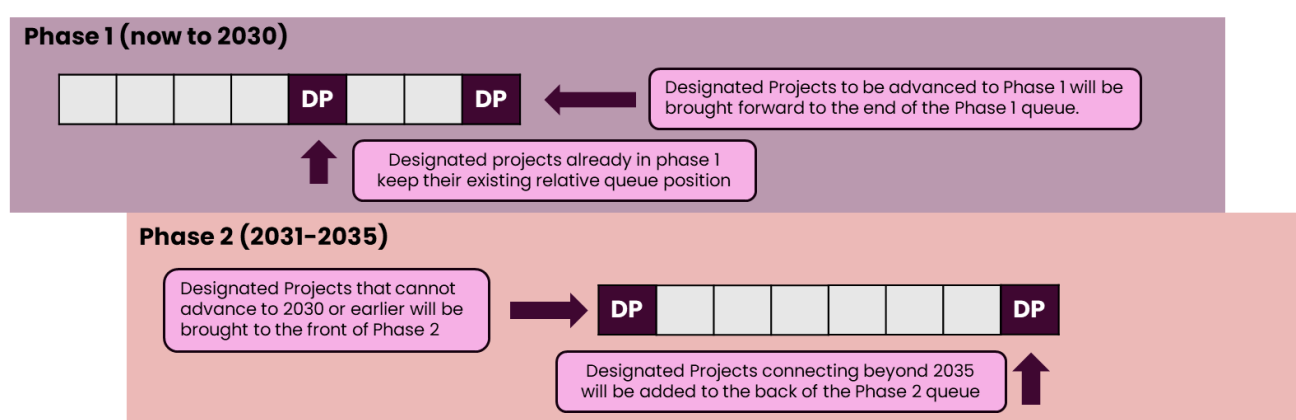


Figure 11: Designated Projects in the revised queue

5.10 Projects not in scope of the CP30 Action Plan in the revised queue

5.10.1 Transmission-connected demand and other 'out of scope' technologies (listed in the table in Figure 8) that have met the Gate 2 Readiness Criteria will be deemed to have met the Gate 2 Strategic Alignment Criteria. These projects will be sorted into Phase 1 or Phase 2 depending on their contracted connection date or requested advancement date. They will be sorted in the same way as in Figure 10. The MW volume of these projects in each phase will not however be bound by a 'permitted capacity' as is the case for projects in scope of the CP30 Action Plan.

5.11 Hybrid projects in the revised queue

5.11.1 Hybrid projects will be managed according to how they interact with the system. If a hybrid project comprising of storage and an additional generating technology intends only to export to the transmission system (i.e. import capacity is behind the meter), it will only be considered as contributing towards the permitted capacity total for the additional generating technology. The same logic will apply to "import only" i.e. an energy storage system that is co-located with demand and only imports directly from the network (and not via the energy storage system) should not contribute to the energy storage system permitted capacity. This means that where an import-only energy storage system is co-located with demand, the energy storage system will not contribute towards the permitted capacities for the relevant energy storage system. In

both cases above (export-only storage system with generation; and import-only storage system with demand) NESO will set the export or import capacity (as appropriate) of the energy storage system at 0MW. If a hybrid project comprising of storage and an additional technology (or technologies) intends to both import and export to the transmission system, it will be considered as contributing to the permitted capacity totals for both storage and the additional technology (or technologies).

5.11.2 For each generating technology in a hybrid project, the contributing capacity will be taken as the lower of the Transmission Entry Capacity (or Developer Capacity where applicable) of the project and the installed capacity of the technology type.

5.11.3 Where one or more technologies exceeds the 2035 permitted capacity, that technology element of the hybrid project will not receive a Gate 2 offer. This represents the same treatment as any other project that exceeds the 2035 permitted capacity.

5.12 Transitional projects in the revised queue

5.12.1 Users which have made **new applications** on or after 2nd September 2024 and have signed a transitional agreement will have their projects assessed against the Gate 2 Readiness and Strategic Alignment Criteria as part of the Gate 2 to Whole Queue exercise. Those which have met the Gate 2 Readiness Criteria will be added behind all other projects in the pre-TMO4+ queue as shown in Section 5.3.

5.12.2 Within this group they will be ordered based on the date NESO countersigned their agreement. This is prior to being assessed against the Gate 2 Strategic Alignment Criteria, at which point their queue position is subject to change as a result of the exercise in Section 5.7. Transitional projects may request an aspirational connection date as part of a modification application, which will be treated as an advancement request for the purposes of CP30 Action Plan alignment.

5.13 Holding agreements in the revised queue

5.13.1 Where projects with 'holding agreements' meet the Gate 2 Criteria, a different approach will be taken depending on whether the 'holding agreement' has or has not previously been through a network design exercise.

5.13.2 In the event that a holding agreement has previously been through a network design exercise, the connection location and connection date determined as an outcome of that exercise will be considered within the Existing Application Gated Design Process rather than the connection location and connection date within the 'holding agreement', if these differ. In this case, the existing relative queue position of these projects will be used when determining alignment to the CP30 Action Plan permitted capacities.

5.13.3 In the event that a holding agreement has not previously been through a network design exercise, a revised queue position will be allocated in accordance with the onshore and offshore reservations as shown in [Section 5.19](#) and the network design process will be undertaken as a result to provide a Gate 2 Offer for such projects.

5.13.4 Where a holding agreement does not meet the Gate 2 Readiness Criteria and NESO select it for Connection Point and Capacity Reservation at Gate 1, this will also be treated in accordance with the onshore and offshore reservations as shown in [Section 5.19](#).

5.14 Rebalancing zonal capacities to account for protections (1/2)

5.14.1 Due to the protections NESO has provided for existing projects, there may be cases where permitted capacities for 2030 or 2035 are exceeded in some zones. Where possible, NESO will adjust or 'rebalance' the zonal capacities to maintain alignment to the GB-wide total permitted capacities. This rebalancing will only be permitted where the criteria outlined for substitutions in [Section 5.16.2](#) are met.

5.14.2 This rebalancing will not result in any 'protected' projects being removed from the queue. If all zonal (and therefore also the GB total) permitted capacities were exceeded when considering only protected projects, then all of these projects would still be deemed to meet the Gate 2 Strategic Alignment Criteria.

5.14.3 This rebalancing does not require a change to the connection location of any associated project(s). Rather, the permitted capacity would be increased to accommodate the additional project(s) in one zone and another zone's permitted capacity would be decreased to ensure alignment to the overall GB permitted capacity is maintained.

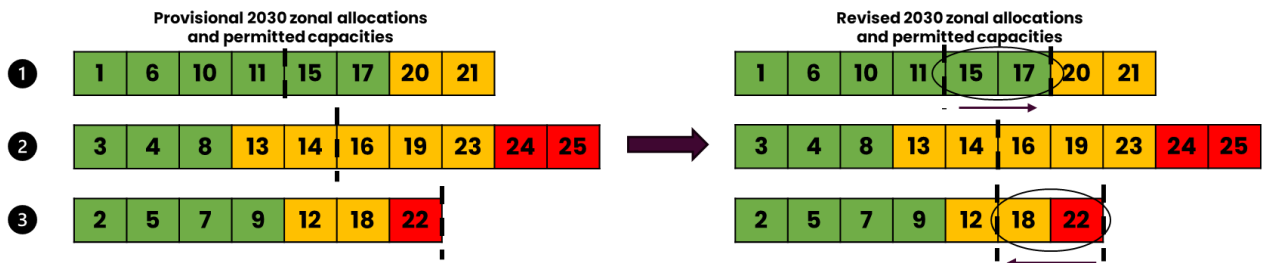
5.14 Rebalancing zonal capacities to account for protections (2/2)

5.14.4 **Figure 12** shows an example of how NESO will adjust zonal permitted capacities to account for protections.

For each technology with a zonal breakdown, the GB-wide queue will be divided into zones and aligned to the CP30 Action Plan as outlined in [Section 5.7](#). In the following example, there are 25 projects in the GB-wide queue for this particular technology, which are split across 3 zones.

For simplicity, each project is assumed to have the same 100MW capacity.

The 25 projects are allocated provisionally to each zone. Projects 15 and 17 exceed the 2030 zonal permitted capacity but are 'protected'. **The projects in the provisional allocations with the latest queue positions (projects 18 and 22) are removed** to accommodate projects 15 and 17 being added. This results in the revised zonal allocation.



The 2030 permitted capacity for each zone is now recalculated as shown in the table.

This process would be repeated for the 2035 permitted capacity for each technology with a zonal breakdown. Projects 18 and 22 would be reconsidered for alignment to the 2035 requirements.

Zone	2030 Permitted Capacity	Total Capacity of 'Protected' Projects	Adjusted 2030 Permitted Capacity
1	400 MW	600 MW	600 MW
2	500 MW	300 MW	500 MW
3	700 MW	400 MW	500 MW

Figure 12: Example of adjusting zonal allocations and permitted capacities

5.15 Managing cases of undersupply against CP30 Action Plan permitted capacities

5.15.1 If, after aligning the queue to the CP30 Action Plan and rebalancing the zonal capacities, there is a shortfall of capacity in the revised queue against a **2030** technology permitted capacity, this will be managed either through **zonal substitutions** or **reservation of capacity for undersupply**.

5.15.2 If, after aligning the queue to the CP30 Action Plan and rebalancing the zonal capacities, there is a shortfall of capacity in the revised queue against a **2035** technology permitted capacity, this will only be managed through **zonal substitutions**. [5.17.7](#) explains why reservation of capacity is not required for the 2031–2035 period prior to the publication of the first SSEP.

5.15.3 Where NESO considers it clear that undersupply is a result of a more systemic issue such as supply chain delays, NESO will advise Government and provide support on any appropriate policy intervention.

5.16 Zonal substitutions to address undersupply (1/2)

5.16.1 Where undersupply is a result of a zonal imbalance against the CP30 Action Plan, NESO will determine whether adjusting the capacity allocated to adjacent zones will resolve the issue.

5.16.2 This will only be permitted where **all** of the following criteria are met:

- a) The undersupply in zone A and the oversupply in zone B relate to the same technology
- b) Zone A and zone B are geographically overlapping or adjacent zones
- c) The project(s) in zone B are not known* to have a significantly worse impact on local constraints than a project connecting in zone A

5.16.3 For the avoidance of doubt, substitution between overlying or adjacent transmission and distribution zones is also permitted.

5.16.4 This approach is outlined in [Figure 13](#) and is designed such that planning status is a factor in determining which projects are 'substituted'.

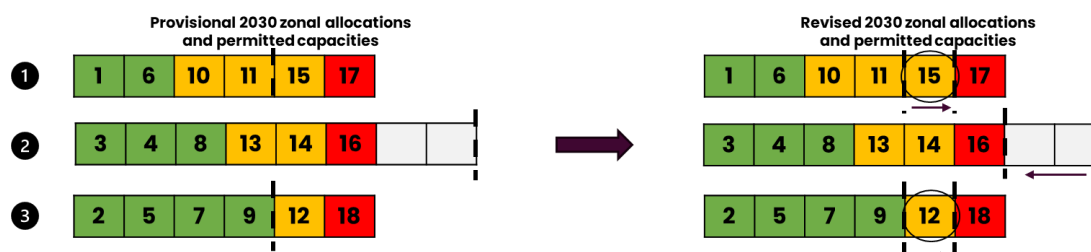
** this will be determined prior to detailed network studies and as such will only consider clear cases that are known based on existing projects and/or that can be clearly demonstrated through a high-level examination of the network and constraint boundaries*

5.16 Zonal substitutions to address undersupply (2/2)

5.16.5 Substitution does not require a change to the connection location of the project(s) in question; rather, the permitted capacity would be increased to accommodate the additional capacity in one zone and another zone's permitted capacity would be decreased to ensure alignment to the overall GB requirement is maintained. This is explained in [Figure 13](#).

In this example, there are 18 projects in the GB-wide queue for this technology which are split across 3 zones. **Each project has the same 100MW capacity.**

These projects are provisionally aligned within each zone. Projects 12, 15, 17 and 18 exceed the 2030 zonal permitted capacities of Zones 1 and 3; meanwhile there is undersupply in Zone 2. **The projects that have the earliest queue positions and are outwith their zonal permitted capacities (projects 12 and 15) are added to their zones** to substitute for the undersupply in Zone 2. This results in the revised zonal allocation shown below.



The 2030 permitted capacity for each zone is now recalculated as shown in the table.

This process would be repeated for the 2035 permitted capacity for each technology with a zonal breakdown. Projects 17 and 18 would be reconsidered for alignment to the 2035 requirements.

Zone	2030 Permitted Capacity	Oversupply / Undersupply	Adjusted 2030 Permitted Capacity
1	400-MW	+ 200-MW oversupply	500-MW
2	800-MW	- 200-MW undersupply	600-MW
3	400-MW	+ 200-MW oversupply	500-MW

Figure 13: Example of using zonal substitutions to address undersupply

5.17 Reserving capacity to address undersupply (1/2)

5.17.1 If undersupply against the 2030 permitted capacity cannot be resolved by zonal substitutions, then capacity and connection points will be reserved to support timely connections of this technology type in future. For example, if there is 1.5 GW of onshore wind in a zonal queue, the 2030 permitted capacity for onshore wind in that zone is 2 GW, and no substitutions were possible, 500 MW would be reserved for onshore wind in that zone.

5.17.2 Not reserving connection points and capacity would mean that this capacity would instead be allocated to projects of other technology types which are required to meet a later permitted capacity. Using the previous example, if the 500 MW were not reserved for onshore wind, then the next projects in the queue in that zone would be offered the capacity. If the 2030 solar requirement had already been met in that zone,

the next projects in the queue might be projects contributing towards the 2035 solar permitted capacity. This could result in the 2035 solar projects being connected earlier than they are needed, meanwhile future onshore wind projects needed for 2030 could be delayed as they would be at the end of a longer connections queue when they ultimately join it.

5.17.3 Reservations will take the form of 'placeholder projects' in the connection queue, with a substation bay allocated to them where possible. Zones with undersupply against the 2030 permitted capacity will be publicised once the alignment to the CP30 Action Plan is complete, along with details of any reservations made in relation to undersupply. See [Section 5.18](#) for a full list of the information that will be published in relation to this exercise.

5.17.4 Reservations for undersupply will be added to the queue such that the largest cases of undersupply are given the earliest queue positions. For example, if in a particular zone there is an undersupply of 500 MW of solar and 1GW of onshore wind, then the onshore wind reservation would receive an earlier queue position. [Section 5.19](#) shows how reservations for undersupply will be added to the queue ahead of TO reassessment.

5.17.5 Reservations for undersupply will not be held for a particular project. Any project that addresses the technology undersupply in that zone and meets the Gate 2 Readiness Criteria will be able to apply to Gate 2 and seek to make use of this reservation. These reservations will not be held exclusively for projects that match the specification of the placeholder exactly.

5.17 Reserving capacity to address undersupply (2/2)

5.17.6 The PoC and project specifications attributed to these 'placeholder projects' will be based on the availability of bays and substation capacity within the zone. Substations with a history of connections of that technology type (indicating project viability) will be prioritised, as will those where a connection of this technology would help to alleviate rather than exacerbate constraints. When studying these reservations, TOs may also

~~study a range of locations or more onerous conditions to ensure projects that do not exactly match the placeholder can still be accommodated.~~

~~5.17.7 Reservations will not be made for undersupply against the 2035 permitted capacity.~~ As applications for 2036+ connections will not be accepted until SSEP is published (except for projects that meet strategic alignment criteria a) or d), and ‘very long lead time’ Designated Projects under strategic alignment criteria c)), the queue will not extend beyond projects aligned to the 2035 permitted capacity for each technology. As such, any projects addressing 2035 undersupply can join the end of the queue when applying to Gate 2 in a future Gated Application Window.

~~5.18 Publishing the queue revision outcome~~

~~5.18.1~~ Once both the Gate 2 Readiness and Gate 2 Strategic Alignment Criteria have been applied to the existing queue, NESO will publish the outcome of this activity in a sufficiently anonymised and amalgamated fashion. This will inform existing and prospective Users of the revised status of each zone for each technology (e.g. showing any remaining permitted capacities) and inform future applications to Gate 2.

~~5.18.2~~ Based on the outcome of the Gate 2 Criteria assessment and as soon as reasonably practicable, the following will be published for each zone by NESO to the extent it is practicable (and where it does not result in individual projects being identifiable):

- ~~a) MW volume of projects that are expected to receive a Gate 2 offer, broken down by allocations to Phase 1 and Phase 2~~
- ~~b) MW volume of projects that are expected to receive a Gate 1 offer (or, for small and medium embedded Users, revert to an existing DNO offer)~~

- ~~e) MW volume of 'protected' projects deemed to have met Strategic Alignment Criteria a)~~
- ~~d) Detail of any substitutions made to account for 'protected' projects or undersupply~~
- ~~e) Detail of any changes made to the permitted capacity in the zone as a result of substitutions~~
- ~~f) MW volume of 'project specific' Gate 1 reservations and the reasons for these~~
- ~~g) MW volume of 'non-project specific' Gate 1 reservations (including undersupply) and reasons for these~~
- ~~h) MW permitted capacity (per technology) remaining that is available for future Gated Application Windows~~
- ~~i) Total MW volume of designated projects and reasons for these~~
- ~~j) The "EA Register" (containing the information which would have been included under CMP435 WACM1, where users provide consent)~~

5.18.3 If, for any of the information listed in 5.18.2, a zonal breakdown will result in individual projects being identifiable, this data will be amalgamated and presented for larger zones (e.g. Transmission Zone 1 and Distribution Zone 1 combined, all zones in Scotland combined, etc.)

5.18.4 5.18.2 e) and 5.18.2 h) will not be amalgamated to provide clarity ahead of the next CMP434 application window as to where permitted capacity has not yet been reached.

5.18.5 For the avoidance of doubt, 'permitted' and 'available' capacity in the above context refer to the capacity totals outlined in the CP30 Action Plan. Where this permitted capacity has not yet been reached in a zone, there is 'available' capacity remaining in that zone. This is not illustrative of the actual capacity available on the network, which may be greater or lesser than the 'permitted' capacity for future applications.

5.19 Regional study preparation (1/2)

5.19.1 The Phase 1 and Phase 2 sub-queues for each in-scope technology in each zone will initially be formed as shown in Section 5.7. These sub-queues will then be recombined into the GB-wide queue along with Designated Projects and projects not in scope of the CP30 Action Plan. From here, NESO and TOs can apportion the queue into regions appropriate for studies.

5.19.2 Once the appropriate study regions have been determined and the associated queue has been formed, any projects which were selected for Gate 1 Connection Point and Capacity Reservation **and do not yet have a confirmed connection point** will be added to the end of the relevant 'Phase'. Those selected for connection point and capacity reservation will be ordered such that onshore projects are placed ahead of offshore projects. This ordering only applies to reservations and not to onshore and offshore projects more broadly. See Section 6.5 for more information on Connection Point and Capacity Reservation.

5.19.3 Figure 14 on the following page shows an illustrative example of how Gate 1 connection point and capacity reservations and undersupply reservations will be added to a regional study queue:

5.19.4 Reservations for specific projects will be placed ahead of non-project specific reservations. The order of project-specific reservations relative to each other will be determined by their existing relative queue position:

5.19.5 There are expected to be very few, if any, Gate 1 connection point and capacity reservations made for offshore projects in Phase 1, due to their longer lead times and therefore low likelihood of being able to connect in 2030 or earlier if they have not yet met the Gate 2 Readiness Criteria. Similarly, there are likely to be minimal reservations made for undersupply of offshore projects in Phase 1.

5.19.6 Where Gate 1 Connection Point and Capacity Reservations are made for projects which have already had their connection point confirmed, these will not be treated as 'new' reservations and will retain their existing relative queue positions. See [Section 5.23](#) for more information:

5.19.7 As highlighted in [5.17.4](#), reservation for undersupply will be added to the queue such that the largest cases of undersupply are given the earliest queue positions:

5.19.8 Figure 14 does not show any undersupply reservations for the Phase 2 (2031–2035) period, as reservations will not be made for undersupply against the 2035 permitted capacity. See [section 5.17.7](#) for further detail.

5.19 Regional study preparation (2/2)

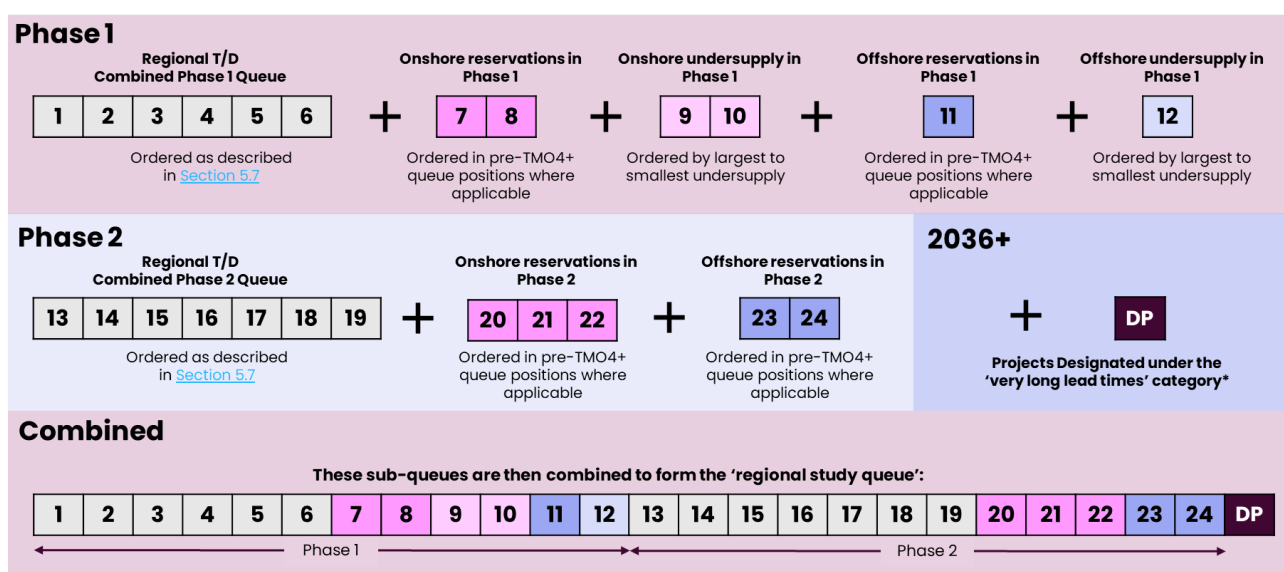


Figure 14: Example of how reservations will be added to a regional study queue.

~~* and any other projects eligible to for a connection beyond 2035, due to meeting Strategic Alignment Criteria a) or d)~~

~~5.20 Approach to the Existing Application Gated Design Process~~

~~**5.20.1** The stage of the Gate 2 to Whole Queue process in which projects are reassessed is referred to as the Existing Application Gated Design Process.~~

~~**5.20.2** Once the regional study queue has been formed, NESO and TOs can prepare for reassessment of these projects. NESO first creates Construction Planning Assumptions (CPAs) and confirms which projects should be assessed against which set of CPAs. This determines the scenarios and associated generation background against which the projects in question will be studied. These CPAs are then provided to TOs to use in their studies.~~

~~**5.20.3** Through studying the network under several scenarios (e.g. winter case, summer outage case, high import, high export etc.), the relevant TO will determine the limitations of the network with the proposed connection in place. The types of assessments undertaken within connection offer timescales will include thermal, fault level and infeed loss assessments. The relevant TO may identify specific cases where additional studies are required (e.g. NPS, rotor angle or voltage stability) however these will normally be conducted at a later date, prior to connection.~~

~~5.20.4~~ The relevant TO will then propose any additional reinforcements required to facilitate the connection.

~~5.20.5~~ Of the reinforcements identified, how these are categorised as enabling and wider works will be covered in the **Connect and Manage Guidance**.

~~5.20.6~~ Categorisation of works for charging purposes is covered in **CUSC Section 14**.

~~5.20.7~~ Where a User has expressed a preferred alternative PoC alongside their submission of Gate 2 Readiness evidence, NESO and the TOs will endeavour to consider this preference as part of the reassessment process.

~~5.20.8~~ Through this reassessment process, it is likely that projects will encounter consequential changes to their existing User Commitment or Final Sums liabilities and securities. Any such changes will be set out within the Gate 2 Modification Offers, and liabilities and securities will continue to be calculated under existing arrangements within the CUSC e.g. as per **CUSC Section 15** in respect of User Commitment.

5.21 “End of Queue” study concept

~~5.21.1~~ TOs will reassess the existing queue in three stages: first, the projects in Phase 1 will be assessed, followed by the projects in Phase 2, and finally any projects that meet Strategic Alignment Criteria a), c) or d) and are due to connect beyond 2035.

~~5.21.2~~ For assessing Phase 1 and Phase 2, an “End of Queue” study will be conducted to allow the TOs to understand the infrastructure required to, where possible, facilitate connection of the Phase 1 projects by 2030 and the Phase 2 projects by 2035. **Figure 15** introduces the concept of an “End of Queue” study and shows how this would be approached on a regional basis. This approach will be repeated when studying the Phase 2 projects and may then also be used for any 2035+ projects if required.

~~5.21.3~~ Forming the regional study queue in this way facilitates the collective assessment of Gate 1 offshore projects requiring connection point and capacity reservation. Grouping these projects enables a more coordinated connection to be developed and several onshore interface/connection points to be considered without impacting the rest of the queue.

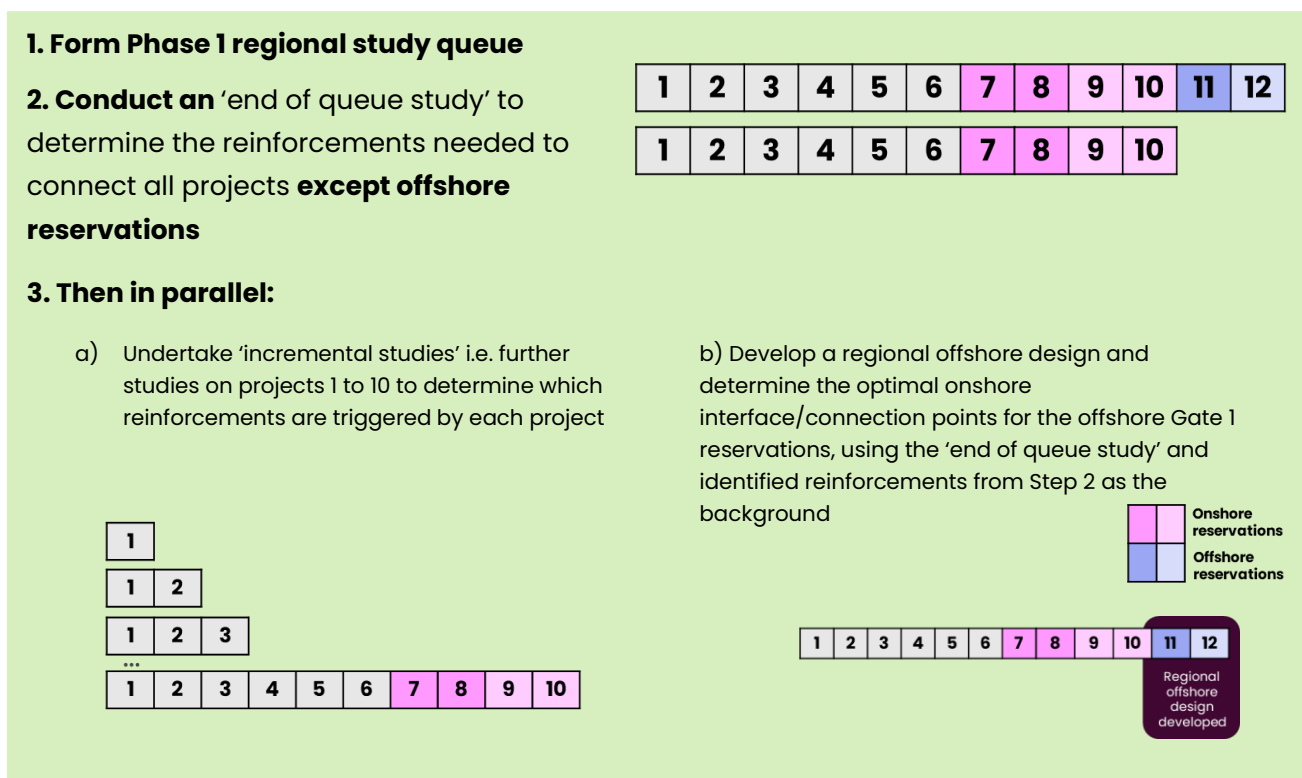


Figure 15: Example of how the Phase 1 queue will be assessed for each study region

5.22 Incremental studies (1/2)

5.22.1 For each "End of Queue" study, projects will be reassessed against the existing plan of transmission reinforcement works. These studies will identify any changes required to the delivery timescales of these works, as well as identifying any new requirements for local works.

5.22.2 TOs will use a combination of queue-based and year-based studies to re-optimize the planned works and then determine which projects trigger or are dependent on these works. It is changes to these works and their delivery dates which can facilitate advancement for projects which have requested it.

5.22.3 The potential removal of enabling works will still be considered for projects that do not request advancement. See [Figure 16](#) for an example of how this will be conducted.

5.22.4 Queue-based studies involve assessing a project against all the other projects ahead of it in the queue, regardless of the year in which those projects are due to or requesting to connect. Year-based studies focus only on the projects that will be connected before or within the year being studied. The former is required to determine

which works each individual project triggers. The latter can be used to identify cases for further advancement where appropriate.

5.22.5 There may be cases where not all projects need to be reassessed individually. Smaller projects may be combined and assessed collectively, where it is likely that the group of projects will all receive the same or a similar outcome from the assessment.

5.22.6 TO discretion will be applied to determine when it is suitable to group projects for assessment. In cases where a group of projects are found to trigger a reinforcement, further studies may be conducted as required to determine which projects in that group trigger the reinforcement.

5.22 Incremental studies (2/2)

5.22.7 By preserving the **relative** queue position of projects in Phase 1, NESO and TOs minimise the risk of projects that do not request advancement being negatively impacted by the reassessment of other projects.

5.22.8 Although it is possible that projects will receive a later connection date following this reassessment, it is anticipated to be a rare outcome when reassessing projects that align to the 2030 permitted capacity.

5.22.9 **Figure 16** shows how projects will be reassessed against the previously identified programme of works. This is a simplified and illustrative example which assumes a project's queue position aligns with their order of connection.

5.22.10 Due to the revised queue order in Phase 2, the required reinforcements and their associated delivery plans are more likely to change.

Pre-TMO4+	Application of Gate 2 criteria	Reassessment of remaining projects:

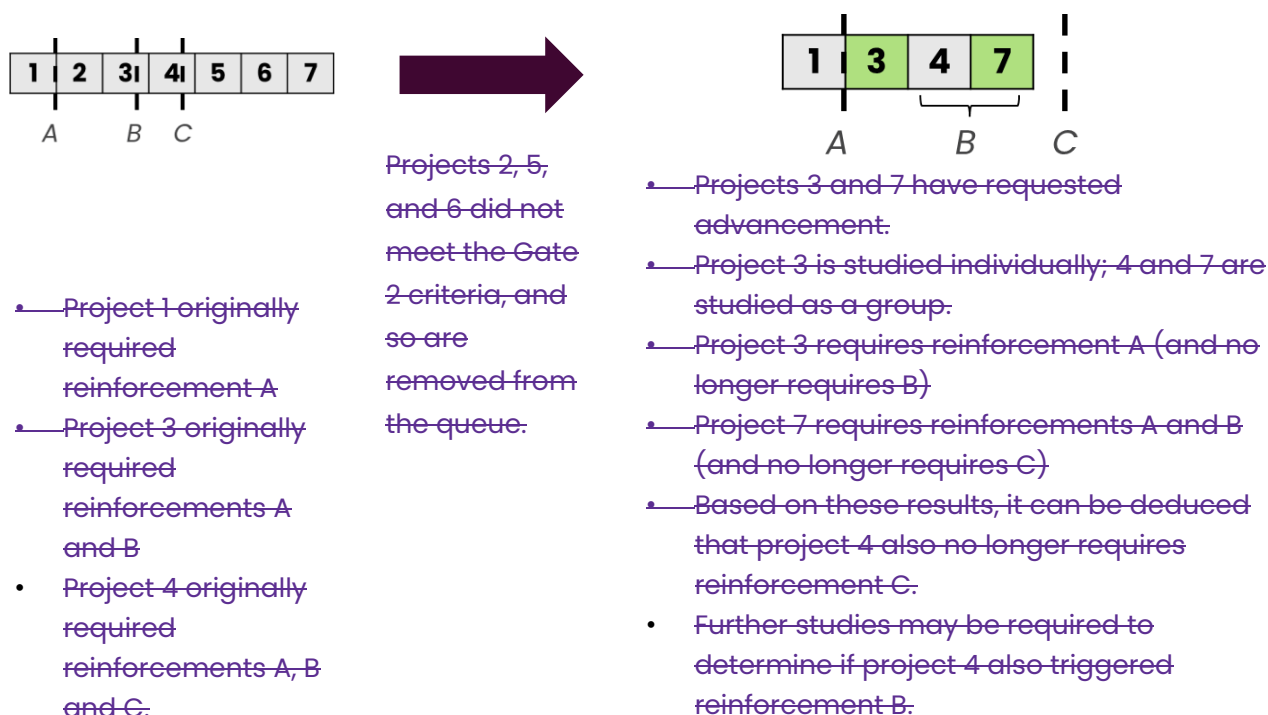


Figure 16: Example of how Phase 1 will be reassessed

5.23 Regional Offshore Design

5.23.1 Offshore projects must be assessed separately due to the additional assessment required to determine their onshore interface/connection point. This is more effectively managed by grouping these projects together at the end of the queue. See [Section 5.21](#) for further explanation.

5.23.2 The regional offshore design will resemble that of the previous [Connection and Infrastructure Options Note \(CION\)](#) process, whereby several connection options are assessed from an economic and environmental perspective in addition to assessing their impact on the overall transmission system.

5.23.3 For the Gate 2 to Whole Queue assessment, it is expected that the majority of projects requiring a CION-type assessment will have already been through this type of assessment previously and had their onshore interface/connection point confirmed as a result. In these cases, the projects will be in scope of the 'incremental studies' as outlined in [Section 5.22](#).

5.23.4 Offshore projects which are within scope of the Holistic Network Design (HND) or HND Follow-up Exercise (HND FUE) will have already been assessed via these separate

processes. As in 5.23.3, such projects will therefore already have had their onshore interface/connection point already confirmed. In these cases, the projects will also be in scope of the 'incremental studies':

5.23.5 Therefore, only those offshore projects which require a new regional offshore design (i.e. where not having previously been through a process set out in 5.23.3 or 5.23.4 to identify the onshore interface/connection point) will need to be separately assessed as per 5.23.1 (and Section 5.21):

5.24 Reassessment of relevant embedded generation (1/2)

5.24.1 Where appropriate, assessments will also be undertaken at Grid Supply Points (GSPs) to determine any further local or GSP works required to connect relevant embedded projects. These assessments will enable TOs to identify requirements for e.g. new Super Grid Transformers (SGTs) or any requirements to resize those previously proposed.

5.24.2 The relevant TO will identify the scenarios where a GSP may require reassessment. NESO expect TOs to prioritise the following scenarios when determining which GSPs require reassessment as part of the Gate 2 to Whole Queue exercise:

- a) Where a high percentage of projects previously contracted to connect at the GSP have been removed from the queue following the application of the Gate 2 Criteria
- b) Where a high number of Project Progressions are associated with a single GSP

~~e) Where works associated with new SGT(s) have been triggered~~

~~**5.24.3** Technical Limits will continue to be used to facilitate the connection of relevant embedded generation before transmission reinforcement works have been completed.~~

~~**5.24.4** In areas where Technical Limits are not currently in place, other design variations will be explored to facilitate earlier connections under temporary restrictions to availability.~~

5.24 Reassessment of relevant embedded generation (2/2)

~~**5.24.5** If a Phase 1 project cannot be connected in 2030 or earlier under a firm (or enduring non-firm) connection, it will be assessed against the Technical Limits for 2030 and connected earlier under temporary restrictions to availability where possible.~~

~~**5.24.6** Where Phase 2 projects have requested to connect before 2030, these projects will be assessed against the Technical Limits for 2030 and connected earlier under temporary restrictions to availability where possible. These projects will remain aligned to the 2035 permitted capacity for the purposes of queue position and the date of their full connection, whether that be a firm connection or a connection under enduring restrictions on availability. Their earlier connection date under temporary restrictions will not result in them being counted towards the 2030 permitted capacity.~~

~~**5.24.7** Projects which do not align with the 2030 or 2035 permitted capacities will not be permitted to connect under Technical Limits. This will apply until the SSEP outlines a permitted capacity beyond 2035. At this point, projects that align to the 2035+ permitted capacity will be considered against 2035 Technical Limits where appropriate.~~

5.24.8 Projects eligible to connect under Technical Limits (or an equivalent Design Variation) are shown in **Figure 17**.

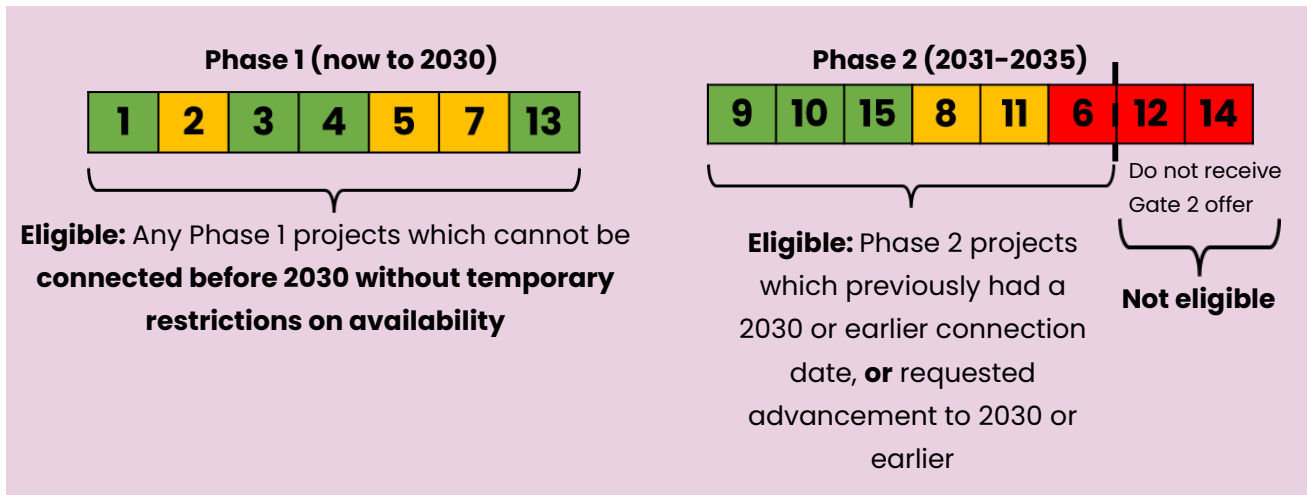


Figure 17: Projects eligible to connect under Technical Limits

5.25 Advancement Requests

5.25.1 As part of the Gate 2 to Whole Queue exercise, capacity will be “freed up” by projects that have not met the Gate 2 Criteria being removed from the queue.

5.25.2 Alongside submitting evidence that they have met the Gate 2 Readiness Criteria, Users can also submit a modification application and request that their project is considered for advancement as part of the Gate 2 to Whole Queue exercise.

5.25.3 By reassessing the project against the updated background of fewer connection projects, it may be possible to offer an improved connection date. Requesting advancement does not guarantee that the connection date of a project will be advanced. In areas of the network where most projects have met the Gate 2 Criteria, there may be limited potential for advancement.

5.25.4 There is an expectation that Users will conduct the necessary due diligence before confirming their earliest advancement year and be confident that they will be able to commit to this when updated offers are issued. The implications of not accepting an advancement are explained further in [Section 5.28](#).

5.25.5 For relevant embedded generation projects, the User will need to provide this information to the DNO. The DNO will then include this in their submission to NESO when confirming which projects have

met the Gate 2 Criteria. DNOs will triage this advancement request and indicate any network limitations preventing advancement to the extent it has been requested. This is explained further in [Section 5.8.3](#).

5.25.6 As part of their advancement request, Users will be able to advise whether they still wish to be considered for advancement if it results in a change to their existing PoC. For example, a User may have originally applied to connect at a substation that was at full capacity, and so the User may have been offered a connection at an alternative substation. Once the Gate 2 Criteria has been applied to the queue, bays may become available at the originally requested substation, and changing the PoC to that substation may facilitate advancement.

5.25.7 NESO and TOs will endeavour to accommodate a project's PoC preference, but there may be cases where this is no longer available or optimal and a different PoC needs to be assessed.

5.25.8 Projects which align to the 2035 permitted capacity rather than 2030 permitted capacity will still be considered for advancement to pre-2031 where, after all 2030 permitted capacity projects have been assessed, there is still capacity available on the network prior to 2031.

5.26 Considering existing agreement terms in advancement requests

5.26.1 Where a User with an existing agreement has requested advancement, their project will be assessed for advancement in line with the terms of their existing agreement. For example, a User with a firm connection will be assessed to determine if their firm connection date can be advanced. Similarly, User with enduring restrictions on availability will have their projects assessed for an earlier connection with the same enduring restrictions, where it is clear those would still apply.

5.26.2 Where a User requesting advancement has an existing connection agreement with temporary restrictions on availability, and these restrictions are no longer required against the revised queue and network background, reassessment without these restrictions applied may result in advancement to the User's connection date. Where there is a change to the identified reinforcement works, rather than simply a removal, the existing restrictions will be reviewed to determine if they are still applicable or need to be amended.

~~5.26.3~~ The cases in 5.26.2 are also applicable to Users with existing accelerated storage agreements. Where changes to reinforcement works necessitate updates to the supplementary information (e.g. historic outage data), NESO will be able to supply this only for existing reinforcements and not those newly identified as part of the reassessment exercise.

~~5.26.4~~ If the advancement request cannot be met by the assessments conducted in line with 5.26.1 and 5.26.2, the potential for further advancement under new restrictions on availability will be evaluated on a case-by-case basis.

~~5.26.5~~ The further advancement described in 5.26.4 will only be considered in cases where the wider Main Interconnected Transmission System (MITS) reinforcement work is on the critical path of the connection, and TO discretion will be applied to determine if this should be pursued. The User can indicate that they would like to be considered for this type of further advancement in their advancement request.

5.27 Gate 2 Offers

~~5.27.1~~ As the Gate 2 to Whole Queue assessment process will assess 2030 and then 2035 permitted capacity projects, it is possible that some Gate 2 offers may be issued earlier than others. NESO intend to issue offers in batches as and when these are ready.

~~5.27.2~~ As demonstrated in Section 5.22, Users who did not request advancement may find their updated Gate 2 offer terms change as a result of the reassessment exercise. For those aligning to the 2030 permitted capacity these changes are primarily expected to relate to Transmission Reinforcement Works, which could then result in changes to User Commitment or Final Sums liabilities and securities.

~~5.27.3~~ In certain circumstances, e.g. where projects with contracted connection dates of 2030 or earlier are aligned to the 2035 permitted capacity rather than the 2030 permitted capacity, these Users may receive updated offers with a later connection date compared to their original date.

5.27.4 In limited circumstances, this may also result in a change to the PoC. For example, a bay that was originally assigned to a project that has now been aligned to the 2035 permitted capacity may be reallocated to a project that aligns to the 2030 permitted capacity.

5.27.5 NESO and TOs will endeavour to minimise cases where a PoC is changed and this is not in line with the preference expressed by the User. However, the relevant TO will have greater discretion to amend Points of Connection where the TO has agreed to build the connection out to the User. In cases where the User is responsible for building the connection to the connection site, the relevant TO will take into account the impact of the User's build in changing the PoC.

5.28 Offer terms when a project has been advanced (1/2)

5.28.1 Where a User requested advancement and this is consequently validated by TOs through network studies, the User will receive a Gate 2 offer with an advanced connection date and updated transmission works, securities and liabilities. Users may also be offered a different PoC, for example in cases where a substation was previously at full capacity, but now has available bays.

5.28.2 Users will then have the option to either accept the offer, allow it to lapse, or request a reoffer for their original connection date during the offer acceptance period. The latter option will not be permitted in the cases outlined in 5.28.4 and 5.28.5.

5.28.3 Where an offer lapses, the User will receive a Gate 1 Offer via a Gate 1 ATV. This option is only available for transmission-connected users. Relevant embedded Users will retain their existing agreement with the DNO, however this will become indicative and subject to a future Gate 2 Assessment if the User chooses to reapply in a future Gated Application Window.

5.28.4 If requesting a reoffer for their original connection date, the User will need to agree to all other new terms of their offer including PoC, securities and liabilities, and transmission

reinforcement works, where these have changed. As the project has not been reassessed against the reinforcement works outlined in the original agreement, where these have changed, it will not be possible to revert to these and the securities associated with them. Similarly, the original PoC may no longer be available and may have been reallocated to another project, therefore the newly offered connection point must also be retained.

5.28.5 The option to request a reoffer will not be available in cases where a User previously had a connection date of 2031 or later, but has requested advancement to pre-2030 and as a result their project capacity is deemed to align to the 2030 permitted capacity. This is to discourage advancement requests being made solely to enable consideration against the 2030 permitted capacity, when the User knows they are not able to deliver the project by 2030 or earlier.

5.28.6 Similarly, if the User's original connection date is later than 2035, reverting to that date after requesting advancement to 2035 or earlier will not be permitted.

5.28 Offer terms when a project has been advanced (2/2)

5.28.7 If advancement is not possible and the connection date offered is later than the contracted connection date, there will not be an option to revert to the original connection date. This is because the original conditions under which the contracted connection date was issued are no longer achievable following the reordering of the queue and consequential amendments to the Transmission Reinforcement Works. The connection date which is offered as an outcome of the Gate 2 to Whole Queue reassessment will be the earliest date it is possible to connect the User and therefore the previous (earlier) contracted date cannot be reverted to.

5.28.8 The earliest advancement that will be offered will be the earliest date requested by the User. Where network studies indicate that further advancement could be facilitated, this will not be offered.

5.28.9 Once offered an advancement, a User will not be able to negotiate an advancement less than that which has been offered. For example, if a project had an

Public

~~original connection date of 2032, and the User requested advancement to 2028 and was offered this, they would not then be able to request a lesser advancement to a date between 2029 and 2031.~~

Public

6. Gate 1 Assessment

This section provides an overview of the purpose of a Gate 1 application, and the connection point and capacity reservation process for eligible projects at Gate 1.

6.1 Gate 1 Assessment

6.1.1 The figure below shows the Gate 1 Assessment in the context of the overall CND process.

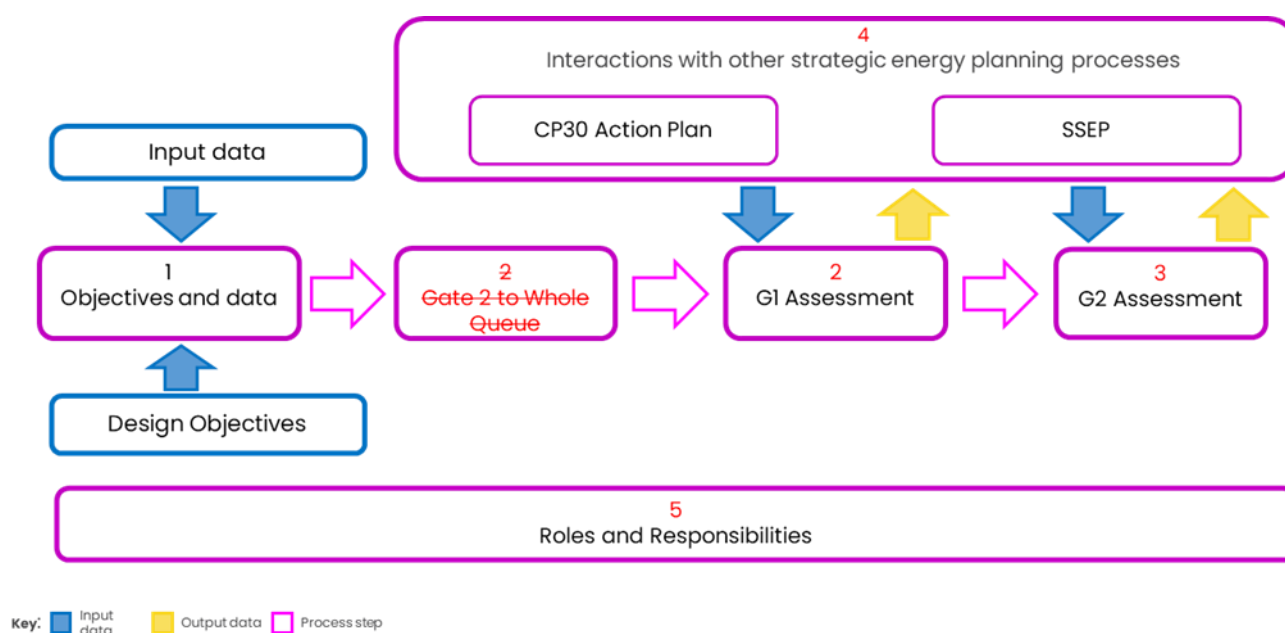


Figure 5.18: Gate 1 Assessment in the CND process

6.2 Purpose of a Gate 1 application

6.2.1 Applying to Gate 1 is optional, and provides three benefits:

- 1) It provides the User with an indication of the connection dates being offered for similar projects in the area they have applied to connect
- 2) It facilitates the reservation of connection points and capacity for eligible projects (see [Section 6.5](#))
- 3) Informs certain types of [anticipatory investment](#)

6.2.2 Gate 1 is not applicable for relevant Small and Medium Embedded projects.

6.3 ~~Gate 1 offers for existing agreements (CMP435)~~ **Not Used**

~~**6.3.1** Users with existing agreements (directly connected or Large Embedded) that are deemed not to meet the Gate 2 Readiness or Strategic Alignment Criteria will be issued a Gate 1 offer via an AtV.~~

~~**6.3.2** This offer will contain the connection date and connection location that was in the existing agreement, however this will now be indicative. It will not determine or influence the queue position, connection date or connection location that is allocated if a User later applies to Gate 2 and receives a Gate 2 offer, except in cases where a connection point and capacity are reserved (see [Section 6.5](#)).~~

6.4 Indicative Connection Date and Connection Location for new Gate 1 Applications ~~(CMP434)~~

6.4.1 Users that apply to Gate 1 and are not selected for connection point and capacity reservation will receive a Gate 1 offer with an indicative date and indicative connection location. For these projects, the indicative date and indicative connection location will be determined through a desktop exercise and will be based on recent Gate 2 offers made to Users with projects of a similar technology and capacity, connecting in the same or a nearby location.

6.4.2 NESO will conduct this desktop exercise and will share preliminary results with the relevant TO for review.

6.4.3 A Gate 1 Offer is designed to give a realistic indication of the offer that could be made if a User were to apply in the next Gate 2 application window. Any variance between the indicative offer received at Gate 1 and the full offer received at Gate 2 will primarily be due to the volume of other projects that apply (and meet the Gate 2 criteria) ahead of the project in question, as well as any further network reinforcements that may be triggered by these projects.

6.4.4 Where a permitted capacity for a particular technology has been reached, the indicative date for a Gate 1 project would be set to a date later than the date of the permitted capacity period. For example, if there were sufficient storage capacity in the queue in a particular zone to meet the 2035 permitted capacity, then any storage projects exceeding that permitted capacity would receive an indicative date of 2036 or later in their Gate 1 offer. If there were cases where the 2035 permitted capacity was expected to be achieved later than 2036, the indicative date received would be later than 2036.

6.4.5 A Gate 1 offer will not determine or influence the queue position, connection date or connection location that is allocated if a User later applies to Gate 2 and receives a Gate 2 offer, except in cases where a connection point and capacity are reserved at Gate 1 (see [Section 6.5](#)).

6.5 Connection Point and Capacity Reservation at Gate 1

6.5.1 NESO may reserve connection points and capacity for as yet unknown projects (non-project specific reservations), as well as for specific Gate 1 projects that require it (project-specific reservations). Examples of the types of reservation NESO may make include those for:

- a) undersupply against CP30 Action Plan 2030 permitted capacities
- b) future Network Services Projects ahead of tendering
- c) facilitating network competition
- d) facilitating future leasing rounds initiated by The Crown Estate and Crown Estate Scotland
- e) ad-hoc Interconnector, Offshore Hybrid Asset, or non-GB Generation projects

6.5.2 If a DNO identifies a relevant embedded project which could benefit from connection point and capacity reservation, they can notify NESO and submit relevant information on behalf of the project for consideration by NESO.

6.5.3 Where these reservations require a full assessment akin to a project at Gate 2, these assessments will be conducted alongside Gate 2 assessments. See [Section 7.10](#) for how these projects will form part of the Gate 2 Tranche queue. ~~(Section 5.19 for Gate 2 to Whole Queue).~~

6.5.4 For the purposes of network studies, where capacity is being reserved (and not solely a PoC), Gate 1 reservations will be treated as though they have met Gate 2 and assigned a queue position.

6.5.5 Reservations of type (e) can be used to determine a PoC for projects at Gate 1 which are unable to meet the Gate 2 Readiness Criteria until their onshore PoC is confirmed. Where these reservations are made for and contracted with a specific User (rather than being held by NESO until assigned to a User), there will be a bilaterally agreed minimum reservation period with an annual review thereafter, to ensure the reservation is not held indefinitely.

6.5.6 The type of Gate 1 reservation in 6.5.5 will provide the detail of the reserved connection point, capacity and connection date in the Gate 1 Offer; however, this will be conditional on the project meeting the Gate 2 Criteria and accepting a Gate 2 offer prior to the reservation expiry date.

6.5.7 Non-project specific reservations will only be reserved for as long as reasonably required. Where reservations are not assigned to a project during the queue formation exercise, they will be periodically reviewed and an updated explanation of intent will be published, if and where this is necessary and not commercially sensitive. It is expected that all open reservations will also be considered as part of SSEP and revised where necessary.

6.5.8 Information about reservations made in a Gated Window will be published where possible, as outlined in [Appendix 3, Section 5.18.2](#).

6.6 Anticipatory Investment

6.6.1 NESO consider the following to be forms of anticipatory investment:

- a) prioritising more economic and efficient solutions by undertaking a coordinated network design
- b) progressing network build for certain Gate 1 reservations
- c) forecasting future connections and progressing network build ahead of these

6.6.2 Prior to SSEP being published, the focus will be on type a) and b) to build the network that is needed to deliver the 2030 and 2035 capacities within the CP30 Action Plan. The “End of Queue study” concept described in [Appendix 4 Section 5.21](#) provides a view of the network at a point in time (e.g. 2035) and allows the relevant TO to begin planning and building towards that sooner. Prior to TMO4+, applications were assessed largely on a project-by-project basis and therefore more incremental reinforcements were identified to connect those individual projects. By looking out to the end of the queue, NESO and TOs can determine the ‘end state’ and work towards that in the most efficient way possible.

6.6.3 Projects that meet Strategic Alignment Criteria allowing them to request a connection after 2035 will also be built for and included in network design where they meet the Gate 2 Readiness Criteria.

6.6.4 For anticipatory investment type 6.6.1 b) NESO expect network build to progress for Connection Point and Capacity Reservations that have an associated User i.e. project-specific reservations. Non-project specific reservations which are to address a need (e.g. Network Services procurement, undersupply) where there is not yet an associated User will be assessed on a case-by-case basis to determine if it is appropriate to progress network build. Where the network requirements are clear and there are few alternatives to meet the requirement, then this may be recommended to proceed ahead of the reservation being issued to a User.

6.6.5 ~~NESO~~We expects anticipatory investment of type 6.6.1 c) to be minimal prior to the first SSEP publication, as until then ~~we~~the focus will be ~~focussing~~ on maximising existing network capacity to 2030 and optimising the network plan to 2035. With the introduction of SSEP there will be a longer-term view of need, accompanied by the necessary spatial information to give NESO and TOs confidence that anticipatory investment will be utilised.

6.6.6 Once TMO4+ is more established, NESO believes there will be a stronger case for using Gate 1 projects that align to future strategic plans to inform anticipatory investment. For relevant embedded generation and demand, the ongoing [GC139 grid code modification](#) proposes to extend existing demand forecasts to cover generation and provide an equivalent data source for this group of projects.

7. Gate 2 Assessment

This section applies for all Gated application windows **following the initial and one-off Gate 2 to Whole Queue exercise**. It provides an overview of the queue formation process and Gated Design Process for new Gate 2 applications that have met the Gate 2 Readiness Criteria.

7.1 Gate 2 Assessment

7.1.1 The figure below shows the Gate 2 Assessment in the context of the overall CND process.

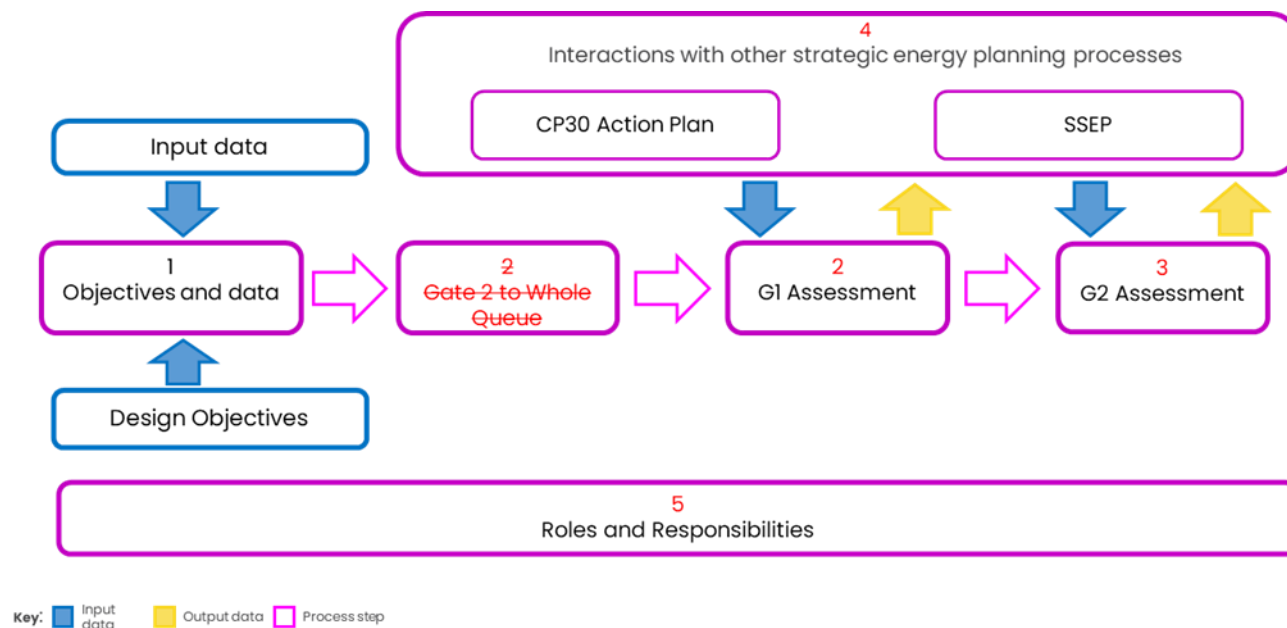


Figure 6.19: Gate 2 Assessment in the CNDM process

7.2 Application of the Gate 2 Strategic Alignment Criteria to the Gate 2 Tranche (1/4)

7.2.1 The batch of projects that applies in a particular Gate 2 application window is hereafter referred to as the 'Gate 2 Tranche'. This Section 7 applies to all Gate 2 Tranches ~~following the initial and one-off Gate 2 to Whole Queue~~ (i.e. all new Gate 2 applications) and is expected to apply until the SSEP is published.

7.2.2 Firstly, the Gate 2 Readiness Criteria Initial Checks are conducted on all projects in the Gate 2 Tranche. Projects that pass these Initial checks will be assessed against the Gate 2 Strategic Alignment Criteria.

7.2.3 Projects will meet the Gate 2 Strategic Alignment Criteria by either being:

- a) eligible for relevant 'protections' as set out in Section 6.2 of [the Gate 2 Criteria Methodology](#); or
- b) aligned to the capacities within the CP30 Action Plan; or
- c) designated as described in the [Project Designation Methodology](#); or
- d) a project not within scope of the CP30 Action Plan and of a technology type listed in Section 6.3 of the [Gate 2 Criteria Methodology](#)

The 'listed' project types for d) are also shown in [Figure 720](#).

7.2.4 The relevant 'protections' for Strategic Alignment Criteria a) are also listed below for reference. ~~Clauses 1 and 2a are omitted as only apply to CMP435.~~

- Protection Clause 2b: Projects which are significantly progressed
- Protection Clauses 3a and 3b: Projects which obtain planning consent after closure of the CMP435 Gated Application Window

7.2.5 Projects eligible for Protection Clause 2b and 3a will be guaranteed a place in the Gate 2 Tranche queue and will receive a Gate 2 offer, even if the project exceeds the zonal or GB permitted capacity for its technology type. Projects eligible for Protection Clause 3b will only be required to adhere to the GB total permitted capacity for the relevant technology. Where there is a zonal permitted capacity outlined for the technology, and this is exceeded, the project will still receive a Gate 2 offer provided it does not exceed the GB total permitted capacity. See **Section 6.2** of the [Gate 2 Criteria Methodology](#) for further information.

7.2.6 To determine the projects that meet Strategic Alignment Criteria b), the capacity ranges outlined in the [Connections reform annex](#) of the CP30 Action Plan will be used for each type of in-scope technology. These capacity ranges cover 2030 and 2035. The annex also outlines the Transmission and Distribution 'zones' applicable to some technologies. For batteries, the network is divided into 11 transmission zones and 8 distribution zones. For onshore wind and solar, the zonal split differs in granularity between transmission and distribution between the 2030 and 2035 time horizons.

7.2 Application of the Gate 2 Strategic Alignment Criteria to the Gate 2 Tranche (2/4)

7.2.7 Figure 729 shows the technologies that are in and out of scope of the CP30 Action Plan. It also shows the breakdown of capacity ranges for each in-scope technology, and whether they are GB-wide or zonal. Unless they also meet Strategic Alignment Criteria a), c) or d), projects in scope of the Strategic Alignment Criteria b), must be assessed against the 2030 and 2035 permitted capacities as outlined in [Section 7.4](#) before they can be deemed to have met the Gate 2 Strategic Alignment Criteria.

Technology	In scope of CP30 Action Plan?	Breakdown in CP30 Action Plan	Technology	In scope of CP30 Action Plan?
Offshore Wind	Yes	GB-wide	Transmission-Connected Demand	No
Onshore Wind	Yes	Zonal ¹	Wave	No
Solar	Yes	Zonal ²	Tidal	No
Nuclear	Yes	GB-wide	Run-of-river Hydro	No
Low Carbon Dispatchable Power	Yes	GB-wide	Geothermal Power	No
Unabated Gas	Yes	GB-wide	Non-GB Generation	No
Long Duration Energy Storage (LDES)	Yes	GB-wide	Reactive Compensation	No
Batteries	Yes	Zonal		
Interconnectors	Yes	GB-wide		

Figure 729: Technologies in and out of scope of the CP30 Action Plan and breakdowns for those in scope

¹Onshore Wind has a multi-zone breakdown to 2030 and then is amalgamated to a two-zone split (Scotland, England & Wales) for 2031-2035.

²Solar zones are amalgamated for 2031-2035, such that the transmission zone boundaries are used to create combined Transmission-Distribution zones, i.e. there is no distinction between transmission and distribution projects within the transmission zone boundary.

7.2 Application of the Gate 2 Strategic Alignment Criteria to the Gate 2 Tranche (3/4)

7.2.8 For technologies with one GB-wide zone and technologies with no distinction between transmission and distribution capacities, NESO will align the combined transmission and distribution queue to the CP30 Action Plan and determine which projects meet the Gate 2 Strategic Alignment Criteria.

7.2.9 For technologies with zonal breakdowns at transmission and distribution, NESO will align the transmission queue to the CP30 Action Plan and DNOs will provisionally align their distribution queues to the CP30 Action Plan. DNOs will share provisional allocations with NESO for final determination of which projects meet the Gate 2 Strategic Alignment Criteria. Note this differs to the arrangements for Transmission Connected IDNOs. See [Section 7.6](#) for more detail on the DNO and Transmission Connected IDNO responsibilities in this process.

7.2.10 NESO and DNOs will form zonal 'sub-queues' for each technology to facilitate this alignment. The alignment will be conducted in such a way that the zonal sub-queues will merge with the GB-wide queue, i.e. after alignment is conducted, the projects in zonal sub-queues will all have their place in the GB-wide queue relative to projects in other zones or of other technology types.

7.2.11 The capacity breakdowns outlined in the CP30 Action Plan for each technology type also include capacity that is installed and operational. ~~For the purposes of aligning the existing queue to the CP30 Action Plan, NESO and DNOs will calculate the permitted capacity as follows:~~

~~For the 2026 to 2030 phase (phase 1), NESO and DNOs will use the 2030 Regional capacity breakdowns for each zone and technology and deduct the latest installed and operational capacity figures from this to determine the permitted capacity against which to align the existing queue~~

~~For the 2031 to 2035 phase (phase 2), NESO and DNOs will use upper bound of the stated CP30 Plan "2035 FES-derived Capacity Range" for 2035 for each zone and technology and deduct from this the actual Phase 1 allocation after rebalancing and substitutions as well as the current built capacity, to determine the permitted capacity against which to align the existing queue.~~

7.2.12 Where the CP30 Action Plan outlines a capacity range, such as the “**DESNZ 2030 Clean Power Capacity Range**” and the “**2035 FES-derived Capacity Range**” NESO will deduct from the high end of the range.

7.2 Application of the Gate 2 Strategic Alignment Criteria to the Gate 2 Tranche (4/4)

7.2.13 **Figure 8-21** shows an example of how the permitted capacity for Offshore Wind would be calculated. This example uses illustrative figures for the capacity of projects that are in the queue at the closure of the Gated Application Window. This figure will include all Gate 1 Connection Point and Capacity Reservations except those for undersupply.

7.2.14 For determining zonal permitted capacities, there may be cases where these capacities have been adjusted in a previous Gate 2 window, as is possible under the processes outlined in [Appendix 5 Section 5.14](#) and [Appendix 6 Section 5.16](#). In these cases, the adjusted zonal capacities will be used instead of the plan figures, noting this will still maintain alignment with the GB total permitted capacity.

Government Clean Power 2030 Action Plan data: Offshore Wind		(Illustrative) Capacity in Queue*		NESO Permitted Capacity Calculations		
Current Installed Capacity*	14.8 GW			2030 Permitted Capacity	50 GW – 14.8 GW – 30 GW	5.2 GW
DESNZ 2030 ‘Clean Power Capacity Range’	43 to 50 GW	2026 – 2030	30 GW	2035 Permitted Capacity	89 GW – 14.8 GW – 30 GW – 5.2 GW** – 25 GW	14 GW
2035 FES-derived Capacity Range	72 to 89 GW	2031 – 2035	25 GW			

Source: [Clean Power 2030 Action Plan: A new era of clean electricity: Connections reform annex](#)
 *NESO will use the latest figure as of the closure of the Gated Application Window
 **NESO will use the actual phase 1 capacity after aligning projects to the 2030 Permitted Capacity

Figure 8-21: Example of calculating the permitted capacities for 2030 and 2035

7.2.15 [Section 7.4](#) shows an example of how NESO and DNOs will assess projects against the 2030 and 2035 permitted capacities.

7.2.16 Projects that meet Strategic Alignment Criteria d), i.e. are of a technology type listed in [Figure 7-20](#) as not in scope of the CP30 Action Plan, will follow a similar process to that outlined in [Section 7.4](#). There will however not be ‘permitted capacities’ for these technology types. See [Section 7.6](#) for more information.

7.3 Ordering the Gate 2 Tranche for Strategic Alignment checks ~~(1/2)~~

7.3.1 The projects within each Gate 2 Tranche that meet the Gate 2 Criteria will be added to the end of the existing queue, except in the following circumstances:

- a) Where projects address previously identified undersupply against the 2030 permitted capacities and can take advantage of a reservation for undersupply;
- b) Where projects are applying to Gate 2 to secure their Gate 1 Connection Point and Capacity Reservation; or
- c) Where projects are selected for capacity reallocation following termination of another project.

7.3.2 Designated Projects will be added to the front of the Gate 2 Tranche if prioritisation is required, ordered as determined by NESO.

7.3.3 If a User has obtained planning consent and can evidence this in the Gated Application Window, then this will result in their project being prioritised in the Gate 2 Tranche, behind prioritised Designated Projects and ahead of projects that have not yet obtained planning consent. These projects will be ordered by the date planning consent was obtained.

7.3.4 In addition to the prioritisation in 7.3.3, Users that have obtained planning consent and who submitted their application for planning consent prior to the closure of the CMP435 Gated Application Window will be eligible for Protection Clause 3b and their project will only be required to align to the **GB total** permitted capacity to 2035 in the CP30 Action Plan. The project will be deemed to have met the Strategic Alignment Criteria even if this exceeds the **zonal** permitted capacity to 2035 (for technologies where this exists). Users that have obtained planning consent and submitted their application for planning consent on or before 20th December 2024 will be eligible for Protection Clause 3a, and they will be allowed to exceed both the **zonal** and **GB total** permitted capacities.

7.3.5 All other projects in the Gate 2 Tranche will be ordered by the date the project achieved the Gate 2 Readiness Criteria, (e.g. the date on which the User secured the requisite land rights). For the purposes of this document and in the context of queue ordering only, this will hereafter be referred to as the **Gate 2 Readiness Date**.

7.3.6 Where two or more projects have the same Gate 2 Readiness date or obtained planning consent on the same date, they will be separated based on the date and time their Gate 2 application was submitted. The User with the earliest Gate 2 application submission will be given priority in queue ordering.

7.3.7 Projects which are selected for Gate 1 Connection Point and Capacity Reservation will also be assessed against the Gate 2 Strategic Alignment Criteria where and to the extent appropriate. See [Section 6.5](#) for more information on Gate 1 Connection Point and Capacity Reservation.

7.3 Ordering the Gate 2 Tranche for Strategic Alignment checks (2/2)

7.3.8 Figure 922 shows the process for ordering projects for alignment against the CP30 Action Plan to address any undersupply. Once the Gate 2 Tranche for each technology in each zone is ordered, projects will be assessed against the 2030 and 2035 permitted capacities. This process is only applicable to projects being assessed against Strategic Alignment Criteria a) and b).

7.3.9 For directly connected projects, their Transmission Entry Capacity (TEC) will be used when determining alignment to the CP30 Action Plan. See Section 7.6 for how relevant embedded projects will be treated, and Section 7.8 for how hybrid or co-located projects will be treated.

7.3.10 Projects that are Designated and therefore meet Strategic Alignment Criteria c) will be ordered as shown in [Section 7.5](#)

7.3.11 The process for projects that are not in scope of the CP30 Action Plan and therefore meet Strategic Alignment Criteria d) is explained in [Section 7.6](#).

7.3.12 The approach to ordering Gate 1 Connection Point and Capacity Reservations is shown in [Section 7.10](#).

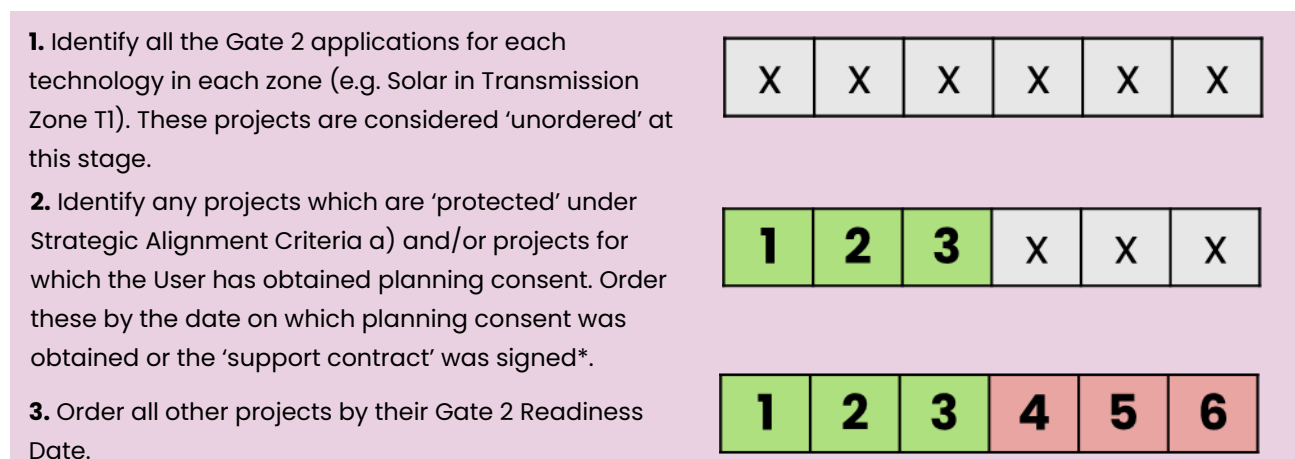


Figure 922: Ordering the Gate 2 Tranche for Strategic Alignment Checks

* Where a project has planning consent and a support contract in place, the earliest of these two dates will be used.

7.4 Aligning the Gate 2 Tranche to the CP30 Action Plan

7.4.1 Figure 1023 shows the process for aligning the ordered Gate 2 Tranche to the 2030 and 2035 permitted capacities to address any undersupply.

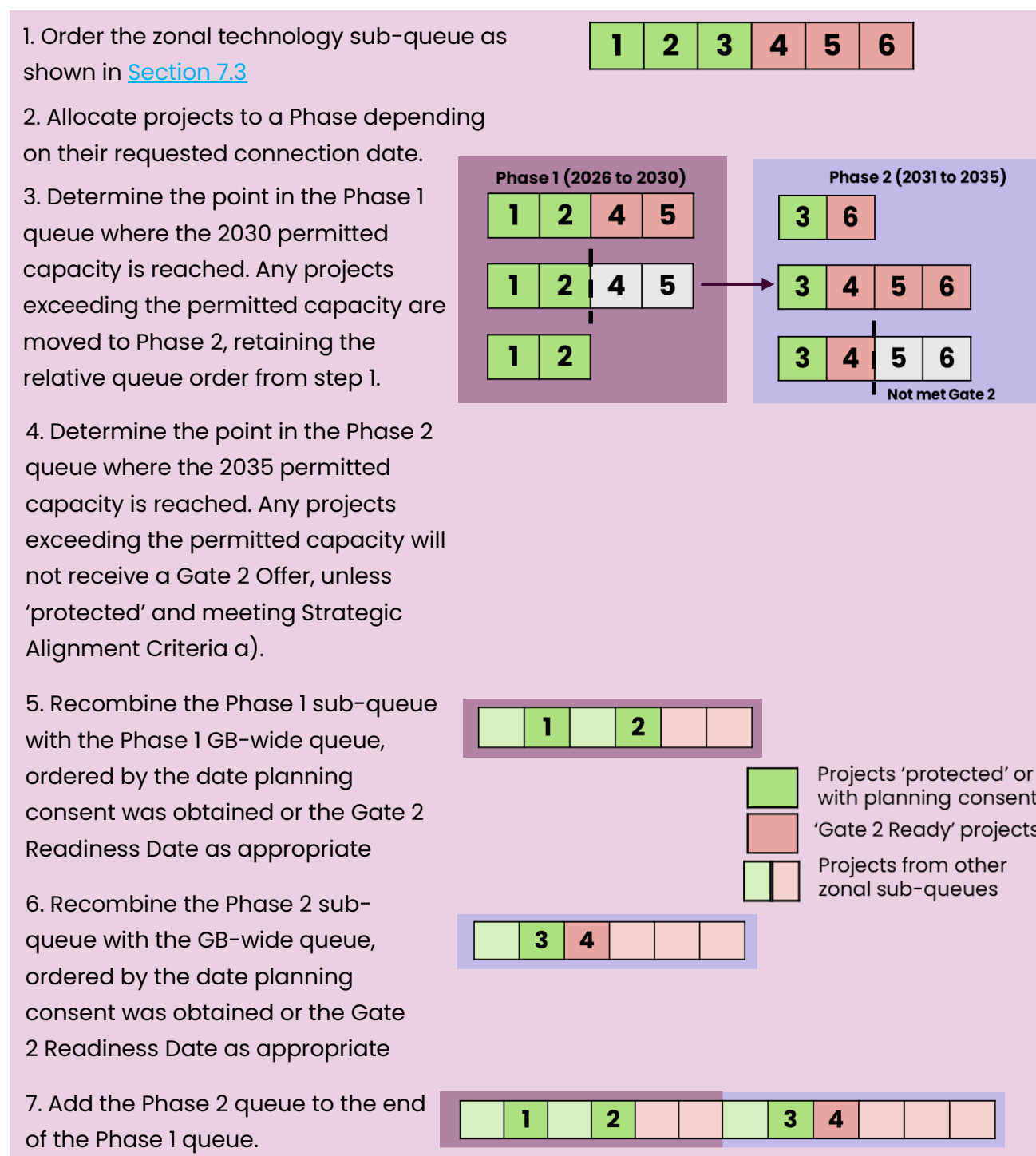


Figure 1023: Aligning the Gate 2 Tranche to the CP30 Action Plan

7.5 Designated Projects in the Gate 2 Tranche

7.5.1 NESO may determine that Designated Projects may be prioritised and brought forward in queue to enable more timely connections. **Figure 1124** shows how Designated Projects will be treated if prioritisation is required. This will be conducted on the 'GB-wide' queue, rather than individual zonal sub-queues. If prioritisation is not required, Designated Projects will follow the process outlined in [Section 7.4](#).

7.5.2 Where Designated Projects require a connection in 2030 or earlier to deliver the benefits they have been designated for, they will be added to the front of the Phase 1 queue.

7.5.3 Designated Projects that cannot connect in 2030 or earlier will be eligible for prioritisation to the front of the Phase 2 queue.

7.5.4 Projects that are designated under the 'Very long lead times' category will be those where Users are seeking connection dates beyond 2035. Where these are identified, they will be added to the end of the Phase 2 queue.

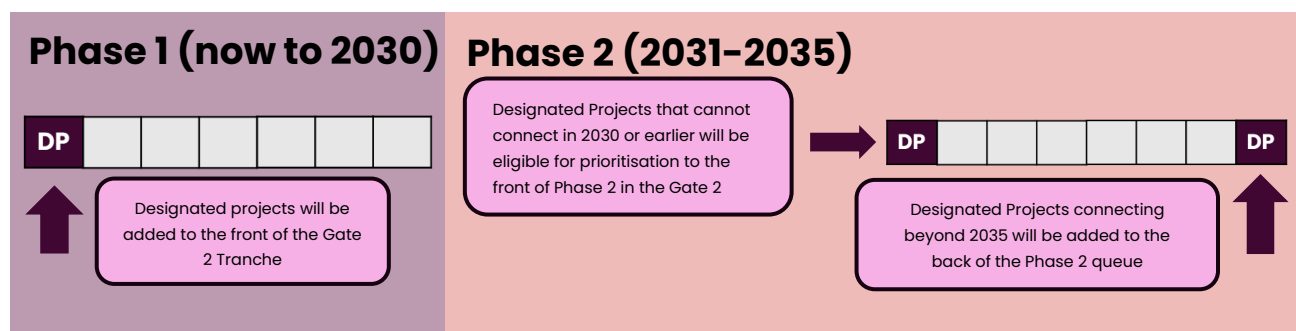


Figure 1124: Designated Projects in the Gate 2 Tranche

7.6 Relevant embedded generation in the Gate 2 Tranche

7.6.1 The exercise in [Section 7.4](#) will be provisionally conducted by each DNO for their zone, using sub-queues of Small, Medium and Large embedded projects. Developer Capacity or TEC (as appropriate) will be used when determining alignment to the CP30 Action Plan.

7.6.2 DNOs will recommend those projects which, through their assessment, they believe have met the Gate 2 Strategic Alignment Criteria. NESO will then review this alongside all the other zonal allocations at distribution and transmission and determine any necessary substitutions between zones. See [Section 7.12](#) for more information on substitution.

7.6.3 Large embedded Users will be included in the DNO provisional alignment to the CP30 Action Plan and validated by NESO. NESO are responsible for conducting the Gate 2 Readiness Criteria checks for these projects and so will amend the provisional alignment accordingly if it is found that a Large embedded project does not meet the Gate 2 Readiness Criteria.

7.6.4 The projects of Users who have an agreement with Transmission Connected Independent Distribution Network Operators (IDNOs) will contribute towards the distribution zone that aligns with the geographic area in which they are requesting to connect. NESO will however conduct the CP30 Action Plan alignment on behalf of Transmission Connected IDNOs, at the same time as reviewing the relevant DNO's provisional allocation. See **Section 8** of the [Gate 2 Criteria Methodology](#) for more information on the role of DNOs and Transmission Connected IDNOs in checking evidence in relation to the Gate 2 Strategic Alignment Criteria.

7.6.5 For the avoidance of doubt NESO will be the responsible party for carrying out the final determination of projects which are aligned to the CP30 Action Plan, and all other decisions regarding Gate 2 Strategic Alignment. Where these decisions differ from the DNO recommendation, this will be discussed with the relevant DNO.

7.7 Projects not in scope of the CP30 Action Plan in the Gate 2 Tranche

7.7.1 Transmission connected demand and other out of scope technologies listed in [Section 7.2](#) that have met the Gate 2 Readiness Criteria will be assessed and provided with a Gate 2 offer. These projects will be sorted into Phase 1, Phase 2, or after Phase 2 (2035+) depending on their requested connection date and their Gate 2 Readiness Date (or the date planning consent was obtained, if applicable). The MW volume of these projects in each phase will however not be bound by a permitted capacity as is the case for projects in scope of the CP30 Action Plan.

7.8 Hybrid projects in the Gate 2 Tranche

7.8.1 Hybrid projects will be managed according to how they interact with the system. If a hybrid project comprising of storage and an additional generating technology intends only to export to the transmission system (i.e. import capacity is behind the meter), it will only be considered as contributing towards the CP30 Action Plan permitted capacity for the additional technology. The same logic will apply to “import only” i.e. an energy storage system that is co-located with demand and only imports directly from the network (and not via the energy storage system) should not contribute to the energy storage system permitted capacity. This means that where an import-only energy storage system is co-located with demand, the energy storage system will not contribute towards the permitted capacities for the relevant energy storage system. In both cases above (export-only storage system with generation; and import-only storage system with demand) NESO will set the export or import capacity (as appropriate) of the energy storage system at 0MW. If a hybrid project comprising of storage and an additional technology (or technologies) intends to both import and export to the transmission system, it will be considered as contributing to the CP30 Action Plan permitted capacities for both storage and the additional technology (or technologies).

7.8.2 For each generating technology in a hybrid project, the contributing capacity will be taken as the lower of the Transmission Entry Capacity (or Developer Capacity where applicable) of the project and the installed capacity of the technology type.

7.8.3 Where the capacity of one or more technologies exceeds the 2035 permitted capacity, then that technology element of the hybrid project will not receive a Gate 2 offer. This represents the same treatment as any other project that exceeds the 2035 permitted capacity.

7.9 Gated Modification Applications in the Gate 2 Tranche

7.9.1 Based on the Gated Modification Guidance, if the modification is Gated, it will need to be applied for in the next Gated Application window. If the modification is not Gated, it can be applied for at any time.

7.9.2 If the Gated Modification involves a technology change, whether that be addition or removal, its queue position may be subject to change as set out in the **Material Technology Change Guidance**.

7.9.3 This change in queue position could result in capacity becoming available, which can be reallocated as per the process outlined in [Sections 7.22–7.25](#).

7.10 Gate 1 reservations in the Gate 2 Tranche

7.10.1 Once the queue order has been determined for the Gate 2 Tranche, any Gate 1 Connection Point and Capacity Reservations will be added to the Tranche as shown in **Figure 1225**, grouped depending on whether the reservation is for an onshore or offshore project.

7.10.2 Within each of the onshore and offshore groupings, projects will be ordered as determined by NESO, with consideration given to the requested connection date of projects that have applied to Gate 1 (see [Section 6.5](#) for examples of reservation types).

7.10.3 If there occurs a scenario where an offshore project applies directly to Gate 2, having for example agreed an ad-hoc lease with The Crown Estate or The Crown Estate Scotland, then this project would also be grouped with the Offshore Gate 1 reservations.

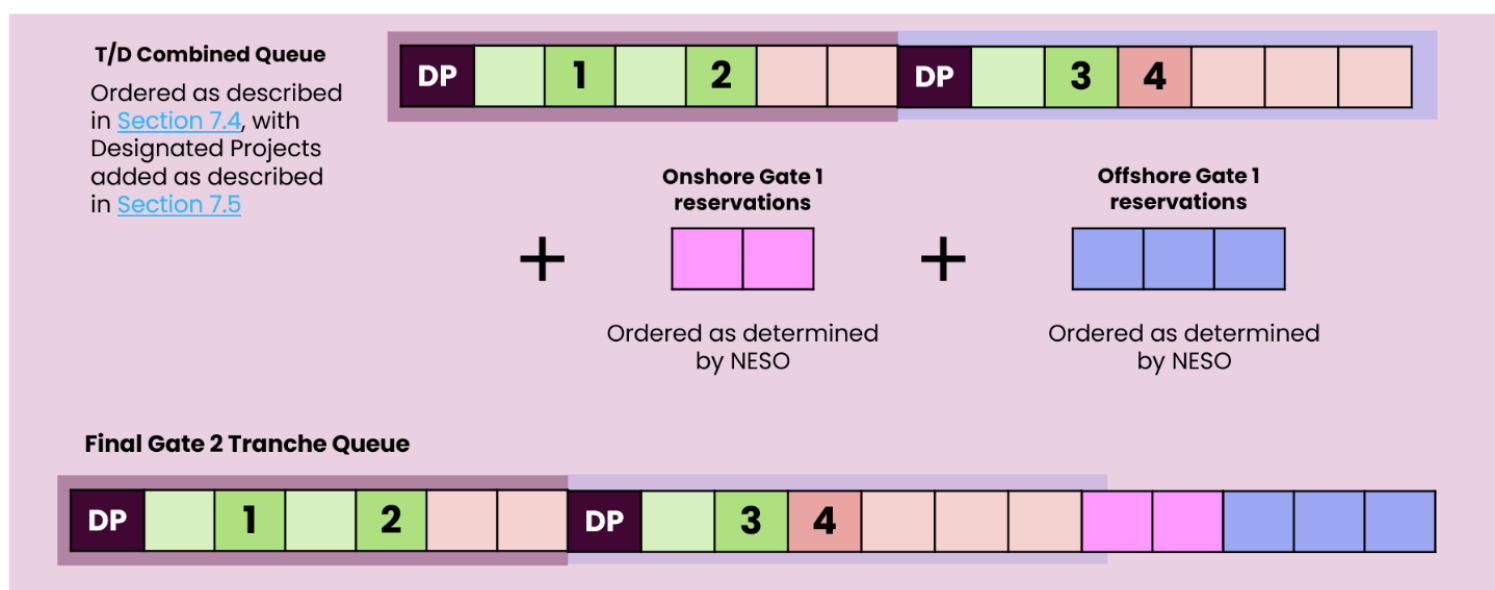


Figure 1225: Determining queue position for Gate 1 reservations

7.11 Utilising previous undersupply reservations

7.11.1 Where there is undersupply of a particular technology in a particular zone, and capacity and/or a connection point has previously been reserved in relation to this undersupply, then the project(s) added to Phase 1 to address that undersupply will take the queue position of the 'placeholder project' holding the reservation.

7.11.2 The project(s) addressing the undersupply will then be assessed accordingly from that queue position. The 'gap' left in Gate 2 Tranche Queue is then closed as shown in **Figure 1326**.

7.11.3 As the placeholder project has already been assessed and associated works have been identified, the project addressing the undersupply will be compared to the placeholder project to determine if further studies are required. This may be the case where for example the project is connecting to a different site to where the reservation was made.

7.11.4 If further studies identify additional works are required, these will be attributed to the project addressing the undersupply. In the event that these additional works have a consequential impact on existing projects behind this project in the queue, the existing agreements of these projects will be protected.

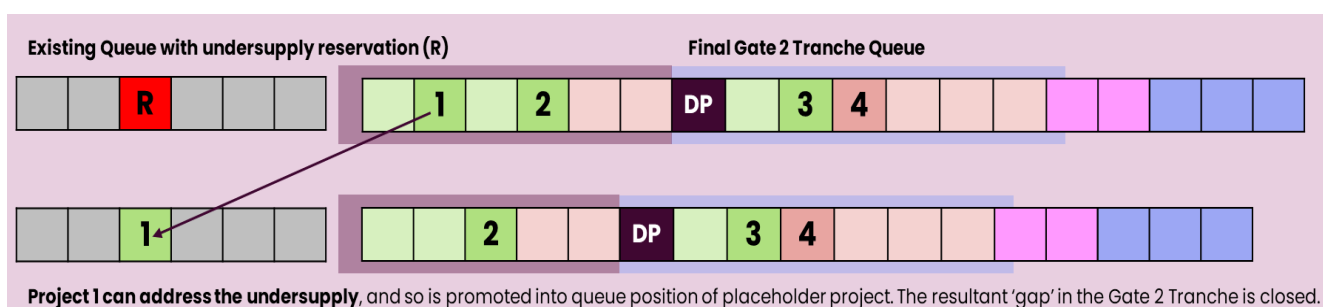


Figure 1326: Determining queue position for undersupply reservations

7.12 Rebalancing Zonal Capacities and Zonal Substitutions

7.12.1 Where required and where possible, NESO will rebalance zonal capacities and conduct substitutions to manage cases of over and under-supply.

7.12.2 An example of rebalancing to account for protections under Strategic Alignment Criteria a) is shown in [Appendix 5, Section 5.14](#)

7.12.3 An example of substitutions to address undersupply is shown in [Section 5.16, Appendix 6](#).

7.12.4 Both rebalancing and substitutions will only be permitted where the criteria outlined in [Appendix 6 \(A6.2\), Section 5.16.2](#) are met.

7.12.5 Any adjustments made as a result of rebalancing or substitutions will not impact Users with an existing agreement who were assessed in a previous Gated Design Process. Adjustments will only consider projects in the current Gate 2 Tranche.

7.13 Publishing the outcome of the Gate 2 Strategic Alignment exercise

7.13.1 Once both the Gate 2 Readiness and Gate 2 Strategic Alignment Criteria have been applied [to the existing queue](#), NESO will publish the outcome of this activity in a sufficiently anonymised and amalgamated fashion. This will inform existing and prospective Users of the revised status of each zone for each technology (e.g. showing any remaining permitted capacities) and inform future applications to Gate 2.

7.13.2 The type of information published [will be the same as that outlined for Gate 2 to Whole Queue, in is included within Appendix 3 Section 5.18](#).

7.14 Approach to the Gated Design Process ^(1/2)

7.14.1 The stage of process in which projects are assessed is referred to as the Gated Design Process.

7.14.2 The Phase 1 and Phase 2 queues for the Gate 2 Tranche will be formed and combined into the GB-wide queue as shown in [Section 7.10](#). This GB-wide queue will contain Designated Projects and projects not in scope of the CP30 Action Plan. From here, NESO and TOs can apportion the queue into regions appropriate for studies.

7.14.3 Once a regional study queue has been formed, NESO and the TOs can prepare for assessment of these projects. NESO first creates Construction Planning Assumptions (CPAs), and will confirm which projects should be assessed against which set of CPAs. This determines the scenarios and associated generation background against which the projects in question will be studied. These CPAs are then provided to TOs to use in their connection studies.

7.14.4 Through studying the network under several scenarios (e.g. winter case, summer outage case, high import, high export etc.), the relevant TO will determine the limitations of the network with the proposed connection in place. The types of assessments undertaken within connection offer timescales will include thermal, fault level, infeed loss, and pre/post fault assessments. The relevant TO may identify specific cases where additional studies are conducted within these timescales (e.g. NPS, rotor angle or voltage stability) however these will normally be conducted at a later date, prior to connection.

7.14.5 The relevant TO will decide whether it is beneficial to conduct an ‘end of queue study’ to determine the long-term view of network requirements to 2035 and identify the most optimal reinforcements to be delivered within the 2035 time horizon. This is likely to be the case in zones where there are a significant number of projects in the Gate 2 Tranche. See [Appendix 4 Section 5.21](#) for an explanation of the “End of Queue” study concept and how this would be approached for a TO study region. For any offshore projects in the Gate 2 Tranche, a regional offshore design as described in [Section 7.15](#) could then be conducted in parallel to the ‘incremental studies’ as described in [Appendix 7. Section 5.22](#).

7.14.6 In zones where there are a limited number of projects in the current Gate 2 Tranche, the relevant TO may determine that an “End of Queue” study is not required. In this case, the relevant TO will proceed with the ‘incremental studies’. For any offshore projects in the Gate 2 Tranche, a regional offshore design will be conducted once the incremental studies are complete.

7.14 Approach to the Gated Design Process (2/2)

7.14.7 The relevant TO will then also determine whether an “End of Queue” study is required for any projects requesting connection beyond 2035 (limited to projects that meet strategic alignment criteria a) or d), and ‘very long lead time’ Designated Projects under strategic alignment criteria c)).

7.14.8 For the ‘incremental’ studies, TO discretion will be applied to determine when it is suitable to group projects for assessment. In cases where a group of projects are found to trigger a reinforcement, further studies can be conducted as required to determine which projects in that group trigger the reinforcement.

7.14.9 TOs will then propose any additional reinforcements required to facilitate the connection.

7.14.10 Of the reinforcements identified, how these are categorised as enabling and wider works is covered in the **Connect and Manage Guidance**, ~~which is expected be updated prior to TMO4+ go-live.~~

7.14.11 Categorisation of works for charging purposes is covered in **CUSC Section 14**.

7.15 Regional Offshore Design

7.15.1 Ordering the queue as shown in [Section 7.10](#) facilitates the collective assessment of ad-hoc offshore projects requiring connection point and capacity reservation at Gate 1. These offshore projects must be considered separately from the rest of the Gate 2 Tranche queue due to the additional assessment required to determine their onshore interface/connection point. Grouping these projects enables a 'regional offshore design' to be developed and different onshore interface/connection point options to be considered without impacting the rest of the queue. See [Section 5.21 Appendix 4.](#) for further explanation of how this can be conducted in parallel with 'incremental studies'.

7.15.2 The '**regional offshore design**' will resemble that of the previous [Connection and Infrastructure Options Note \(CION\) process](#), whereby several connection options are assessed from an economic and environmental perspective in addition to assessing their impact on the overall transmission system.

7.16 Indicative Offshore Design Exercise

7.16.1 Offshore projects which are within scope of any new The Crown Estate and/or Crown Estate Scotland leasing rounds in future will be assessed via a separate process. This separate process is proposed to be an '**Indicative offshore design exercise**' which will be a precursor to the CSNP and will consider theoretical projects likely beyond 2035. This indicative design will then be refined and finalised through the CSNP options assessment.

7.16.2 As of December 2024, this 'indicative offshore design exercise' proposal is being consulted on as part of the CSNP high level methodology principles (See Chapter 4 of [Centralised Strategic Network Plan High Level Methodology Principles– December 2024](#)).

7.16.3 It is also proposed that this 'indicative offshore design exercise' includes interconnectors. If, following consultation, interconnectors are removed from the scope of this exercise, then they will instead be captured through the regional offshore design described in Section 7.14 above.

7.16.4 As these projects will be theoretical, the Gate 1 Connection Point and Capacity Reservation process will be used to facilitate this exercise at the point this requires a 'placeholder' in the connections queue. See [Section 6.5](#) for further detail on non-project specific reservations.

7.16.5 It is anticipated that these reservations will be held until after SSEP is published and applications for connections beyond 2035 [are invited](#).

7.17 Assessment of relevant embedded generation

7.17.1 Assessments will also be undertaken at Grid Supply Points (GSPs) to determine any further local or GSP works required to connect relevant embedded projects. These assessments will enable TOs to identify requirements for e.g. new Super Grid Transformers (SGTs).

7.17.2 [Technical Limits](#) will continue to be used to facilitate the connection of relevant embedded generation before transmission reinforcement works have been completed.

7.17.3 In areas where Technical Limits are not currently in place, other design variations will be explored to facilitate earlier connections under temporary restrictions to availability.

7.17.4 Projects eligible to connect under Technical Limits are determined by the ~~same~~ principles ~~as that for Gate 2 to Whole Queue~~, outlined in [Appendix 8 Section 5.24](#). The connection date requested in the User's Gate 2 application will be the earliest temporary non-firm connection date that will be offered.

7.18 Design Variations and Interim Restrictions on Availability

7.18.1 Users may continue to request design variations as part of their Gate 2 application, which may be facilitated through interim and/or enduring restrictions on availability.

7.18.2 The User may provide detail within their application of the design variations they would like to be considered for their connection. NESO and the relevant TO will take this into account however may also consider alternative variations where appropriate.

7.18.3 NESO and TOs will determine which options are appropriate for the User and their connection and advise the User of their options as early as possible within the design process, prior to offer.

7.18.4 The [Accelerated Storage](#) initiative will be considered as an option in the above, where applicable.

7.18.5 There may be cases where a project's firm connection date, identified through studies, is not sufficient to align to the permitted capacity it was intended to address undersupply for. For example, where a project addressing undersupply against the 2030 permitted capacity can only be offered a firm connection in 2031, the TO may undertake further assessments to determine if interim restrictions on availability will enable the project to connect within the permitted capacity time horizon on a "non-firm" basis.

7.19 Derogations

7.19.1 In limited circumstances there may be a requirement for NESO and the relevant TO to request, from the Authority, a derogation from SQSS in order to facilitate a connection.

7.19.2 In the case in 7.19.1, any affected User will be notified when this is initially identified within the Gate 2 assessment period and the implications of this will be discussed with the User prior to an offer being issued.

7.20 Competition and Contestability

7.20.1 Where early or late competition is identified by a process other than Network Services Procurement (such as CSNP), the Connection Point and Capacity Reservation process may potentially be used to make any necessary reservations, such as bays, to facilitate the connection of the Competitively Appointed Transmission Owner (CATO) project.

7.20.2 Following the completion of each Gated Design Process, TOs will be required to identify and inform NESO of any works which are ‘separable’ and could be eligible for network competition.

7.20.3 Users may continue to request contestable assets for their connection under TMO4+ in accordance with the CUSC. This request can be made upon application to Gate 2, or application to Gate 1 where eligible for Connection Point and Capacity Reservation.

7.20.4 For the avoidance of doubt, contestable connections must still meet the Gate 2 Readiness and Gate 2 Strategic Alignment Criteria.

7.21 Connection Bays

7.21.1 As a result of Gate 1 Connection Point and Capacity Reservation, bays may be reserved for particular projects, or for projects as yet to be identified.

7.21.2 Where appropriate, NESO and TOs will consider opportunities for users to share bays, particularly where this facilitates earlier and/or more efficient connections. Considerations will be made in line with **Bay Sharing Policy**.

7.22 Capacity reallocation at Gate 2

7.22.1 There are several circumstances where a project with a Gate 2 agreement, or in the process of receiving a Gate 2 offer, may exit the queue. These include failing Gate 2 Criteria **Detailed** Checks, self-termination, NESO termination (due to missed Queue Management milestones), and rejection of a Gate 2 offer. When a project exits the queue, capacity will be “freed up” and NESO will endeavour to reallocate this capacity or offer advancement to the next most suitable project that can make use of it.

7.22.2 Where possible, NESO will endeavour to reallocate capacity as part of the next Gated Design Process. However, due to the overlap between the offer acceptance period of window n and the Gated Design Process of window n+1, this may not be possible until window n+2.

7.22.3 The ideal method of reallocating capacity would be to reassess every project in the queue behind the exiting project, to determine if their connection offer could be improved. However, it is not efficient to conduct this every time a project exits the queue, and so a more practical approach must be taken. The alternative approach outlined in this section is intended to minimise the impact on other projects in the queue when capacity is reallocated. For capacity reallocation at transmission, NESO will review the projects that are behind the exiting project in the queue and work with the relevant TO to identify the most suitable project(s) for reallocation.

7.22.4 Capacity reallocation for transmission and distribution will be managed separately, to allow DNOs to manage capacity reallocation independently as outlined in [Section 7.25](#). However, if there are cases where a transmission project exits the queue and there are no suitable transmission projects to which the capacity can be reallocated, then NESO will engage with the DNO to understand the potential for reallocating capacity to the next distribution project(s) in the GB-wide queue. Similarly, DNOs and Transmission Connected IDNOs will be expected to engage where capacity reallocation between their projects is appropriate.

7.22.5 Users with a Gate 2 Agreement will be able to indicate their ability to advance their connection date. Users will be advised to update this declaration at regular intervals and it will be taken into account when determining how capacity should be reallocated. Suitable projects may also be approached by NESO to discuss the potential for advancement as a result of capacity reallocation. This could involve discussing the possibility of reducing capacity to align to the MW capacity made available by another project exiting the queue.

7.22.6 No contractual changes will be made to any other projects as a result of capacity reallocation i.e. when Project A exits the queue, reallocating its capacity will not result in a negative impact on Project B, the next project in the queue (and so on).

7.22.7 Until the publication of SSEP, capacity reallocation will primarily be used in cases where projects that align to the 2030 permitted capacity exit the queue. If projects that are aligned to the 2035 permitted capacity exit the queue, capacity will only be reallocated in limited circumstances. See [Section 7.24](#) for how capacity reallocation for these projects will be managed.

7.23 Capacity reallocation for transmission – connected projects connecting in 2030 or earlier

7.23.1 The following approach applies to transmission connected projects. See [Section 7.25](#) for capacity reallocation for relevant embedded projects.

7.23.2 If a 2030 project exits the queue, capacity will be reallocated to a 2035 project that is already in the queue where possible.

7.23.3 The capacity will normally be reallocated to the next project that best aligns with the following guidelines:

- a) Is of the same technology as the exiting project
- b) Is in the same CP30 Action Plan zone as the exiting project
- c) Is also directly connected to the Transmission network
- d) Is of the same or less capacity as the exiting project
- e) Can make use of the available capacity i.e. will not have a significantly different impact on constraints, or require new network reinforcement to connect

7.23.4 There are limited circumstances under which capacity may be reallocated to a project that does not align with all the guidelines in 7.23.3, namely:

- a) Where another technology is more undersupplied against its 2030 permitted capacity and there are 2035 permitted capacity projects of this technology that can advance
- b) Where a Designated Project has not been sufficiently advanced to address the need it was designated for
- c) Where the project is of slightly greater capacity and still adheres to 7.23.3 e)
- d) Where there are no suitable transmission connected projects for reallocation, and there are suitable distribution projects

7.23.5 This reallocation will mean the 2030 zonal capacity for that technology is ‘topped up’ to maintain alignment with the 2030 permitted capacity. This will leave a ‘gap’ in place of the 2035 project’s original queue position. This capacity will in turn be allocated in line with [Section 7.24](#). Where this cannot be achieved within the same application window, the ‘gap’ in the queue will be preserved until the following application window.

7.23.6 This approach will apply from the first CMP434 Gated Process and is expected to apply until the SSEP is published.

7.24 Capacity reallocation for transmission – connected projects connecting between 2031 and 2035

7.24.1 The following approach applies to transmission connected projects. See [Section 7.25](#) for capacity reallocation for relevant embedded projects.

7.24.2 NESO and DNOs will align the Gate 2 Tranche queue to the 2030 and 2035 permitted capacities. Where, after zonal substitution (if applicable), undersupply remains against this permitted capacity, Users will be able to apply in the next application window to address this undersupply.

7.24.3 Where a Phase 2 project has been advanced to replace a Phase 1 project, the Phase 2 project will be replaced by a new project applying to Gate 2 in a future application window. Any remaining undersupply in 2035 will be recalculated to account for projects that advance to Phase 1.

7.24.4 Where a Phase 2 project exits the queue entirely, **NESO will assess the reason for the project exiting the queue and allow SSEP to determine the optimal replacement for this capacity.** The undersupply calculated based on the initial queue alignment will not be adjusted to account for projects exiting the queue.

7.24.5 In the case of 7.24.4, acceleration of other Phase 2 projects that can make use of the capacity will be considered where possible. The project to be accelerated will be selected in line with the guidelines in sections [7.23.3](#) and [7.23.4](#).

7.24.6 This approach will apply from the first CMP434 Gated Process and is expected to apply until the SSEP is published.

7.25 Capacity reallocation for relevant embedded projects

7.25.1 Capacity reallocation for relevant embedded projects will continue to follow the existing [Capacity Reallocation Process for Distribution](#), which will be updated ~~prior to TMO4+ go-live~~ to account for the CP30 Action Plan as described in sections 7.25.2 to 7.25.5.

7.25.2 Reallocation will only be permitted where it does not result in a CP30 Action Plan permitted capacity being exceeded. As such, the current process will be followed until this point, with capacity being reallocated to the next project that can be accommodated within the bounds of the scaling factors.

7.25.3 If reallocation is to another project that aligns to the same phase as the exiting project (either Phase 1 or Phase 2), then this does not need to be a project of the same technology type, as this reallocation will not increase the total capacity level of that technology within the time horizon.

7.25.4 When a Phase 1 project exits the queue, where possible, capacity will continue to be reallocated until it facilitates a project from Phase 2 being advanced to align to Phase 1. This advancing project can only be a project of the same technology type as the original exiting project, or a different technology which is also undersupplied against the 2030 permitted capacity.

7.25.5 Where a Phase 2 project exits the queue, acceleration of other Phase 2 projects that **already have a Gate 2 agreement** will also be considered where possible.

7.25.6 This approach will apply from the first CMP434 Gated Process and is expected to apply until the SSEP is published.

8. Interactions with Strategic Energy Planning Processes

This section provides an overview of the interactions between the CP30 Action Plan, SSEP, tCSNP and the Connections Network Design process.

8.1 Interactions with strategic energy planning processes

8.1.1 The figure below shows the interaction with the CP30 Action Plan and SSEP, in the context of the overall CND process.

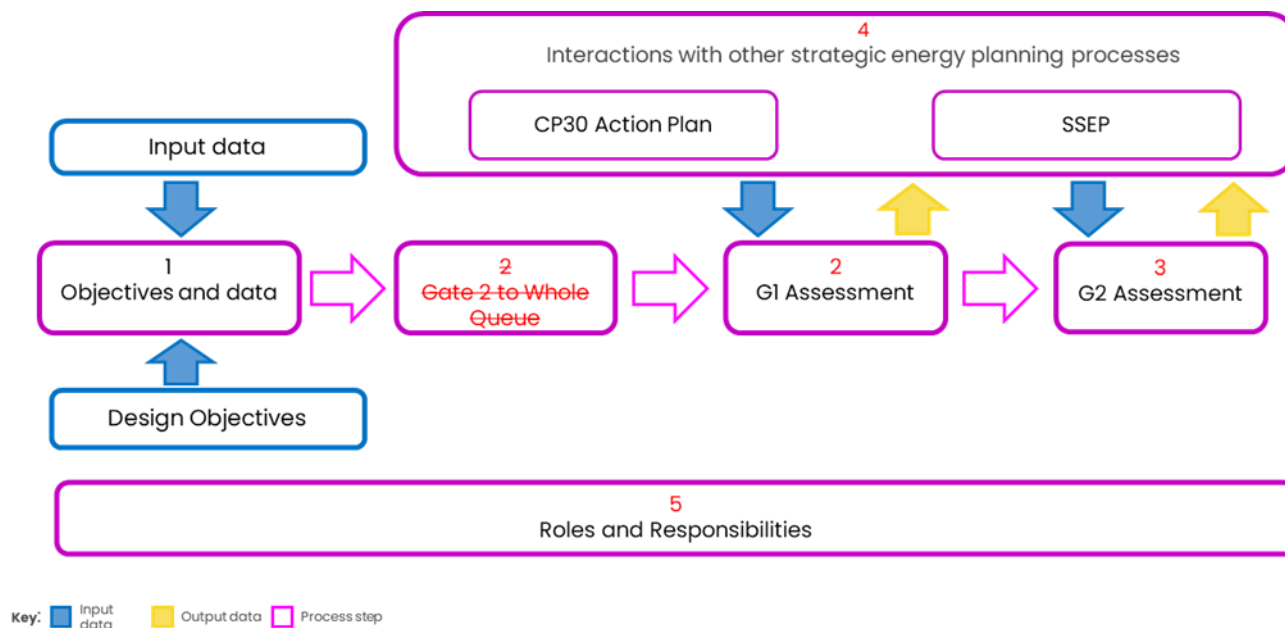


Figure 1427: Interactions with strategic energy planning processes

8.2 Interaction between the CP30 Action Plan and CNDM

8.2.1 The interactions with the CP30 Action Plan and approach to aligning the connections queue to this have been described throughout this document. If any amendments are made to the CP30 Action Plan or policy referenced therein, NESO will update the CNDM accordingly where required.

8.3 Interaction between SSEP and CNDM

8.3.1 The first application window that opens following publication of the SSEP will align the queue to the permitted capacity outlined in the SSEP.

8.3.2 Where an SSEP permitted capacity is lower than that in the CP30 Action Plan, any Users with agreements that align to the CP30 Action Plan and not to SSEP will retain their agreements. **The SSEP permitted capacity will not be applied retrospectively to amend existing connection agreements.**

8.3.3 Once the form and content of SSEP has been consulted on and confirmed, we will update the CNDM to describe how NESO, TOs and DNOs will align the queue to the SSEP permitted capacity. This will include a process for how applications for connections beyond 2035 will be added to the queue and assessed, and how capacity reallocation will be undertaken for each of the 5-year time horizons.

8.4 Interaction between tCSNP and CNDM

8.4.1 The first Gated Design Process that takes place following publication of the refreshed Transitional Centralised Strategic Network Plan will adopt the latest network assumptions from this plan.

8.4.2 Where outputs of the latest tCSNP studies are available prior to the final document being published, NESO and TOs will share relevant information to allow these to be taken into consideration in the Gated Design Process as soon as possible.

8.4.3 If the tCSNP is updated during a Gated Design Process, the network assumptions will, where possible, be accounted for in any outstanding studies in the ongoing Gated Design Process.

Public

9. Roles and Responsibilities

This section defines the different roles and responsibilities between NESO, TOs and DNOs when following this methodology.

9.1 Roles and Responsibilities

9.1.1 The figure below shows the roles and responsibilities in the context of the overall CND process.

9.1.2 The roles and responsibilities outlined in Sections 9.2 to 9.5 are in relation to CNDM only and therefore do not cover broader aspects of the process such as assessment of the Gate 2 Readiness criteria evidence, or the creation and issuing of TOCOs and Offers.

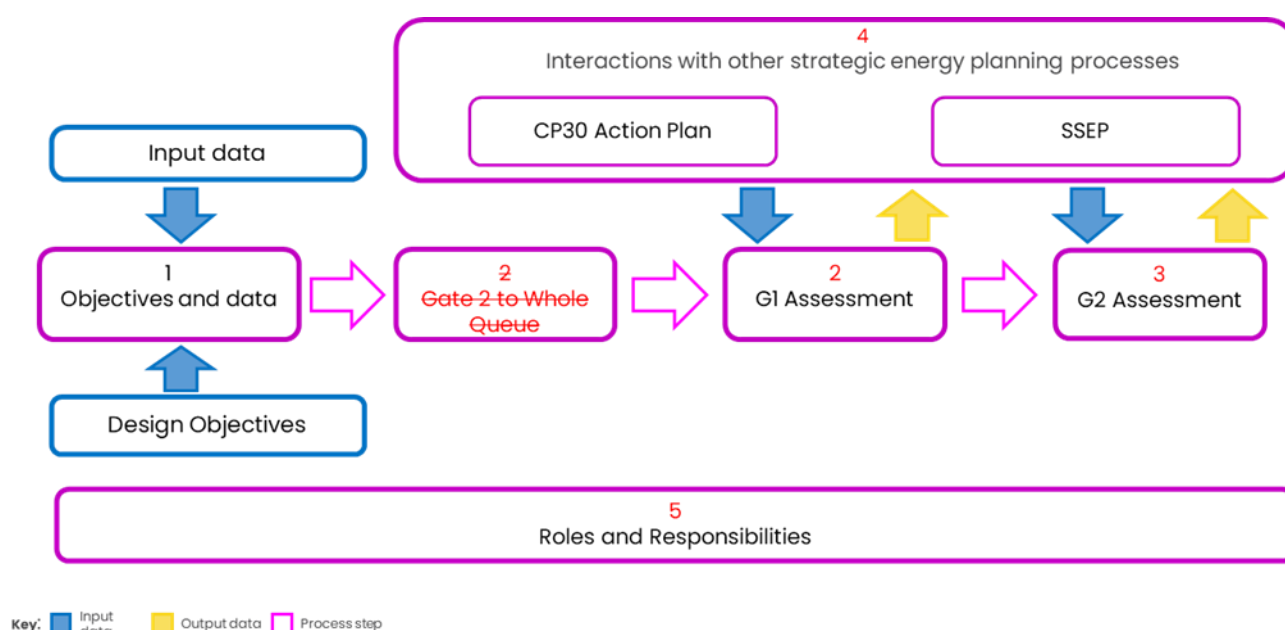


Figure 1528: Roles and responsibilities in the context of the CND process

9.2 Role of NESO in the CNDM

9.2.1 NESO is responsible for the following in relation to the processes outlined in the CNDM:

1. Applying the Gate 2 Readiness Criteria to ~~the existing Transmission queue and future~~ Gate 2 Transmission applications (including Large Embedded Generation applications)
2. Applying the Gate 2 Strategic Alignment Criteria to ~~existing applications and future~~ applications that meet the Gate 2 Readiness Criteria
3. Aligning the ~~existing and future~~ Transmission queue to the CP30 Action Plan
4. Determining the projects that meet the Gate 2 Strategic Alignment Criteria based on provisional alignments and recommendations from DNOs and IDNOs
5. Working with TOs and DNOs to identify opportunities for addressing zonal imbalances through substitution and undersupply reservation
6. Publishing the outcome of the Gate 2 Strategic Alignment Criteria checks as soon as practicable
7. Identifying and selecting projects which require connection point and capacity reservation at Gate 1
8. Working with TOs to determine suitable projects for capacity reallocation
9. Providing CPAs to TOs to conduct Gate 2 assessments
10. Supplying TOs with the necessary project data to conduct the Gated Design Process
11. Working with TOs to complete regional offshore design exercises and conduct supporting analysis
12. Facilitating engagement between TOs, DNOs and Users where required to agree design variations or other notable characteristics
13. Determining an indicative connection date and indicative connection location for projects which apply to Gate 1 and are not selected for connection point and capacity reservation at Gate 1

9.2.2 Obligations regarding the regular revision of CNDM and consulting on changes are expected to be included in NESO's electricity system operator licence.

9.3 Role of TOs in the CNDM

9.3.1 TOs are responsible for the following in relation to the processes outlined in the CNDM:

1. ~~Reviewing the outcome of NESO's application of the Gate 2 Strategic Alignment Criteria to the existing queue and determining where advancement will not be possible (prior to detailed network study)~~
2. Working with NESO to identify opportunities for addressing zonal imbalances through substitution and undersupply reservation
3. Determining suitable sites for reserving connection points and capacity
4. Working with NESO to determine suitable projects for capacity reallocation
5. ~~Conducting power system studies on the Gate 2 projects in the existing queue to identify changes to transmission reinforcement works and opportunities for advancement (Gate 2 to Whole Queue only)~~
6. Conducting power system studies on the applications in Gate 2 Tranche to determine new Transmission Reinforcement Work requirements, connection dates and connection points for each project, including projects selected for Gate 1 Connection Point and Capacity Reservation.

9.3.2 Obligations regarding engaging with NESO to support the revision and development of the CNDM are ~~expected to be~~ included in the TO's transmission licences.

9.4 Role of DNOs in the CNDM

9.4.1 DNOs are responsible for the following in relation to the processes outlined in the CNDM:

1. Conducting the Gate 2 Readiness Criteria Initial Checks for relevant projects in ~~the existing distribution queue and in future~~ Gate 2 application windows, and informing NESO of the outcome
2. Assessing relevant projects in ~~the existing distribution queue and in future~~ Gate 2 application windows against Gate 2 Strategic Alignment Criterion a)
3. Provisionally assessing relevant projects in ~~the existing distribution queue and in future~~ Gate 2 application windows against the Gate 2 Strategic Alignment Criteria b) and d) and making a recommendation of strategically aligned projects to NESO for final determination
4. ~~Reviewing advancement requests made by Users with existing agreements and providing a 'DNO maximum advancement date' where required~~
5. Determining suitable projects for capacity reallocation when a distribution-connected project exits the queue and engaging with relevant IDNO(s) where required
6. Supplying NESO (for onward sharing to the relevant TO) with the necessary project data to conduct the Gated Design Process

9.5 Role of Transmission Connected IDNOs in the CNDM

9.5.1 Transmission Connected IDNOs are responsible for the following in relation to the processes outlined in the CNDM:

1. Conducting the Gate 2 Readiness Criteria Initial Checks for projects in ~~the existing queue and in future~~ Gate 2 application windows which apply directly to the IDNO, and informing NESO of the outcome
2. Assessing relevant projects in ~~the existing distribution queue and in future~~ Gate 2 application windows against Gate 2 Strategic Alignment Criterion a)
3. Provisionally assessing relevant projects in ~~the existing distribution queue and in future~~ Gate 2 application windows against the Gate 2 Strategic Alignment Criterion d) and making a recommendation of strategically aligned projects to NESO for final determination
4. ~~Reviewing advancement requests made by Users with existing agreements and providing a 'DNO maximum advancement date' where required~~
5. Determining suitable projects for capacity reallocation when a distribution-connected project exits the queue and engaging with relevant DNO(s) where required
6. Supplying NESO (for onward sharing to the relevant TO) with the necessary project data to conduct the Gated Design Process

Public

10. **Appendices**[cesx](#)

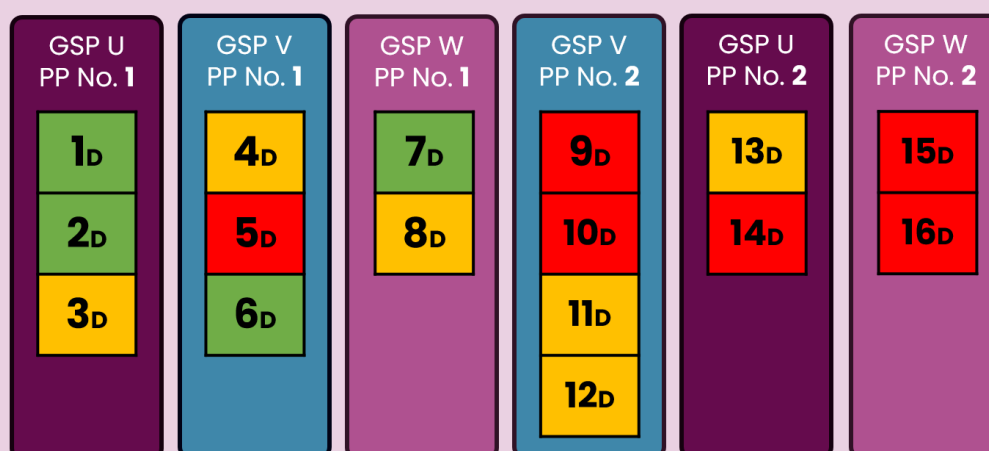
Aligning the queue to the CP30 Action Plan for relevant embedded generation

Appendix 1: Embedded Generation example of aligning to the CP30 Action Plan

This appendix outlines how Project Progressions in the existing queue are treated when aligning a DNO sub-queue to the CP30 Action Plan in Gate 2 to Whole Queue. It also shows how a Distribution sub-queue and Transmission sub-queue would be combined by NESO following these exercises, which is illustrative of how the 'GB-wide' queue will be reformed before the Existing Agreement Gated Design Process commences.

After applying the Gate 2 Readiness Criteria as outlined in [Section 5.3](#), the following projects are deemed to have met this criteria and are now subject to assessment against the Gate 2 Strategic Alignment Criteria b):

Below is an example of Project Progressions at 3 GSPs, where two Project Progressions are associated with each GSP:



In this example the NESO Countersignature Date of each Project Progression results in the following order:

- 1.—Grid Supply Point U, Project Progression No. 1
- 2.—Grid Supply Point V, Project Progression No. 1
- 3.—Grid Supply Point W, Project Progression No. 1
- 4.—Grid Supply Point V, Project Progression No. 2
- 5.—Grid Supply Point U, Project Progression No. 2
- 6.1. Grid Supply Point W, Project Progression No. 2

The projects in these Project Progressions have had their 'protection' or planning status determined and can now be assessed against the Strategic Alignment Criteria. This follows the process as outlined in [Section 5.7](#) for steps 1 to 5 thus for simplicity, the example on the following page starts from step 6.

Figure A1: Establishing the example embedded generation sub-queue

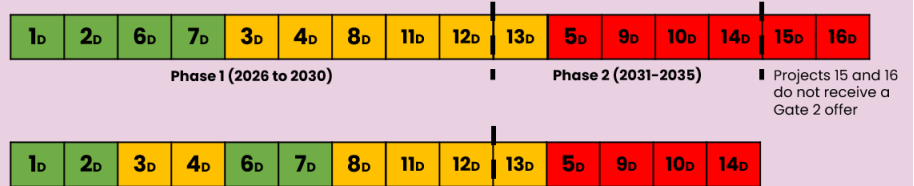
Embedded Generation example of aligning to the CP30 Action Plan

Steps 1 to 5 have been followed as per [Section 5.7](#) and resulted in the provisional queue shown in Step 6.

6. Where projects have an existing* or requested date of 2030 or earlier, add them to Phase 1 until the pathway is reached

7. Add remaining projects to Phase 2 until the pathway is reached. Any exceeding the pathway will not receive a Gate 2 offer.

8. Return Phase 1 projects to existing relative queue positions and recombine Phase 1 and Phase 2.



This would map back to the Project Progressions as shown.

Some Project Progressions (e.g. GSP V PP No. 1) now have **two** places in the reordered queue, however each project only features in one of these places.

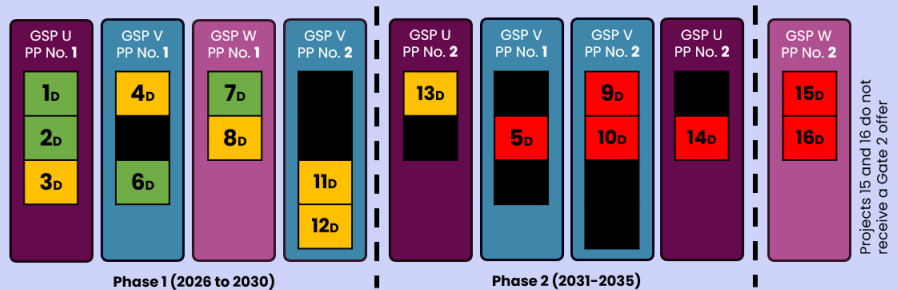


Figure A2: Aligning the sub-queue to the CP30 Action Plan

* This is the existing date relating to transmission access. An earlier connection for relevant Embedded Users may be possible through Technical Limits. This assessment of the queue is prior to network reassessment and is independent of any Technical Limits arrangements.

Combining Transmission and Distribution Sub-Queues

The Transmission and Distribution Queues across a given zone will need to be combined for the full queue to identify opportunities for substitutions and then to proceed with the Gated Design Exercise. The following page shows how this will be conducted, using the example Transmission sub-queue from [Section 5.7](#) and the Distribution sub-queue from the previous page. These queues are shown in **Figure A3**.

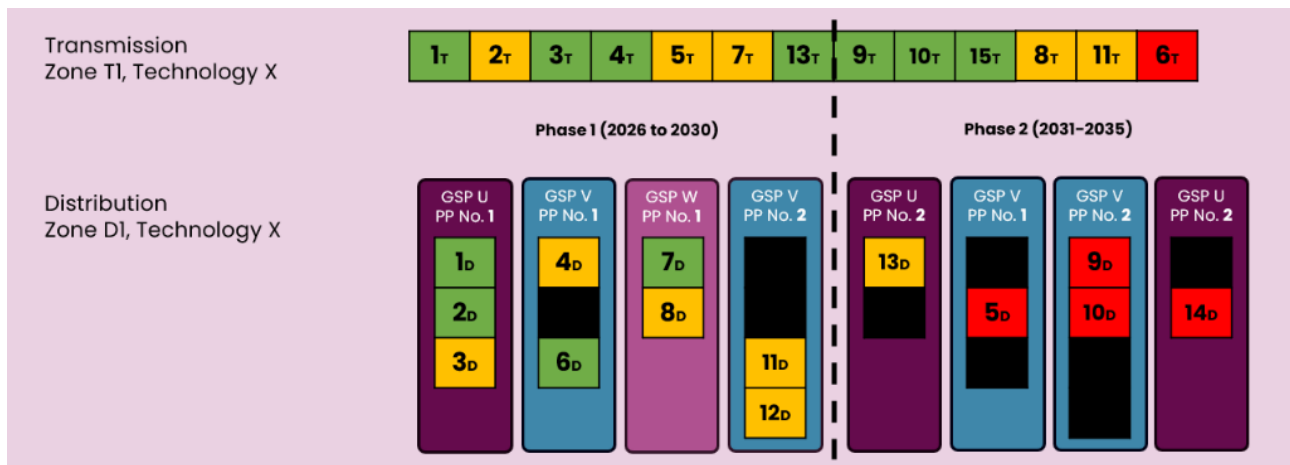


Figure A3: Establishing the sub-queues to be combined

Combining Transmission and Distribution Sub-Queues

Figure A4 below shows an example of how the sub-queues would look once combined. This ordering would be based on the NESO Countersignature date for both the Transmission Projects and the Project Progressions:

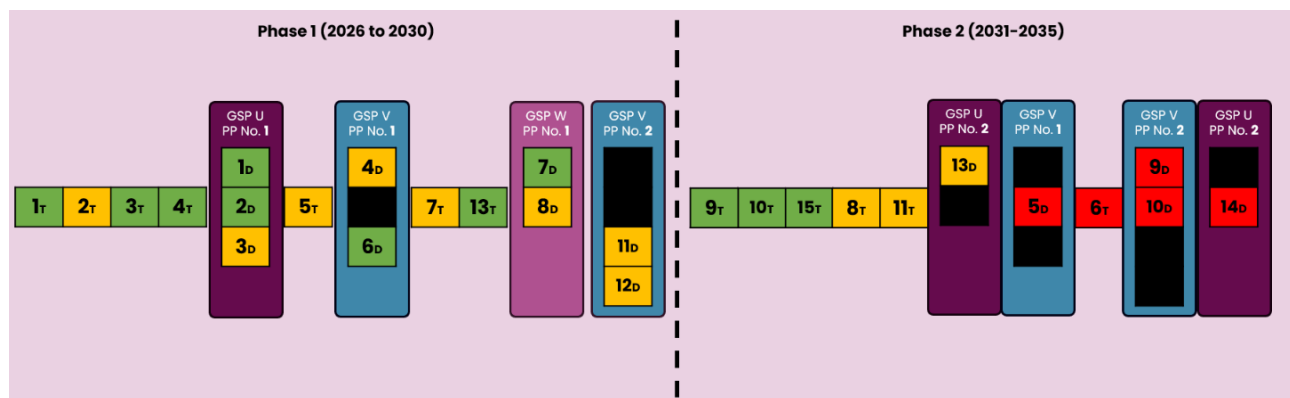


Figure A4: Result of combining the Transmission and Distribution sub-queues

Public

Appendix 12

GNDM Abbreviations

Appendix 12: CNDM abbreviations

The below table lists abbreviations used throughout this document.

Abbreviation	Meaning	Abbreviation	Meaning
ATV	Agreement To Vary	OHA	Offshore Hybrid Asset
CATO	Competitively Appointed Transmission Owner	PoC	Point of Connection
CND	Connections Network Design	RESP	Regional Energy Strategic Plan
CNDM	Connections Network Design Methodology	SBN	Scheme Briefing Note
CPA	Construction Planning Assumptions	SGT	Super Grid Transformer
CSNP	Centralised Strategic Network Plan	SQSS	Security and Quality of Supply Standard
CUSC	Connection and Use of System Code	SSEP	Strategic Spatial Energy Plan
DNO	Distribution Network Operators	tCSNP	Transitional Centralised Strategic Network plan
DRC	Data Registration Code	TMO4+	Target Model Option (TMO4 is core foundational process)
FES	Future Energy Scenarios	TO	Transmission Owner
GSP	Grid Supply Point	TOCO	Transmission Owner Construction Offer
HND	Holistic Network Design		

Public

Appendix 23

Key GNDM Terminologies

Appendix 23: Key CNDM Terminologies

Detailed description of terminologies mentioned throughout this document.

Terminologies	Description
Enabling Works	The transmission reinforcement works which need to be completed before a generator can connect without Temporary Non-Firm arrangements / temporary restrictions on availability (and so is connecting either Enduring Non-Firm or Firm).
Enduring Non-Firm	Also known as a Design Variation or Customer Choice connection. This means the User has been offered or has accepted a connection which will never be fully firm. This is most commonly a single PoC to the transmission system (as opposed to a double busbar connection), which means for the outage of that piece of transmission equipment the user will be disconnected and not compensated. There could however be other enduring non-firm arrangements.
Firm	An offer or agreement that has no restrictions on availability, other than those that can be imposed under the codes (e.g. cat2 and cat4 intertrips). This is the default assumption for a connection, and Users have a right to insist on a firm connection. These Users can still be taken off the system as needed, but only through commercial trading or Balancing Mechanism actions (outside of emergency conditions) and so are compensated for those actions.
Gate 2 Readiness Date	The date on which the project achieved the Gate 2 Readiness Criteria (e.g. the date the User secured the requisite land rights).
Permitted Capacity	The capacity ranges outlined in the CP30 Action Plan for each technology type also include capacity that is installed and operational. Once installed and operational capacity has been subtracted from these capacity ranges, the remaining available capacity that can be allocated to projects that meet the Gate 2 Criteria is defined within this document as the Permitted Capacity.
Temporary Non-Firm	These are temporary restrictions that apply from a certain date until another date or until certain works are completed. This is most commonly as a result of the User wishing to connect ahead of the earliest firm connection date that can be provided and means that until that firm date the User accepts the temporary restrictions. Note that a party can have both temporary and enduring non-firm restrictions. This will mean that both sets of restrictions initially apply, then at a certain date or when certain works are complete the temporary restrictions will cease to apply, but the enduring ones will remain. There can also be stages of temporary restrictions where the restrictions change but are not yet entirely removed until another later date.
Wider Works	All other (non-Enabling Works) transmission reinforcement works associated with accommodating the new generator to ensure compliance with the Security and Quality of Supply Standards (SQSS).

Appendix 3 Publishing the Queue Revision Outcome

~~Once both the Gate 2 Readiness and Gate 2 Strategic Alignment Criteria have been applied to the existing queue, NESO will publish the outcome of this activity in a sufficiently anonymised and amalgamated fashion. This will inform existing and prospective Users of the revised status of each zone for each technology (e.g. showing any remaining permitted capacities) and inform future applications to Gate 2.~~

A3.1 Based on the outcome of the Gate 2 Criteria assessment and as soon as reasonably practicable, the following will be published for each zone by NESO to the extent it is practicable (and where it does not result in individual projects being identifiable):

- a) MW volume of projects that are expected to receive a Gate 2 offer, broken down by allocations to Phase 1 and Phase 2
- b) MW volume of projects that are expected to receive a Gate 1 offer (or, for small and medium embedded Users, revert to an existing DNO offer)
- c) MW volume of 'protected' projects deemed to have met Strategic Alignment Criteria a)
- d) Detail of any substitutions made to account for 'protected' projects or undersupply
- e) Detail of any changes made to the permitted capacity in the zone as a result of substitutions
- f) MW volume of 'project specific' Gate 1 reservations and the reasons for these
- g) MW volume of 'non-project specific' Gate 1 reservations ~~(including undersupply)~~ and reasons for these
- h) MW permitted capacity (per technology) remaining that is available for future Gated Application Windows
- i) Total MW volume of designated projects and reasons for these
- j) The "[Gate 2 EA Register](#)" (containing the information which would have been included under CMP4345 WACM71, where users provide consent)

A3.2 If, for any of the information listed in A3.1, a zonal breakdown will result in individual projects being identifiable, this data will be amalgamated and presented for larger zones (e.g. Transmission Zone 1 and Distribution Zone 1 combined, all zones in Scotland combined, etc.)

A3.3 A3.1 e) and A3.1 h) will not be amalgamated to provide clarity ahead of the next CMP434 application window as to where permitted capacity has not yet been reached.

A3.4 For the avoidance of doubt, 'permitted' and 'available' capacity in the above context refer to the capacity totals outlined in the CP30 Action Plan. Where this permitted capacity has not yet been reached in a zone, there is 'available' capacity remaining in that zone. This is not illustrative of the actual capacity available on the network, which may be greater or lesser than the 'permitted' capacity for future applications.

Appendix 4: “End of Queue” Study Concept

A4.1 TOs will reassess the existing queue in three stages: first, the projects in Phase 1 will be assessed, followed by the projects in Phase 2, and finally any projects that meet Strategic Alignment Criteria a), c) or d) and are due to connect beyond 2035.

A4.2 For assessing Phase 1 and Phase 2, an “End of Queue” study will be conducted to allow the TOs to understand the infrastructure required to, where possible, facilitate connection of the Phase 1 projects by 2030 and the Phase 2 projects by 2035. **Figure A1** introduces the concept of an “End of Queue” study and shows how this would be approached on a regional basis. This approach will be repeated when studying the Phase 2 projects and may then also be used for any 2035+ projects if required.

A4.3 Forming the regional study queue in this way facilitates the collective assessment of Gate 1 offshore projects requiring connection point and capacity reservation. Grouping these projects enables a more coordinated connection to be developed and several onshore interface/connection points to be considered without impacting the rest of the queue.

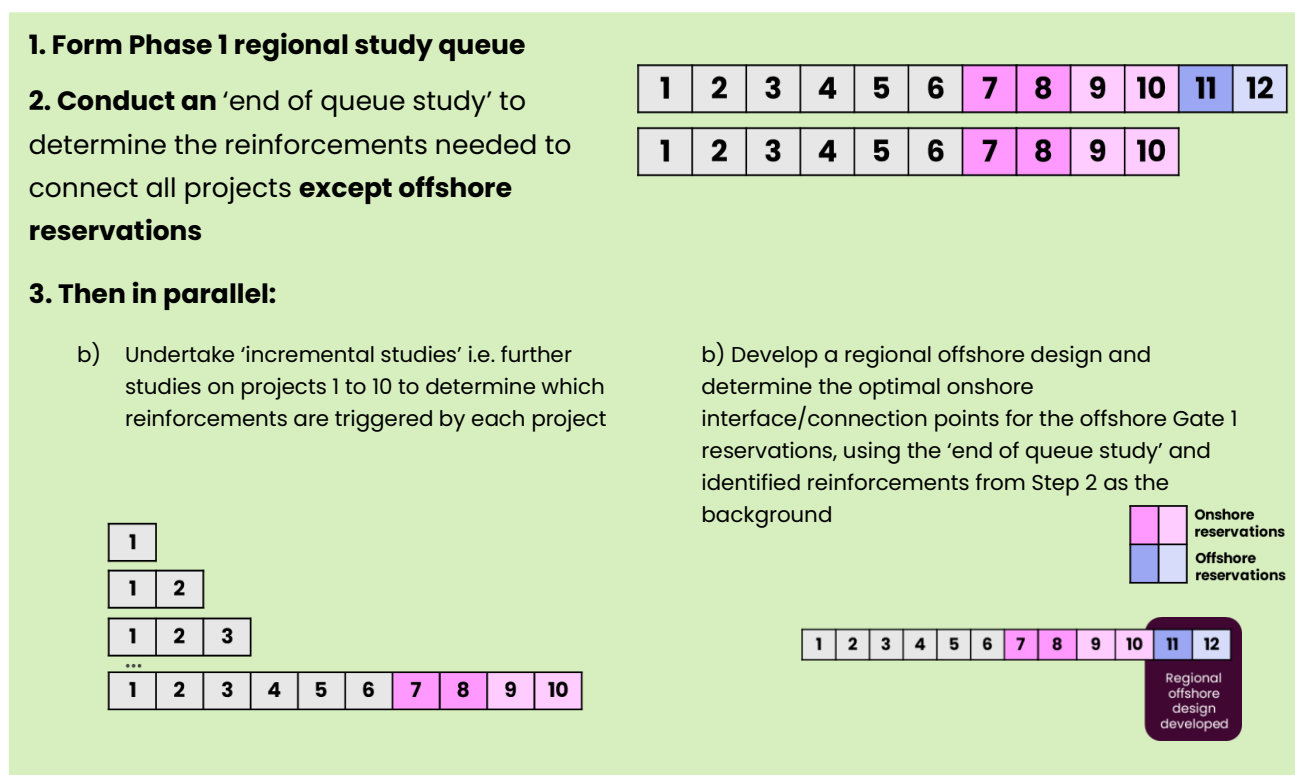


Figure A1: Example of how the Phase 1 queue will be assessed for each study region

[Appendix 5: Rebalancing zonal capacities to account for protections](#)

A5.1 Due to the protections NESO has provided for existing projects, there may be cases where permitted capacities for 2030 or 2035 are exceeded in some zones. Where possible, NESO will adjust or 'rebalance' the zonal capacities to maintain alignment to the GB-wide total permitted capacities. This rebalancing will only be permitted where the criteria outlined for substitutions in Appendix 6 are met.

A5.2 This rebalancing will not result in any 'protected' projects being removed from the queue. If all zonal (and therefore also the GB total) permitted capacities were exceeded when considering only protected projects, then all of these projects would still be deemed to meet the Gate 2 Strategic Alignment Criteria.

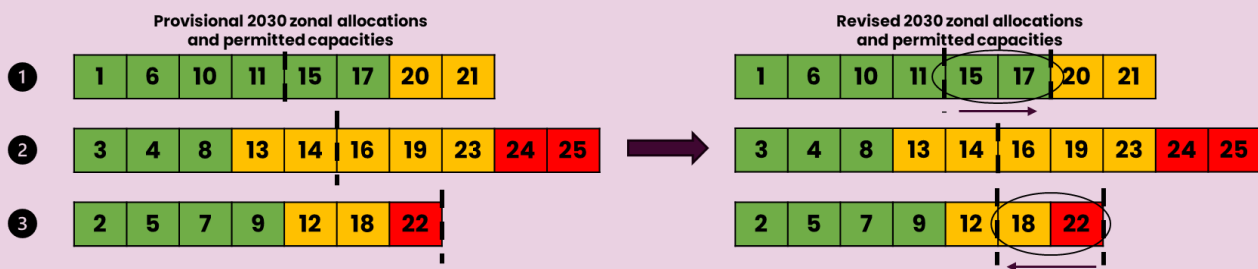
A5.3 This rebalancing does not require a change to the connection location of any associated project(s). Rather, the permitted capacity would be increased to accommodate the additional project(s) in one zone and another zone's permitted capacity would be decreased to ensure alignment to the overall GB permitted capacity is maintained.

A5.4 Figure A2 shows an example of how NESO will adjust zonal permitted capacities to account for protections.

For each technology with a zonal breakdown, the GB-wide queue will be divided into zones and aligned to the CP30 Action Plan as outlined in [Section 7.4](#)~~Section 5.7~~. In the following example, there are 25 projects in the GB-wide queue for this particular technology, which are split across 3 zones.

For simplicity, each project is assumed to have the same 100MW capacity.

The 25 projects are allocated provisionally to each zone. Projects 15 and 17 exceed the 2030 zonal permitted capacity but are 'protected'. **The projects in the provisional allocations with the latest queue positions (projects 18 and 22) are removed** to accommodate projects 15 and 17 being added. This results in the revised zonal allocation.



The 2030 permitted capacity for each zone is now recalculated as shown in the table.

This process would be repeated for the 2035 permitted capacity for each technology with a zonal breakdown. Projects 18 and 22 would be reconsidered for alignment to the 2035 requirements.

Zone	2030 Permitted Capacity	Total Capacity of 'Protected' Projects	Adjusted 2030 Permitted Capacity
1	400 MW	600 MW	600 MW
2	500 MW	300 MW	500 MW
3	700 MW	400 MW	500 MW

Figure A2: Example of adjusting zonal allocations and permitted capacities

[Appendix 6 Zonal substitutions to address undersupply](#)

A6.1 Where undersupply is a result of a zonal imbalance against the CP30 Action Plan, NESO will determine whether adjusting the capacity allocated to adjacent zones will resolve the issue.

A6.2 This will only be permitted where **all** of the following criteria are met:

- a) The undersupply in zone A and the oversupply in zone B relate to the same technology
- b) Zone A and zone B are geographically overlapping or adjacent zones
- c) The project(s) in zone B are not known* to have a significantly worse impact on local constraints than a project connecting in zone A

A6.3 For the avoidance of doubt, substitution between overlying or adjacent transmission and distribution zones is also permitted.

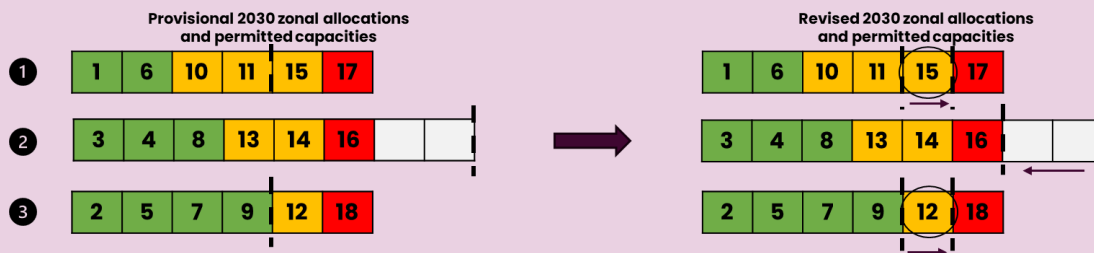
A6.4 This approach is outlined in Figure A3 and is designed such that planning status is a factor in determining which projects are 'substituted'.

** this will be determined prior to detailed network studies and as such will only consider clear cases that are known based on existing projects and/or that can be clearly demonstrated through a high-level examination of the network and constraint boundaries*

A6.5 Substitution does not require a change to the connection location of the project(s) in question; rather, the permitted capacity would be increased to accommodate the additional capacity in one zone and another zone's permitted capacity would be decreased to ensure alignment to the overall GB requirement is maintained. This is explained in **Figure A3**.

In this example, there are 18 projects in the GB-wide queue for this technology which are split across 3 zones. **Each project has the same 100MW capacity.**

These projects are provisionally aligned within each zone. Projects 12, 15, 17 and 18 exceed the 2030 zonal permitted capacities of Zones 1 and 3; meanwhile there is undersupply in Zone 2. **The projects that have the earliest queue positions and are outwith their zonal permitted capacities (projects 12 and 15) are added to their zones** to substitute for the undersupply in Zone 2. This results in the revised zonal allocation shown below.



The 2030 permitted capacity for each zone is now recalculated as shown in the table.

This process would be repeated for the 2035 permitted capacity for each technology with a zonal breakdown. Projects 17 and 18 would be reconsidered for alignment to the 2035 requirements.

Zone	2030 Permitted Capacity	Oversupply / Undersupply	Adjusted 2030 Permitted Capacity
1	400 MW	+ 200 MW oversupply	500 MW
2	800 MW	- 200 MW undersupply	600 MW
3	400 MW	+ 200 MW oversupply	500 MW

Figure A3: Example of using zonal substitutions to address undersupply

Appendix 7 Incremental Studies

A7.1 For each “End of Queue” study, projects will be reassessed against the existing plan of transmission reinforcement works. These studies will identify any changes required to the delivery timescales of these works, as well as identifying any new requirements for local works.

A7.2 TOs will use a combination of queue-based and year-based studies to re-optimize the planned works and then determine which projects trigger or are dependent on these works. ~~It is changes to these works and their delivery dates which can facilitate advancement for projects which have requested it.~~

~~The potential removal of enabling works will still be considered for projects that do not request advancement. See Figure A5 for an example of how this will be conducted.~~

A7.3 Queue-based studies involve assessing a project against all the other projects ahead of it in the queue, regardless of the year in which those projects are ~~due to or~~ requesting to connect. Year-based studies focus only on the projects that will be connected before or within the year being studied. The former is required to determine which works each individual project triggers. ~~The latter can be used to identify cases for further advancement where appropriate.~~

~~There may be cases where not all projects need to be reassessed individually. Smaller projects may be combined and assessed collectively, where it is likely that the group of projects will all receive the same or a similar outcome from the assessment.~~

A7.4 TO discretion will be applied to determine when it is suitable to group projects for assessment. In cases where a group of projects are found to trigger a reinforcement, further studies may be conducted as required to determine which projects in that group trigger the reinforcement.

~~By preserving the **relative** queue position of projects in Phase 1, NESO and TOs minimise the risk of projects that do not request advancement being negatively impacted by the reassessment of other projects.~~

~~**Figure A5** shows how projects will be reassessed against the previously identified programme of works. This is a simplified and illustrative example which assumes a project's queue position aligns with their order of connection.~~

Due to the revised queue order in Phase 2, the required reinforcements and their associated delivery plans are more likely to change:

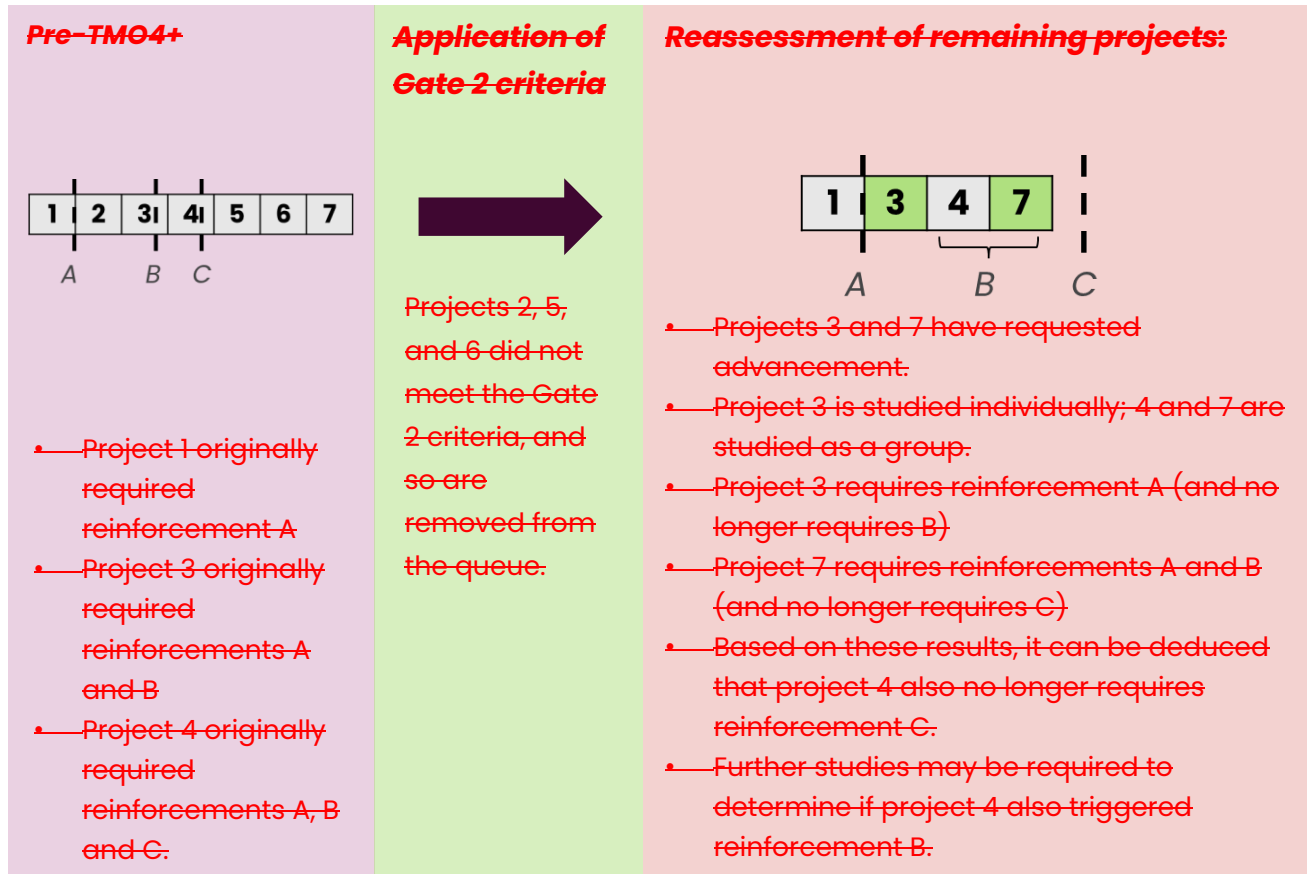


Figure A5: Example of how Phase 1 will be reassessed

Appendix 8 Assessment of relevant embedded generation

Where appropriate, assessments will also be undertaken at Grid Supply Points (GSPs) to determine any further local or GSP works required to connect relevant embedded projects. These assessments will enable TOs to identify requirements for e.g. new Super Grid Transformers (SGTs) or any requirements to resize those previously proposed.

A8.1 The relevant TO will identify the scenarios where a GSP may require reassessment. NESO expect TOs to prioritise the following scenarios when determining which GSPs require reassessment as part of the Gate 2 to Whole Queue exercise:

Where a high percentage of projects previously contracted to connect at the GSP have been removed from the queue following the application of the Gate 2 Criteria
Where a high number of Project Progressions are associated with a single GSP
Where works associated with new SGT(s) have been triggered

Technical Limits will continue to be used to facilitate the connection of relevant embedded generation before transmission reinforcement works have been completed.

In areas where Technical Limits are not currently in place, other design variations will be explored to facilitate earlier connections under temporary restrictions to availability.

A8.2 If a Phase 1 project cannot be connected in 2030 or earlier under a firm (or enduring non-firm) connection, it will be assessed against the Technical Limits for 2030 and connected earlier under temporary restrictions to availability where possible.

A8.3 Where Phase 2 projects have requested to connect before 2030, these projects will be assessed against the Technical Limits for 2030 and connected earlier under temporary restrictions to availability where possible. These projects will remain aligned to the 2035 permitted capacity for the purposes of queue position and the date of their full connection, whether that be a firm connection or a connection under enduring restrictions on availability. Their earlier connection date under temporary restrictions will not result in them being counted towards the 2030 permitted capacity.

Public

A8.4 Projects which do not align with the 2030 or 2035 permitted capacities will not be permitted to connect under Technical Limits. This will apply until the SSEP outlines a permitted capacity beyond 2035. At this point, projects that align to the 2035+ permitted capacity will be considered against 2035 Technical Limits where appropriate.

Projects eligible to connect under Technical Limits (or an equivalent Design Variation) are shown in **Figure A5**.

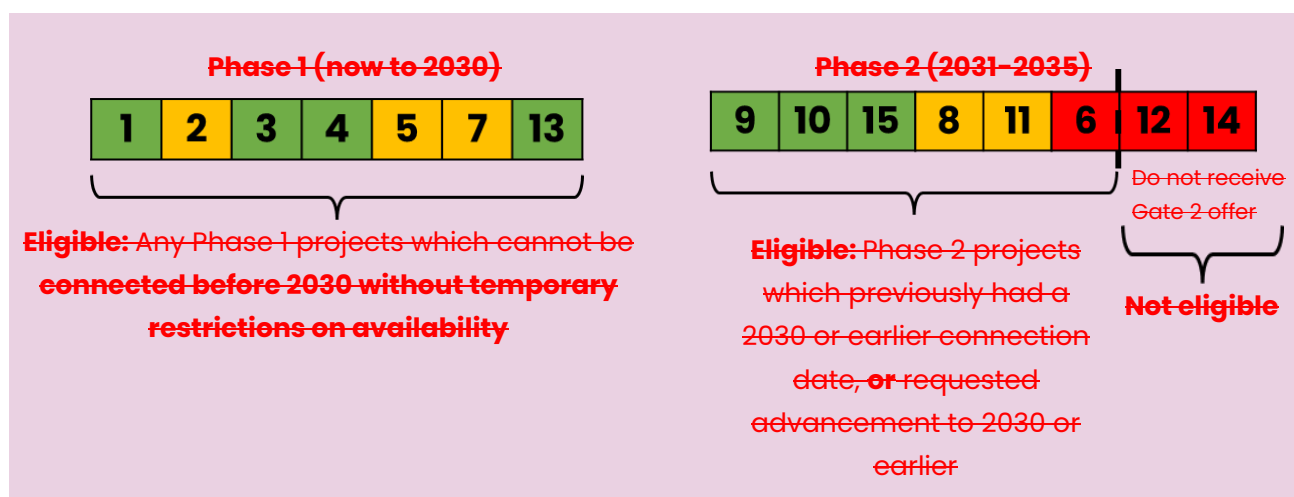


Figure A5: Projects eligible to connect under Technical Limits