

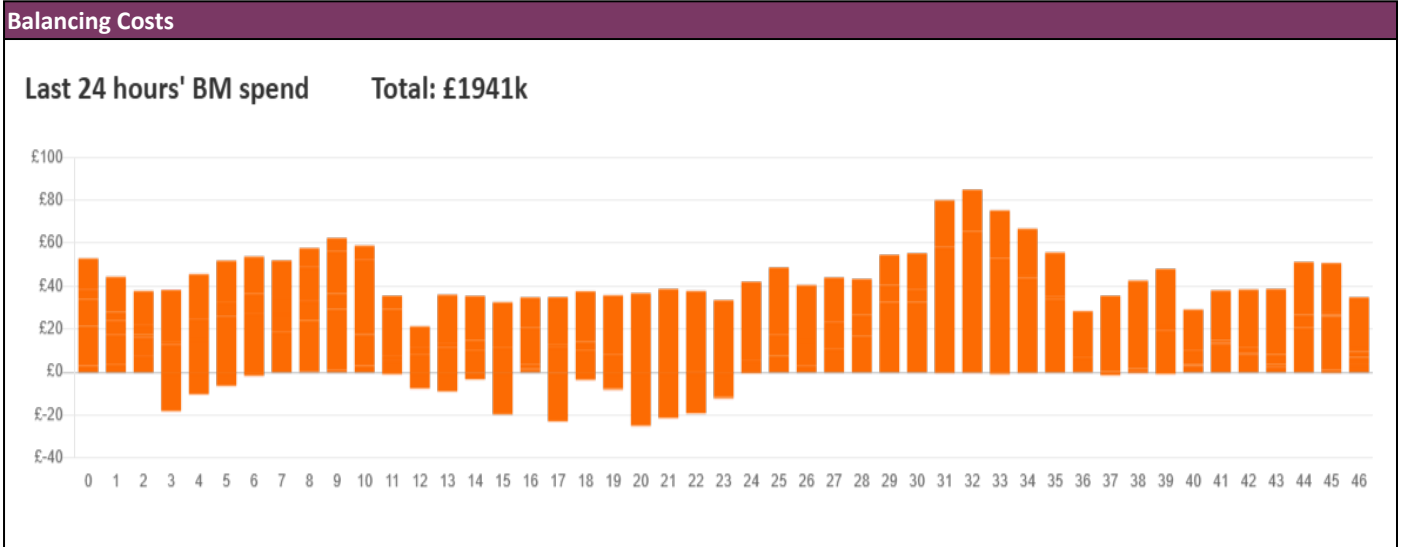
NESO
National Electricity
Transmission
System
Status report



NESO National Electricity Transmission System Status Report
Tuesday 16 December 2025

Today's High Level Risk Status Forecast for the next 24h			
General Status		Voltage	
Demand		System Inertia	
System Margins		Weather	
Generation		Transmission	
Active Constraints			
System Warning			

Today's Minimum De-Rated Margin	7,208 MW (SP 36)	
Current BMU Largest Loss Risk	Generation	1500 MW
	Demand	1150 MW



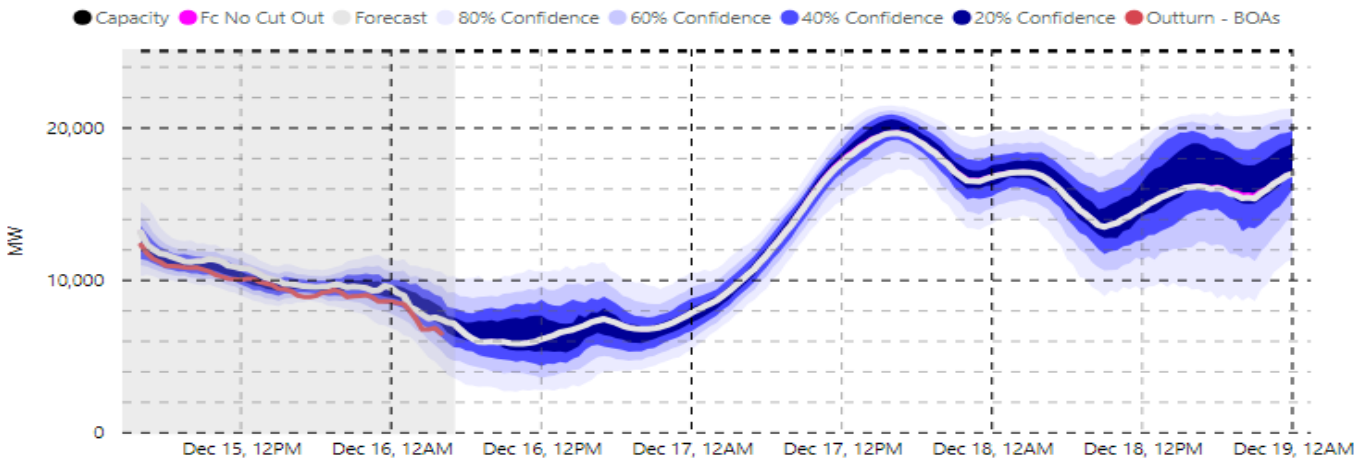
Yesterday's Market Summary

Cash Out Price (Max)	£149.95 / MWh (SP 36)
Cash Out Price (Min)	£41.92 / MWh (SP 5)
Peak Demand Yesterday	40,831 MW (SP 35)
Minimum Demand	20,663 MW (SP 9)

Interconnector Net Transfer Capacity (MWs)

Today	Import	Export	Remarks
Netherlands (BritNed)	1000	1000	Fully Available
Belgium (Nemo)	1000	1000	Fully Available
Ireland (EWIC)	500	500	Fully Available
Northern Ireland (MOYLE)	500	500	Fully Available
Norway (NSL)	1400	1400	Fully Available
France (IFA2)	1000	1000	Fully Available
Ireland (GreenLink)	500	500	Fully Available
Viking Link	1400	1400	Fully Available
France (ElecLink)	1000	1000	Fully Available
France (IFA)	1500	1500	Partially Available

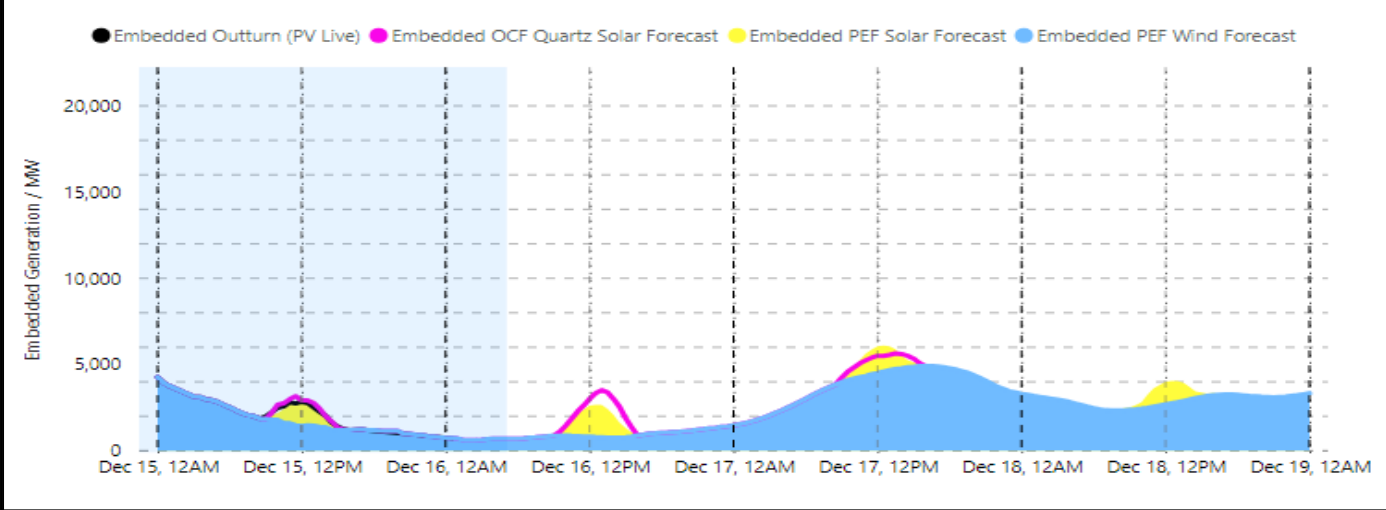
Wind Power Forecast



Expected embedded generation (MWs)

Embedded Generation Forecast

Embedded Generation (non-metered) Estimates																Last run: 16-Dec-2025 04:32:14	
	15-DEC-2025					16-DEC-2025					17-DEC-2025						
	05:00	08:00	12:00	17:00	21:00	00:00	05:00	08:00	12:00	17:00	21:00	00:00	05:00	08:00	12:00	17:00	21:00
Solar (MW)	0	0	1399	0	0	0	0	0	2152	0	0	0	0	0	900	0	0
Wind (MW)	2961	2115	1493	1289	1013	770	750	898	2939	953	1183	1454	2627	3677	4571	5088	4090
STOR (MW)	0	0	0	0	0	0	0	0	0	0	0	0	0	0	0	0	0
Total (MW)	2961	2115	2892	1289	1013	770	750	898	2939	953	1183	1454	2627	3677	5471	5088	4090



Weather	Source	Commentary
Latest forecast (Summary)	Met Office SEPA Natural Resources Wales	Today: A bright day for many. Fog and frost developing overnight. Tonight: Fog and frost patches developing through this evening and overnight as skies clear for many. However, cloud and rain will return to western areas during the early hours
General Weather Concerns e.g. wind, rain, snow, flooding, GB Weather Warnings	Met Office Weather Warning England Flood Warning SEPA Natural Resources Wales	UK Weather Warnings Yellow warning of rain Yellow - Possible Areas affected: South West England, Wales, West Midlands South West England Wales West Midlands Starts: 10:00 GMT Wednesday 17 December 10:00 (GMT) Wed 17 Dec Ends: 23:59 GMT Wednesday 17 December 23:59 (GMT) Wed 17 Dec Heavy rain could lead to some travel disruption and possible flooding. - Spray and flooding could lead to difficult driving conditions and some road closures

Weather	Source	Commentary
		<ul style="list-style-type: none"> - Where flooding occurs, there is a chance of delays or cancellations to train and bus services - There is a slight chance of power cuts and loss of other services to some homes and businesses - There is a chance that homes and businesses could be flooded, causing damage to some buildings - There is a small chance that some communities will become cut off by flooded roads <p>Flood Warnings 15 flood warnings and 108 flood alerts issued for England. 1 flood warning and 0 flood alerts issued for Scotland 2 flood warnings and 22 flood alerts issued for Wales</p>

Contains public sector information licensed under the Open Government Licence v1.0

Further Information	
BM Reports	https://www.elexon.co.uk/data/kinnect-insights-solution/
System Balancing Reports	https://www.neso.energy/industry-information/industry-data-and-reports/system-balancing-reports
Forecast Volumes and Costs	https://www.neso.energy/industry-information/industry-data-and-reports/forecast-volumes-and-costs