

# NESO

## National Electricity Transmission System Status report

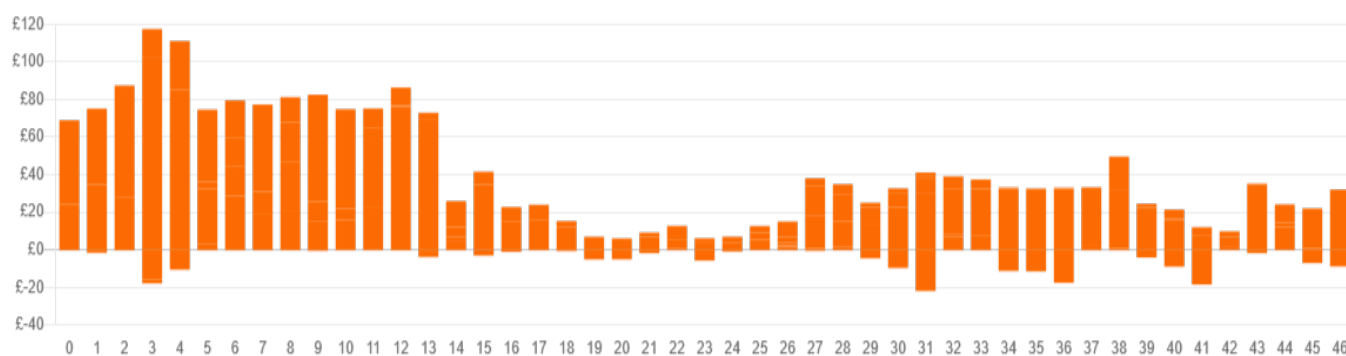
NESO National Electricity Transmission System Status Report  
Tuesday 09 December 2025

Today's High Level Risk Status Forecast for the next 24h			
General Status		Voltage	
Demand		System Inertia	
System Margins		Weather	
Generation		Transmission	
Active Constraints			
<a href="#">System Warning</a>			

<a href="#">Today's Minimum De-Rated Margin</a>	18100MW (SP 37)	
Current BMU Largest Loss Risk	Generation	1400 MW
	Demand	950 MW

### Balancing Costs

Last 24 hours' BM spend      Total: £1802k



### Yesterday's Market Summary

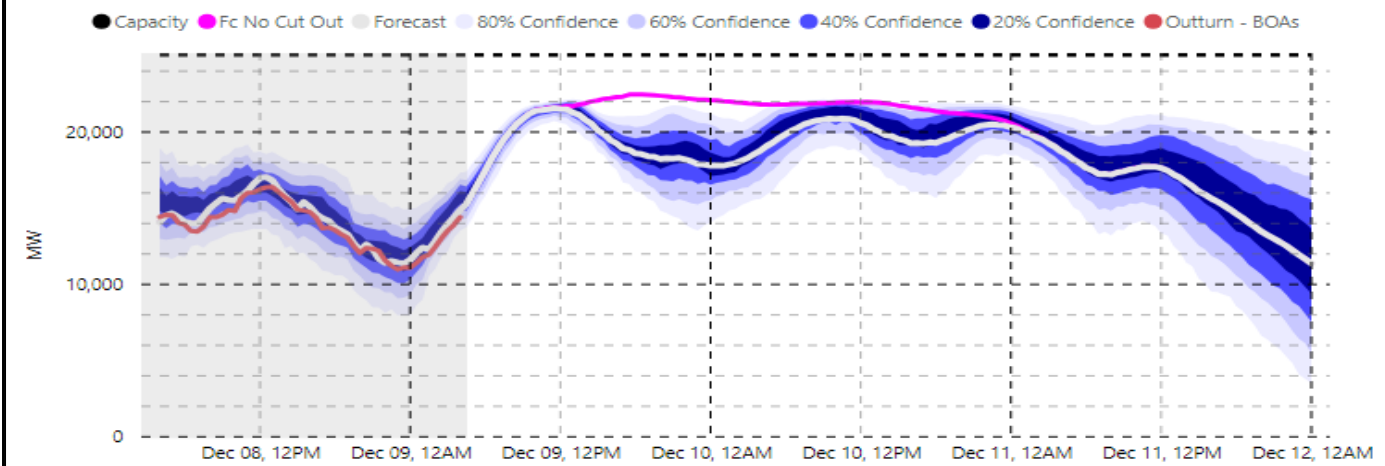
<a href="#">Cash Out Price (Max)</a>	£114. /MWh (SP 15)
<a href="#">Cash Out Price (Min)</a>	£ 21.88 /MWh (SP 1)
<a href="#">Peak Demand Yesterday</a>	39,668 MW
<a href="#">Minimum Demand</a>	21,350 MW

### Interconnector

#### Net Transfer Capacity (MWs)

Today	Import	Export	Remarks
Netherlands (BritNed)	1000	1000	Fully Available
Belgium (Nemo)	1000	1000	Fully Available
Ireland (EWIC)	500	500	Fully Available
Northern Ireland (MOYLE)	500	500	Fully Available
Norway (NSL)	1400	1400	Fully Available
France (IFA2)	1000	1000	Fully Available
Ireland (GreenLink)	500	500	Fully Available
Viking Link	1400	1400	Fully Available
France (ElecLink)	1000	1000	Fully Available
France (IFA)	1500	1500	Partially Available

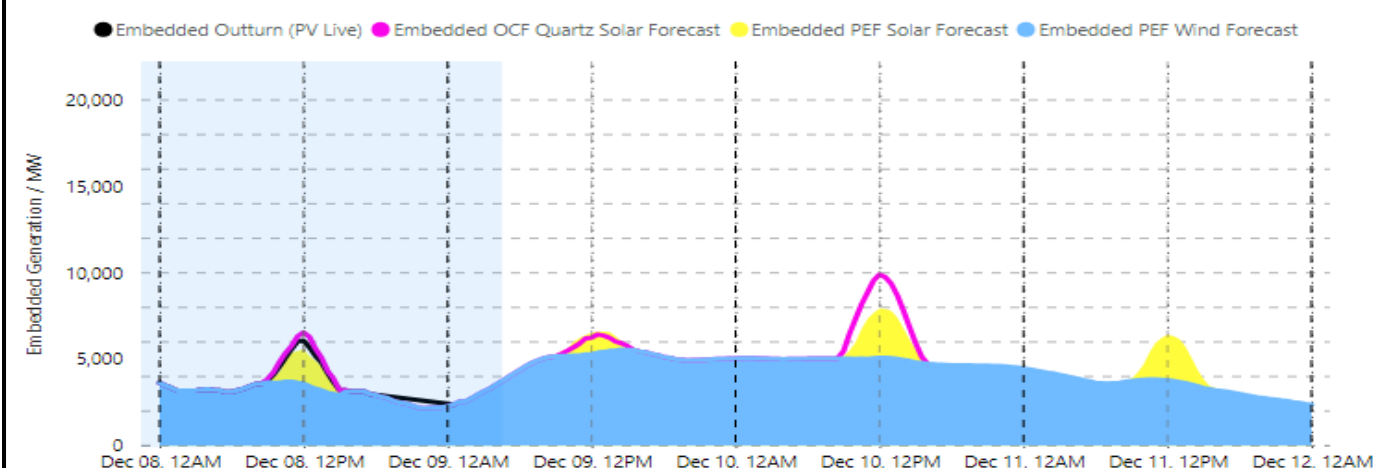
## Wind Power Forecast



## Expected embedded generation (MWs)

### Embedded Generation Forecast

Embedded Generation (non-metered) Estimates																Last run: 09-Dec-2025 04:31:49	
	08-DEC-2025					09-DEC-2025					10-DEC-2025						
	05:00	08:00	12:00	17:00	21:00	00:00	05:00	08:00	12:00	17:00	21:00	00:00	05:00	08:00	12:00	17:00	21:00
Solar (MW)	0	0	2480	0	0	0	0	0	528	0	0	0	0	0	4535	0	0
Wind (MW)	3326	3669	3672	3214	2394	2382	4164	5223	5488	5461	5119	5195	5184	5198	5209	4926	4862
STOR (MW)	0	0	0	0	0	0	0	0	0	0	0	0	0	0	0	0	0
Total (MW)	3326	3669	6152	3214	2394	2382	4164	5223	6016	5461	5119	5195	5184	5198	9744	4926	4862



Weather	Source	Commentary
Latest forecast (Summary)	<a href="#">Met Office</a> <a href="#">SEPA</a> <a href="#">Natural Resources Wales</a>	<b>Today:</b> Wet and very windy in the north, especially for western Scotland. Elsewhere, rain clearing eastwards to sunny spells and isolated showers. A blustery and very mild day for all <b>Tonight:</b> Storm Bram will arrive with heavy rain and strong to gale force winds spreading northeast from southwest England overnight, likely leading to some flooding and travel disruption. Turning increasingly mild throughout the night.
General Weather Concerns e.g. wind, rain, snow, flooding, GB Weather Warnings	<a href="#">Met Office</a> <a href="#">Weather Warning</a> <a href="#">England Flood Warning</a> <a href="#">SEPA</a> <a href="#">Natural Resources Wales</a>	<b>UK Weather Warnings</b> Yellow warning of rain Areas affected: London & South East England, South West England, Wales, West Midlands London & South East England   South West England   Wales   West Midlands Yellow warning of wind Areas affected: South West England, Wales South West England   Wales <b>Flood Warnings</b>

Weather	Source	Commentary
		19 flood warnings and 172 flood alerts issued for England. 20 flood warning and 12 flood alerts issued for Scotland 2 flood warning and 52 flood alerts issued for Wales

*Contains public sector information licensed under the Open Government Licence v1.0*

Further Information	
BM Reports	<a href="https://www.elexon.co.uk/data/kinnect-insights-solution/">https://www.elexon.co.uk/data/kinnect-insights-solution/</a>
System Balancing Reports	<a href="https://www.neso.energy/industry-information/industry-data-and-reports/system-balancing-reports">https://www.neso.energy/industry-information/industry-data-and-reports/system-balancing-reports</a>
Forecast Volumes and Costs	<a href="https://www.neso.energy/industry-information/industry-data-and-reports/forecast-volumes-and-costs">https://www.neso.energy/industry-information/industry-data-and-reports/forecast-volumes-and-costs</a>