



# NESO

## National Electricity Transmission System

### Status report

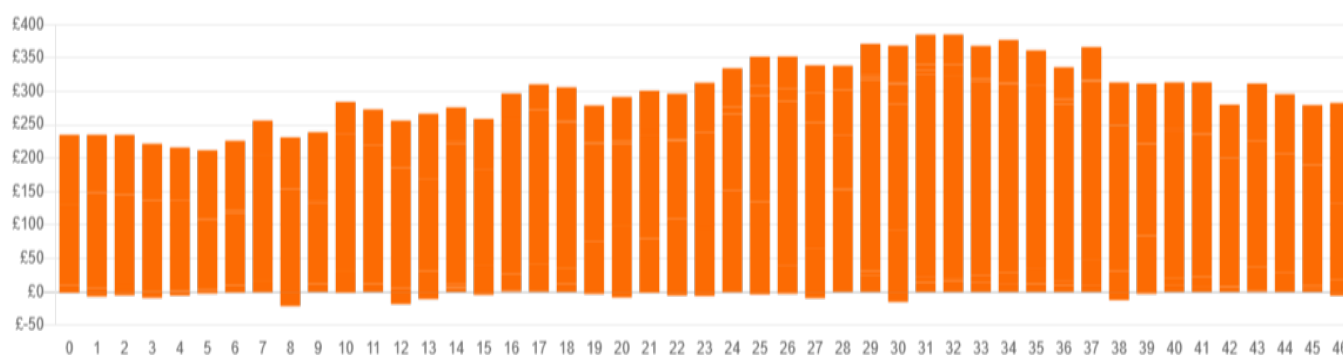
NESO National Electricity Transmission System Status Report  
Monday 03 November 2025

Today's High Level Risk Status Forecast for the next 24h			
General Status		Voltage	
Demand		System Inertia	
System Margins		Weather	
Generation		Transmission	
Active Constraints			
<a href="#">System Warning</a>			

<a href="#">Today's Minimum De-Rated Margin</a>	23,595 MW (SP 35)	
Current BMU Largest Loss Risk	Generation	1500 MW
	Demand	1050 MW

### Balancing Costs

Last 24 hours' BM spend      Total: £13876k



### Yesterday's Market Summary

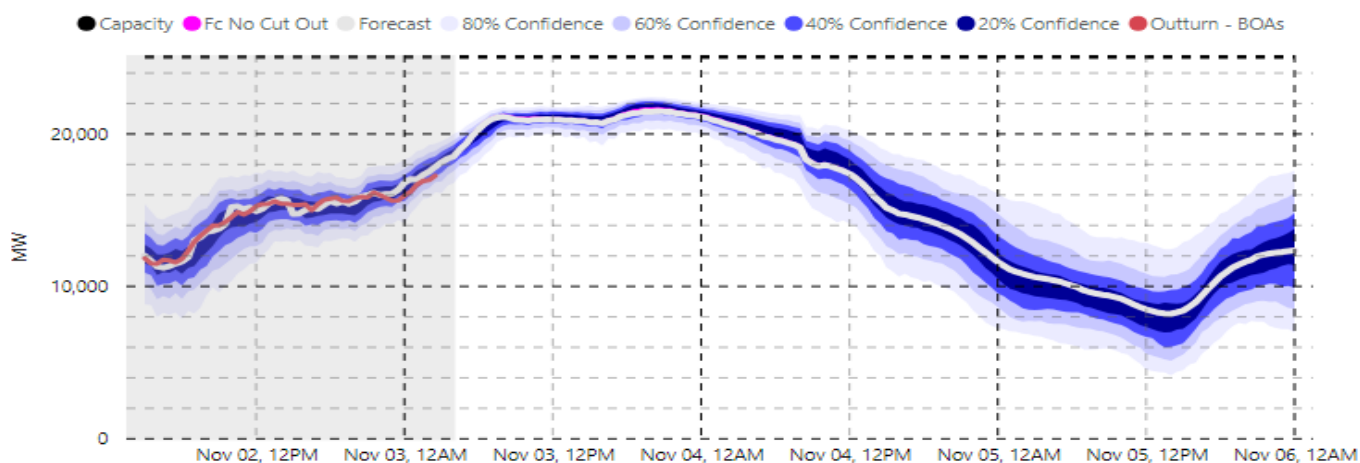
<a href="#">Cash Out Price (Max)</a>	£109 / MWh (SP 36-39)
<a href="#">Cash Out Price (Min)</a>	£-4.42 / MWh (SP 30)
<a href="#">Peak Demand Yesterday</a>	35,469 MW
<a href="#">Minimum Demand</a>	19,541 MW

### Interconnector

#### Net Transfer Capacity (MWs)

Today	Import	Export	Remarks
Netherlands (BritNed)	1000	1000	Fully Available
Belgium (Nemo)	1000	1000	Fully Available
Ireland (EWIC)	500	500	Fully Available
Northern Ireland (MOYLE)	500	500	Fully Available
Norway (NSL)	1400	1400	Fully Available
France (IFA2)	0	0	Planned outage
Ireland (GreenLink)	500	500	Fully Available
Viking Link	1400	1400	Fully Available
France (ElecLink)	1000	1000	Fully Available
France (IFA)	1500	1500	Unplanned Outage

## Wind Power Forecast

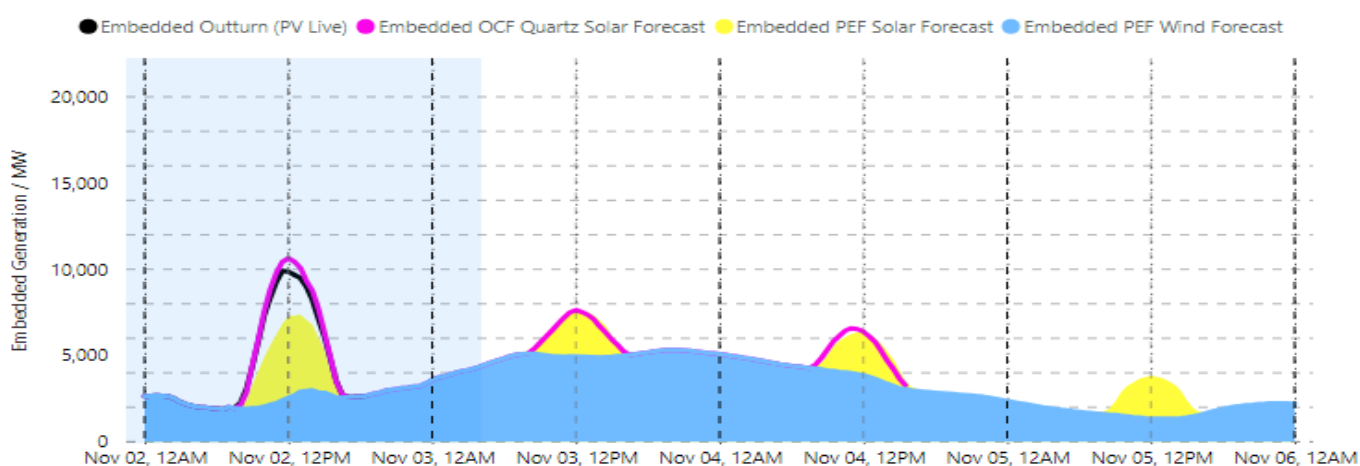


## Expected embedded generation (MWs)

### Embedded Generation Forecast

#### Embedded Generation (non-metered) Estimates Last run: 03-Nov-2025 04:31:32

	02-NOV-2025					03-NOV-2025					04-NOV-2025				
	05:00	08:00	12:00	17:00	21:00	00:00	05:00	08:00	12:00	17:00	21:00	00:00	05:00	08:00	12:00
Solar (MW)	0	323	7300	0	0	0	0	25	2237	0	0	0	0	271	2075
Wind (MW)	2025	1984	2659	2611	3145	3603	4741	5270	5101	5236	5463	5236	4659	4399	4003
STOR (MW)	0	0	0	0	0	0	0	0	0	0	0	0	0	0	0
Total (MW)	2025	2307	9959	2611	3145	3603	4741	5295	7338	5236	5463	5236	4659	4670	6078



Weather	Source	Commentary
Latest forecast (Summary)	<a href="#">Met Office</a> <a href="#">SEPA</a> <a href="#">Natural Resources Wales</a>	<b>Today:</b> A cloudy day, with outbreaks of rain. The rain heaviest and most persistent across the high ground in the west. Some sunnier skies developing at times, mainly towards southeast England and also northeast Scotland. Very mild and rather windy.  <b>Tonight:</b> Outbreaks of rain continuing through the night, mainly focused across northern and western England and Wales. Drier elsewhere, with scattered showers. Very mild, particularly in the south. Blustery winds.
General Weather Concerns e.g. wind, rain, snow, flooding, GB Weather Warnings	<a href="#">Met Office</a> <a href="#">Weather Warning</a> <a href="#">England Flood Warning</a> <a href="#">SEPA</a> <a href="#">Natural</a>	<b>UK Weather Warnings</b> No weather warnings are in force for the UK  <b>Flood Warnings</b> 0 flood warning and 15 flood alerts issued for England. 1 flood warnings and 0 flood alerts issued for Scotland. 0 flood warnings and 0 flood alerts issued for Wales.

Weather	Source	Commentary
	<a href="#">Resources</a> <a href="#">Wales</a>	

*Contains public sector information licensed under the Open Government Licence v1.0*

Further Information	
BM Reports	<a href="https://www.elexon.co.uk/data/kinnect-insights-solution/">https://www.elexon.co.uk/data/kinnect-insights-solution/</a>
System Balancing Reports	<a href="https://www.neso.energy/industry-information/industry-data-and-reports/system-balancing-reports">https://www.neso.energy/industry-information/industry-data-and-reports/system-balancing-reports</a>
Forecast Volumes and Costs	<a href="https://www.neso.energy/industry-information/industry-data-and-reports/forecast-volumes-and-costs">https://www.neso.energy/industry-information/industry-data-and-reports/forecast-volumes-and-costs</a>