

# NESO

## National Electricity Transmission System Status report

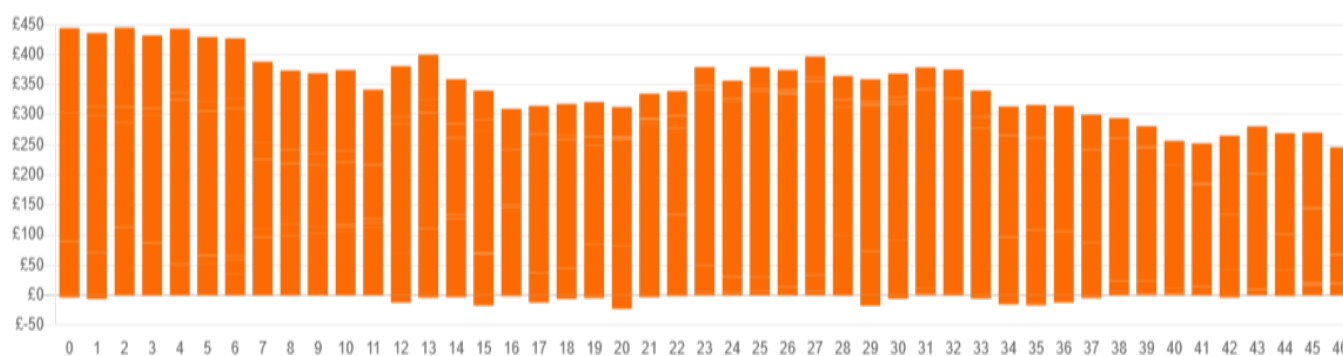
NESO National Electricity Transmission System Status Report  
Saturday 01 November 2025

Today's High Level Risk Status Forecast for the next 24h			
General Status		Voltage	
Demand		System Inertia	
System Margins		Weather	
Generation		Transmission	
Active Constraints			
<a href="#">System Warning</a>			

<a href="#">Today's Minimum De-Rated Margin</a>	20,423 MW (SP 37)	
Current BMU Largest Loss Risk	Generation	1500 MW
	Demand	1050 MW

### Balancing Costs

Last 24 hours' BM spend      Total: £16178k



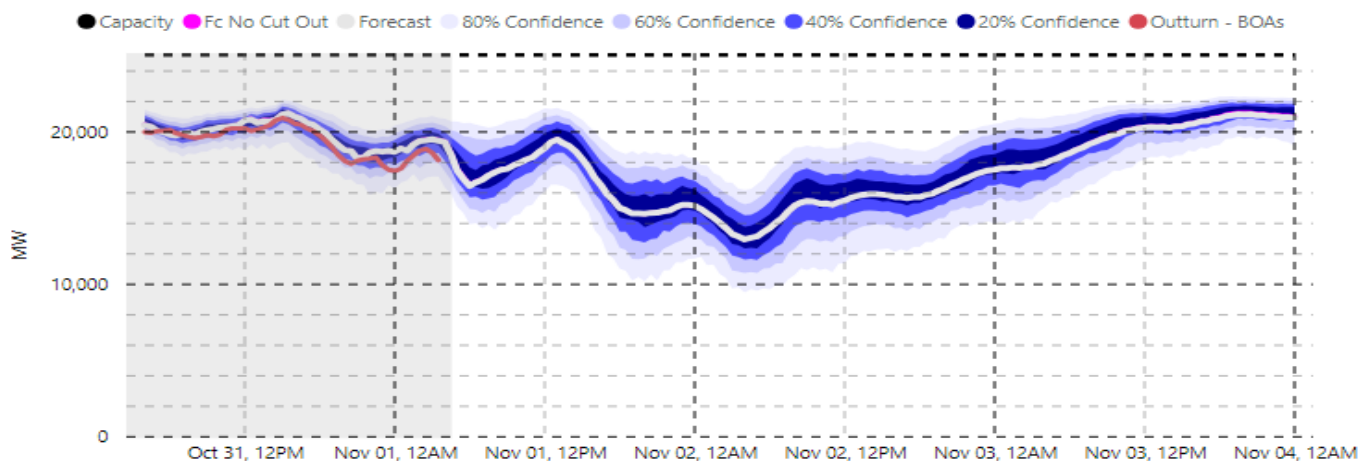
### Yesterday's Market Summary

<a href="#">Cash Out Price (Max)</a>	£104.85 / MWh (SP 33)
<a href="#">Cash Out Price (Min)</a>	£-17.32 / MWh (SP 13)
<a href="#">Peak Demand Yesterday</a>	32,765 MW
<a href="#">Minimum Demand</a>	19,360 MW

### Interconnector Net Transfer Capacity (MWs)

Today	Import	Export	Remarks
Netherlands (BritNed)	1000	1000	Fully Available
Belgium (Nemo)	1000	1000	Fully Available
Ireland (EWIC)	500	500	Fully Available
Northern Ireland (MOYLE)	500	500	Fully Available
Norway (NSL)	1400	1400	Fully Available
France (IFA2)	0	0	Planned outage
Ireland (GreenLink)	500	500	Fully Available
Viking Link	1400	1400	Fully Available
France (ElecLink)	1000	1000	Fully Available
France (IFA)	1500	1500	Unplanned Outage

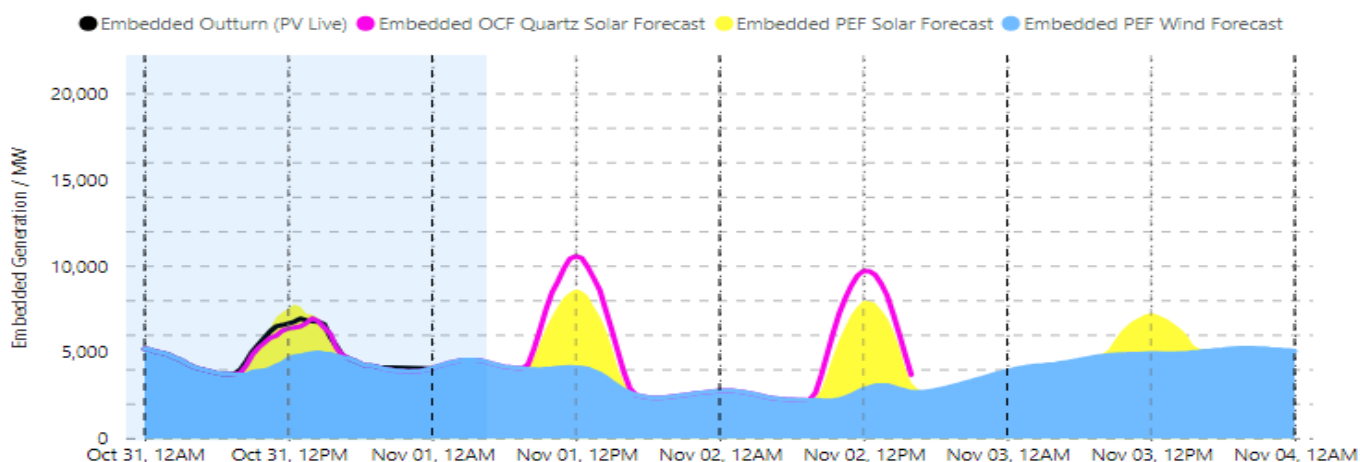
## Wind Power Forecast



## Expected embedded generation (MWs)

### Embedded Generation Forecast

Embedded Generation (non-metered) Estimates																	Last run: 01-Nov-2025 04:51:56	
	31-OCT-2025					01-NOV-2025					02-NOV-2025							
	05:00	08:00	12:00	17:00	21:00	00:00	05:00	08:00	12:00	17:00	21:00	00:00	05:00	08:00	12:00	17:00	21:00	
Solar (MW)	0	310	2046	0	0	0	0	713	5461	0	0	0	0	902	6678	0	0	
Wind (MW)	4087	3834	4655	4762	4082	4215	4505	4247	4289	2573	2485	2787	2332	2283	2925	2805	3465	
STOR (MW)	0	0	0	0	0	0	0	0	0	0	0	0	0	0	0	0	0	
Total (MW)	4087	4144	6701	4762	4082	4215	4505	4960	9750	2573	2485	2787	2332	3185	9603	2805	3465	



Weather	Source	Commentary
Latest forecast (Summary)	<a href="#">Met Office</a> <a href="#">SEPA</a> <a href="#">Natural Resources Wales</a>	<p><b>Today:</b> Heavy rain in the north to begin Saturday but clearing northeastwards throughout the morning. Otherwise, sunshine and blustery showers, heaviest towards the southwest. Best of the sunny spells will be towards the southeast but feeling a little colder than Friday.</p> <p><b>Tonight:</b> Remaining unsettled and windy with clear spells but a band of showers and rain moves into the west and track eastwards. Some of these showers can be heavy and thundery.</p>
General Weather Concerns e.g. wind, rain, snow, flooding, GB Weather Warnings	<a href="#">Met Office</a> <a href="#">Weather Warning</a> <a href="#">England Flood Warning</a> <a href="#">SEPA</a> <a href="#">Natural</a>	<p><b>UK Weather Warnings</b> No weather warnings are in force for the UK</p> <p><b>Flood Warnings</b> 0 flood warning and 1 flood alerts issued for England. 0 flood warnings and 0 flood alerts issued for Scotland. 0 flood warnings and 0 flood alerts issued for Wales.</p>

Weather	Source	Commentary
	<a href="#">Resources</a> <a href="#">Wales</a>	

*Contains public sector information licensed under the Open Government Licence v1.0*

Further Information	
BM Reports	<a href="https://www.elexon.co.uk/data/kinnect-insights-solution/">https://www.elexon.co.uk/data/kinnect-insights-solution/</a>
System Balancing Reports	<a href="https://www.neso.energy/industry-information/industry-data-and-reports/system-balancing-reports">https://www.neso.energy/industry-information/industry-data-and-reports/system-balancing-reports</a>
Forecast Volumes and Costs	<a href="https://www.neso.energy/industry-information/industry-data-and-reports/forecast-volumes-and-costs">https://www.neso.energy/industry-information/industry-data-and-reports/forecast-volumes-and-costs</a>