



# NESO

## National Electricity Transmission System Status report

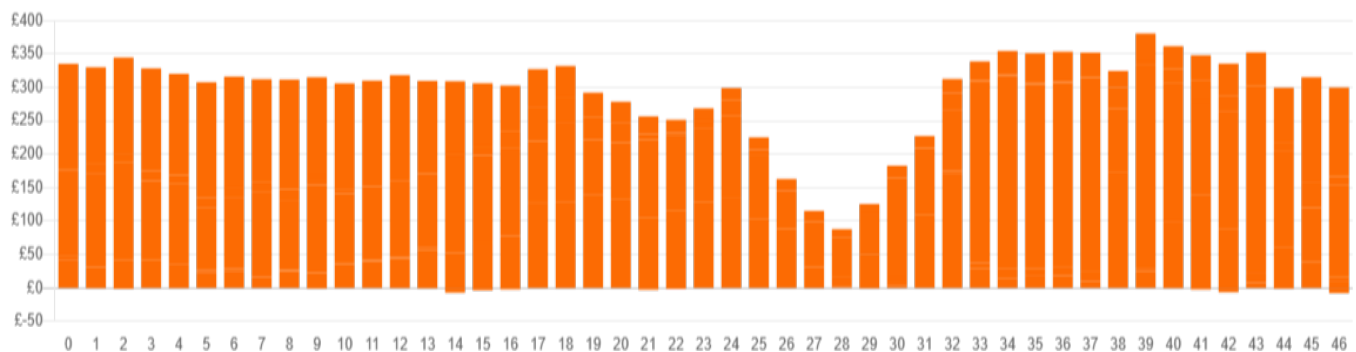
NESO National Electricity Transmission System Status Report  
Sunday 26 October 2025

Today's High Level Risk Status Forecast for the next 24h			
General Status		Voltage	
Demand		System Inertia	
System Margins		Weather	
Generation		Transmission	
Active Constraints			
<a href="#">System Warning</a>			

<a href="#">Today's Minimum De-Rated Margin</a>	17,308 MW (SP 37)	
Current BMU Largest Loss Risk	Generation	1500 MW
	Demand	560MW

### Balancing Costs

Last 24 hours' BM spend      Total: £13844k



### Yesterday's Market Summary

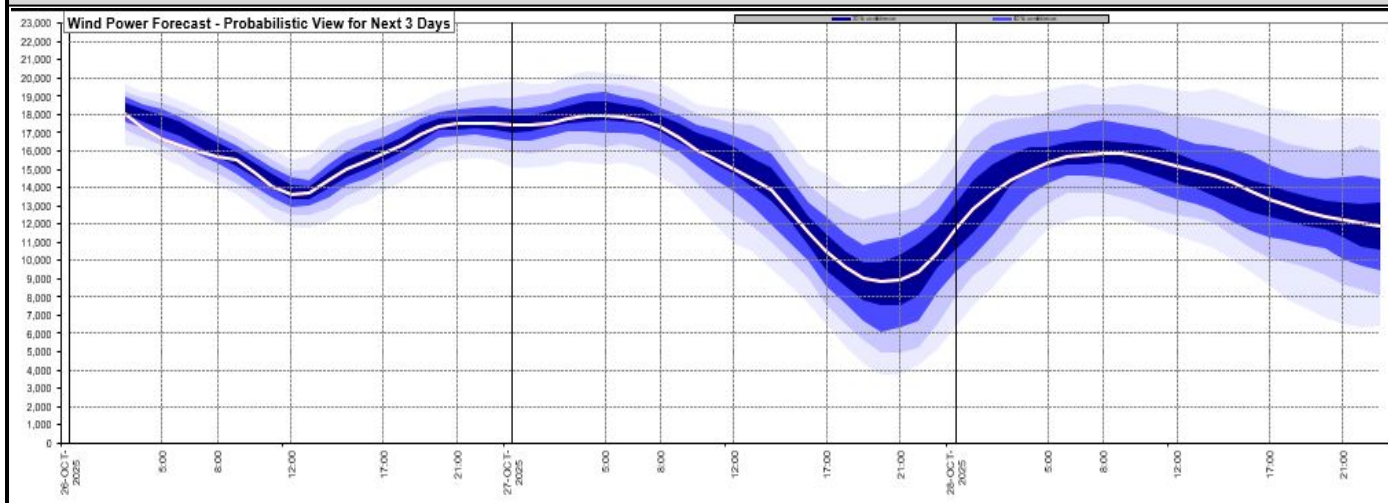
<a href="#">Cash Out Price (Max)</a>	£106 / MWh (SP 39)
<a href="#">Cash Out Price (Min)</a>	£-10.98 / MWh (SP 8,10,21, 47)
<a href="#">Peak Demand Yesterday</a>	31,802 MW (SP 37)
<a href="#">Minimum Demand</a>	18,744 MW (SP 12)

### Interconnector

#### Net Transfer Capacity (MWs)

Today	Import	Export	Remarks
Netherlands (BritNed)	1000	1000	Fully Available
Belgium (Nemo)	1000	1000	Fully Available
Ireland (EWIC)	500	500	Fully Available
Northern Ireland (MOYLE)	500	500	Fully Available
Norway (NSL)	1400	1400	Fully Available
France (IFA2)	1000	1000	Fully Available
Ireland (GreenLink)	500	500	Fully Available
Viking Link	1400	1400	Fully Available
France (ElecLink)	1000	1000	Fully Available
France (IFA)	1500	1500	Unplanned Outage

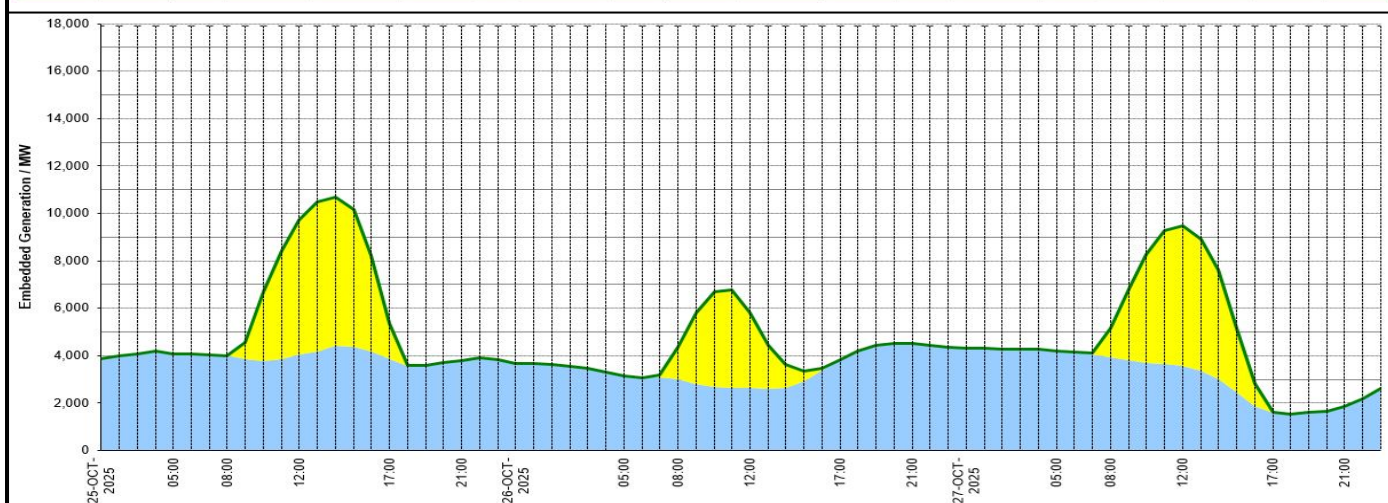
## Wind Power Forecast



## Expected embedded generation (MWs)

### Embedded Generation Forecast

	25-OCT-2025					26-OCT-2025					27-OCT-2025				
	05:00	08:00	12:00	17:00	21:00	00:00	05:00	08:00	12:00	17:00	21:00	00:00	05:00	08:00	12:00
Solar (MW)	0	0	5644	1539	0	0	0	1357	3168	0	0	0	0	1230	5919
Wind (MW)	4083	3991	4056	3833	3774	3685	3145	2990	2634	3825	4501	4326	4212	3945	3558
STOR (MW)	0	0	0	0	0	0	0	0	0	0	0	0	0	0	0
Total (MW)	4083	3991	9700	5372	3774	3685	3145	4347	5802	3825	4501	4326	4212	5175	9477



Weather	Source	Commentary
Latest forecast (Summary)	<a href="#">Met Office</a> <a href="#">SEPA</a> <a href="#">Natural Resources Wales</a>	<b>Today:</b> A mainly dry, chilly but bright start with a few showers in the west. However cloud and rain will gradually move in from the northwest, pushing into eastern areas by the afternoon. Feeling cold once again and staying breezy. <b>Tonight:</b> Outbreaks of rain clearing followed by clear spells and scattered showers, with further bands of rain in the south. Milder than previous nights, but still windy and cold in Scotland.
General Weather Concerns e.g. wind, rain, snow, flooding, GB Weather Warnings	<a href="#">Met Office</a> <a href="#">Weather Warning</a> <a href="#">England Flood Warning</a> <a href="#">SEPA</a> <a href="#">Natural Resources Wales</a>	<b>UK Weather Warnings</b> No weather warnings are in force for the UK  <b>Flood Warnings</b> 2 flood warning and 11 flood alerts issued for England. 0 flood warnings and 0 flood alerts issued for Scotland. 0 flood warnings and 0 flood alerts issued for Wales.

Contains public sector information licensed under the Open Government Licence v1.0

Further Information	
BM Reports	<a href="https://www.elexon.co.uk/data/kinnect-insights-solution/">https://www.elexon.co.uk/data/kinnect-insights-solution/</a>
System Balancing Reports	<a href="https://www.neso.energy/industry-information/industry-data-and-reports/system-balancing-reports">https://www.neso.energy/industry-information/industry-data-and-reports/system-balancing-reports</a>
Forecast Volumes and Costs	<a href="https://www.neso.energy/industry-information/industry-data-and-reports/forecast-volumes-and-costs">https://www.neso.energy/industry-information/industry-data-and-reports/forecast-volumes-and-costs</a>