


# Guide to submitting Modification Applications to NESO for Gate 2 to Whole Queue

This document outlines how to submit a Modification Application, also known as a Mod App, for customers who are submitting evidence to NESO for connections reform.



# When Modification Applications are required for Gate 2 to Whole Queue

A Modification Application, also known as a Mod App, in the context of Gate 2 to Whole Queue (G2TWQ) is an additional submission required as part of the process.

## Who needs to submit a Mod App

For customers applying to NESO, NESO requires a standard / full Modification Application (submitted via the NESO Portal after the submission of the Readiness Declaration and within the application window) from those requesting Advancement and those with Transitional Agreements.

## Submitting a Mod App

This is a requirement of CUSC (Connection and Use of System Code) for such projects to be considered a valid 'Existing Agreement (EA) Request'.

However, as NESO obtains all the information required to progress your application for Gate 2 from within the Readiness Declaration and Original Red Line Boundary, it is acceptable for customers to complete the Mod App form in a light-touch fashion, to the extent permitted by the Portal form, where certain fields will need to be populated to allow submission.

In respect of the DRC data, this can be uploaded into the Portal, and it should reflect the Project in the Existing Agreement. In the event NESO does require updated technical data in future, NESO will contact customers at the appropriate time in the process.

Any changes to the Project other than those permitted via the G2TWQ process (e.g. moving some or all of the technologies and/or stages of a Project to Gate 1, etc) should be done through a gated or non-gated (as appropriate) modification application in the future in accordance with the [Gated Modification Guidance](#).



# How to submit a Modification Application for Gate 2 to Whole Queue

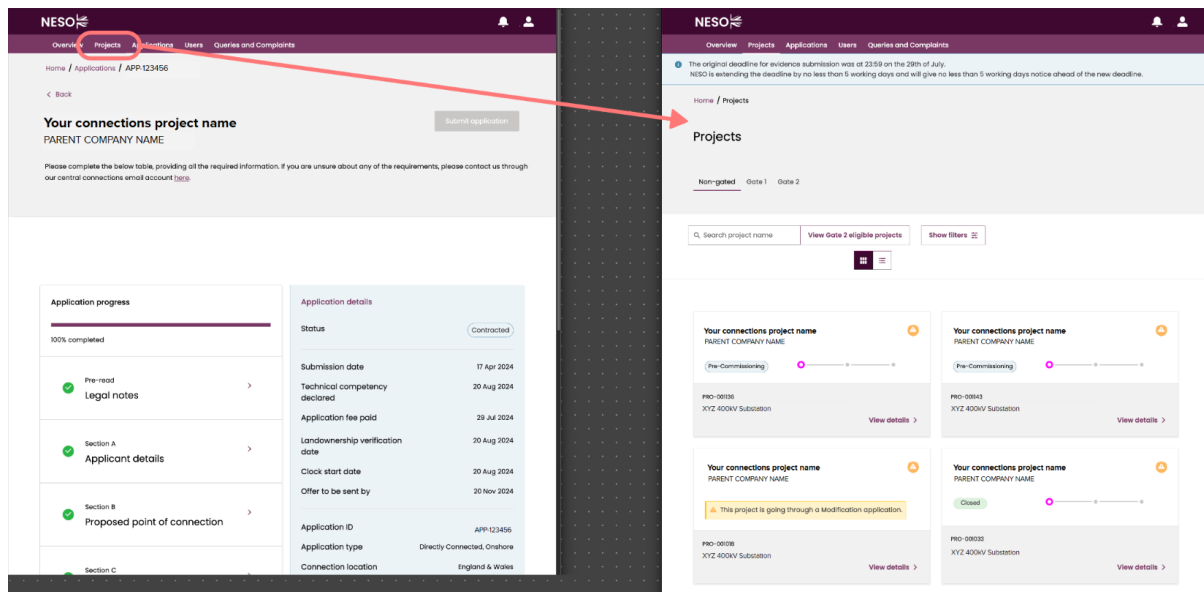
The screenshot shows the NESO connections portal interface. At the top, there's a navigation bar with links: Overview, Projects, Applications, Users, and Queries and Complaints. Below this, a breadcrumb trail reads: Home / Applications / APP-123456. A 'Back' link is visible. The main heading is 'Your connections project name' followed by 'PARENT COMPANY NAME'. A 'Submit application' button is on the right. A note states: 'Please complete the below table, providing all the required information. If you are unsure about any of the requirements, please contact us through our central connections email account [here](#).'

The interface is divided into two main sections:

- Application progress:** A progress bar shows '100% completed'. Below it, a list of steps with green checkmarks and right-pointing arrows:
  - Pre-read
  - Legal notes
  - Section A
  - Applicant details
  - Section B
  - Proposed point of connection
  - Section C
- Application details:** A table-like structure showing various details:
  - Status:** Contracted
  - Submission date:** 17 Apr 2024
  - Technical competency declared:** 20 Aug 2024
  - Application fee paid:** 29 Jul 2024
  - Landownership verification date:** 20 Aug 2024
  - Clock start date:** 20 Aug 2024
  - Offer to be sent by:** 20 Nov 2024
  - Application ID:** APP-123456
  - Application type:** Directly Connected, Onshore
  - Connection location:** England & Wales

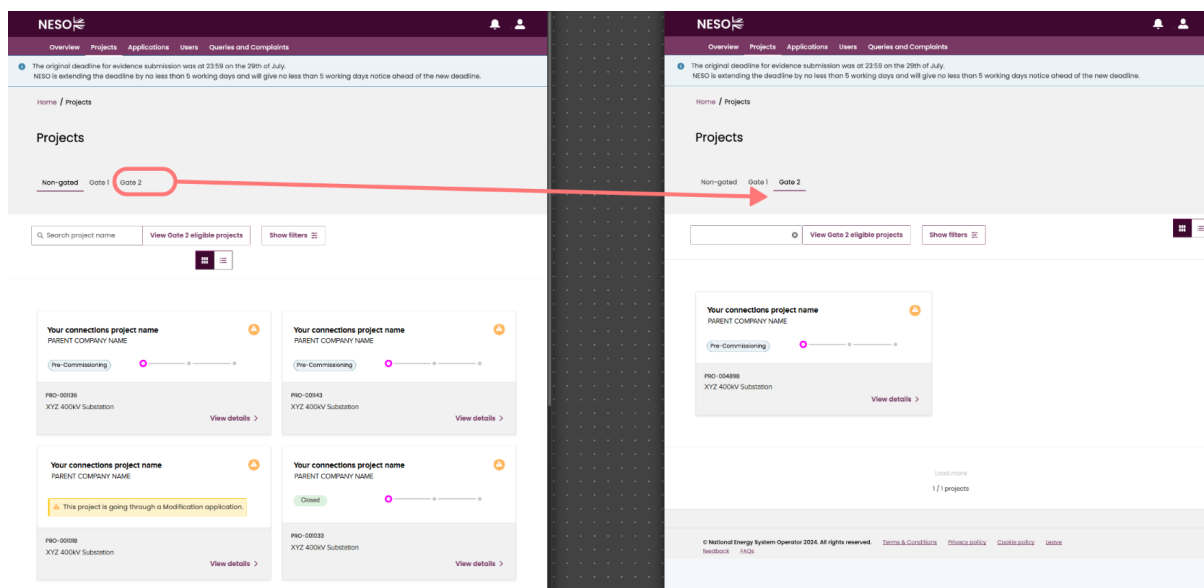
**Please log in to the NESO connections portal.**

For customers required to submit a Modification Application, you can only begin your Modification Application when your Readiness Declaration has been completed and submitted.

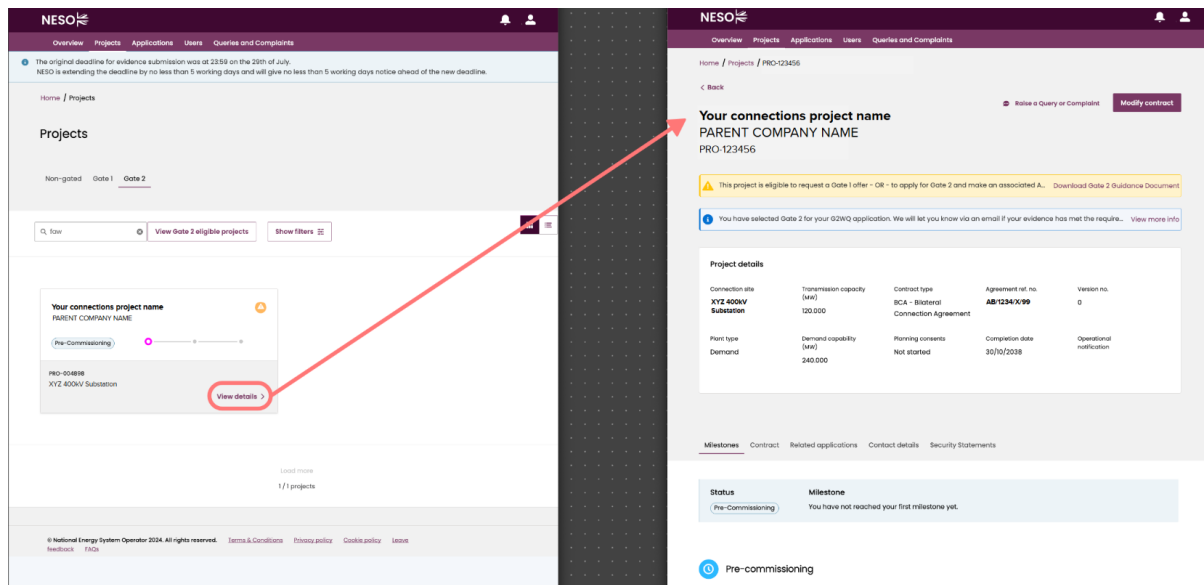


On the NESO portal on the top banner of the screen, please click on **'Projects'**.

When you arrive in the **'Projects'** screen, you will see all your projects listed.

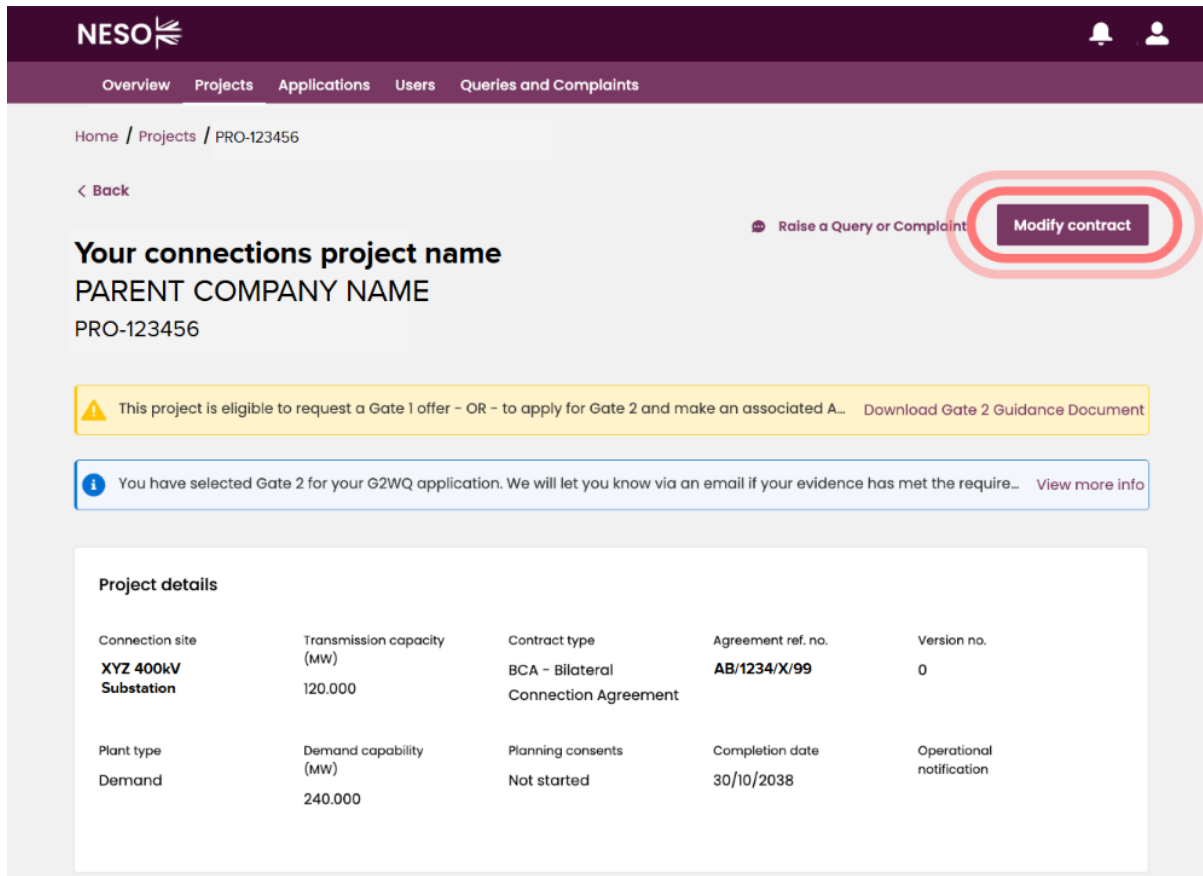


Please select the **'Gate 2'** button to view your Gate 2 eligible projects.



Click '**View Details**' of (each, as relevant) of your Gate 2 eligible projects to proceed to the following screen.

Please note, you will need to **provide a Modification Application for each your Gate 2 eligible projects** (if these include requests for Advancement of connection date or are Transitional Agreement projects).



The screenshot shows the NESO web application interface. At the top, there is a navigation bar with the NESO logo and links for Overview, Projects, Applications, Users, and Queries and Complaints. Below the navigation bar, the breadcrumb trail reads 'Home / Projects / PRO-123456'. A '< Back' link is visible on the left. On the right, there is a 'Raise a Query or Complaint' link and a 'Modify contract' button, which is highlighted with a red circle. The main content area displays 'Your connections project name' as 'PARENT COMPANY NAME' and 'PRO-123456'. Below this, there are two informational banners: a yellow one stating 'This project is eligible to request a Gate 1 offer - OR - to apply for Gate 2 and make an associated A...' with a 'Download Gate 2 Guidance Document' link, and a blue one stating 'You have selected Gate 2 for your G2WQ application. We will let you know via an email if your evidence has met the require...' with a 'View more info' link. At the bottom, there is a 'Project details' section with a table of project information.

Project details				
Connection site	Transmission capacity (MW)	Contract type	Agreement ref. no.	Version no.
XYZ 400kV Substation	120.000	BCA - Bilateral Connection Agreement	AB/1234/X/99	0
Plant type	Demand capability (MW)	Planning consents	Completion date	Operational notification
Demand	240.000	Not started	30/10/2038	

Please click the '**Modify Contract**' button on the top right of the screen in order to proceed with your Modification Application.

This will take you to a series of sections you will need to progress through to complete and submit your Modification Application.



**NESO**

Overview Projects Applications Users Queries and Complaints

Home / Applications / APP-127522 / Section A

## Your connections project name

Modification application

Section A  
Applicant details

This section of the application is primarily concerned with your company details, including your registered company name, number and address. We will also require some contact information for parties who will be dealing with your application within your organisation.

**Section progress**

8 of 8 questions completed

**01 Registered company**

Developer company

**Your connections project name**  
12345678  
123 Anystreet  
London  
EC1 1AB  
United Kingdom

**Parent company**  
Your parent company name

**Guidance**  
This section matches the information provided in Your Account. If it is incorrect or needs updating, please speak to your Contract Manager.  
Please also provide the details of your parent company should you have one. If you do, all your data will be shared with the company you select.

**02 Company Secretary or person to receive CUSC notices**

## Section A: Applicant Details

This section asks for information on your company details. Please note, depending on how you provide this information, you may be asked supplementary questions.

The information that each applicant will need to provide includes:

Registered company

Company secretary or person to receive CUSC notices

Company to be invoiced

Commercial contract

Offer in electronic form

Application fees basis

As an example of additional supplementary questions that may be asked, to answer this question on 'Application fees basis', the options include:

- Fixed Price
- Variable Price
  - If you select 'Variable Price' you will also need to provide your bank details on company headed paper for future reconciliation.



**NESO**

Overview Projects Applications Users Queries and Complaints

Home / Applications / APP-127522 / Section B

## Your connections project name

Modification application

### Section B

#### Connection site to be modified

This section of your application looks at the proposed physical location of your connection and any information you may have at this stage regarding land rights, conditions and requirements.

---

**Section progress**

7 of 7 questions completed

---

**01 Agreement reference number**

Please provide the agreement reference number.

\* Agreement reference number

**Guidance**

Please provide us with your Agreement Reference Number. You can find this in the footer of any of your contract documents.

---

**02 Connection name and location**

Please identify by name the connection Site at which the Modification is to be undertaken.

If you would like more information about a specific Connection Site please visit [Connections 360](#).

\* Connection site

**Guidance**

In this section please specify the details about the name and location of your connection.

NatPower Harburn Green Energy Park 400kV Substation

## Section B: Connection site to be modified

This section asks for information about the proposed physical location of your connection, and any information you may have at this stage regarding land rights, conditions and requirements.

The information that each applicant will need to provide includes:

Agreement reference number

Connection name and location

Additional land

Storage and accommodation space

Land conditions

Planning consents

Construction works.





**NESO**

Overview Projects Applications Users Queries and Complaints

Home / Applications / APP-127522 / Section C

## Your connections project name

Modification application

Section C

Technical information

This section is designed to understand more about the what you are planning to connect to the system.

---

**Section progress**

4 of 4 questions completed

---

**01 Summary of Application**

Please provide the reasons (select all that apply) and a brief description of this Modification application and select the plant type(s) from the list below.

\* Modification reasons

- ☐ CIC/TEC increase
- ☐ CIC/TEC decrease
- ☒ Date change
- ☐ Change of Technology
- ☐ Adding Technology
- ☐ Change of Connection site
- ☐ Modification to Asset

\* Modification description 15/1000

Change date

**Guidance**

Please provide an overview of your modification, including details regarding the reasons for it, plant type and any other relevant information.

## Section C: Technical information

This section asks for technical information about the project.

The information that each applicant will need to provide includes:

### Summary of Application

- For all projects, please select '**Date change.**'
- If you are requesting Advancement, please then select the plant types relevant to the Advancement request.
- If you have a Transitional Agreement, and you are requesting Advancement, please then select the plant types relevant to the Advancement request.
- If you have a Transitional Agreement, but you are not requesting Advancement, please still select 'Date change'.
- For Transitional Agreements, please include that your project is a Transitional Agreement in the 'Modification description' section.

### Connection type

Deterministic criteria compliant offer

Transmission Connection Asset Works.



**NESO**

Overview Projects Applications Users Queries and Complaints

Home / Applications / APP-127522 / Section D

## Your connections project name

Modification application

Section D  
Programme

This section asks for the key dates associated to your project. Having a full picture of what your programme looks like is very useful at the offer stage of your connections journey. As a minimum we would require a desired connection date, a timeline for achieving any relevant consents, a date for financial investment decision and the start of construction. Please fill in the dates requested - if you have a more detailed programme this can be uploaded along with your application.

**Section progress**

1 of 1 questions completed

### 01 Development and construction programme

Please provide details of when the Applicant expects to be completing the substantive works that lead to the completion of the following phases of the User Development or reach the following relevant key milestones below and other additional milestones as necessary (working backwards from expected connection date at 'year 0'). This information is expected to provide the anticipated project overview at the time of application:

Note: If the related milestone has been already achieved, please tick the checkbox instead.

\* Planning application submitted date  
24/07/2025

Town & Country Planning\*, 536,537

☐ Milestone already completed

\* Planning consent awarded date  
25/08/2025

☐ Milestone already completed

\* Financial Investment Decision (FID) date  
26/08/2025

☐ Milestone already completed

**Guidance**

To ensure that the contract offer meets your requirements, you need to provide the dates requested. These dates will be taken into account throughout the process and will help to inform your contract milestones.

Please bear in mind that all dates at this stage are indicative and are dependent on the outcome of system studies by the relevant TO and the successful completion of the offer process.

Please ensure that each date follows the prior programme date entered.

## Section D: Programme

This section asks for information regarding the key dates associated to your project.

The information that each applicant will need to provide includes:

### Development and construction programme

- Planning application submitted date
- Planning consent awarded date
- Financial Investment Decision date
- Plant ordered date
- Construction started date
- Backfeed date
- Completion date

Please note, the **earliest** provided date should be the 'Planning application submitted date'. The **latest** provided date should be the 'Completion date'.

Failing to provide dates following this sequence will generate an error message on the portal.

## Section E: Enabling Works

The information that each applicant will need to provide includes:

- Do you require Enabling Works to be greater in scope than the MITS Connection Works?



**NESO**

Overview Projects Applications Users Queries and Complaints

Home / Applications / APP-127522 / Section F

## Your connections project name

Modification application

Section F  
Standard planning data

For your application to be processed you must submit at least the minimum required level of DRC planning data.

---

**Section progress**

1 of 1 questions completed

---

**01 Standard Planning Data**

Please provide full details of the proposed application together with the relevant Standard Planning Data as listed in Part I of the appendix to the Planning Code which are applicable to you.

Note: the data concerned forms part of the Planning Code and Data Registration Code. Applicants should refer to these sections of the Grid Code for an explanation.

[Download required document](#)

Document downloaded!

**\* Related documentation**

[Upload Files](#) Or drop files

ESOCPP\_DRC\_V1\_4

**Guidance**

This is the standard planning data that the relevant TOs require to assess the impact of your proposed connection on the transmission system. The submission of this data is essential to progress your application.

## Section F: Standard Planning Data

This section asks you to submit at least the minimum required level of DRC planning data for your application to be processed.

The information that each applicant will need to provide includes:


### Standard Planning data



- Please note, this section requires for a document to be downloaded and completed, and then re-uploaded to this section. This asks for the standard planning data that the relevant TOs require to assess the impact of your proposed connection to the transmission system.

### Single Line Diagram

- Please note, this is different to your Readiness Declaration submission requirement of the Original Red Line Boundary.







[Overview](#) [Projects](#) [Applications](#) [Users](#) [Queries and Complaints](#)

[Home](#) / [Applications](#) / [APP-127522](#) / [Declaration of Acceptance](#)

## Your connections project name

Modification application

Declaration of Acceptance

Review and accept

### Declaration of Acceptance

Please study the following notes before completing and signing the Application form.

- We hereby apply to modify our connection to the National Electricity Transmission System at:  

NatPower Harburn Green Energy Park 400kV Substation

Connection Site
- We agree to pay The Company's Engineering Charges on the terms specified in the Notes to the Connection Application.
- We will promptly inform The Company of any change in the information given in this Application as quickly as practicable after becoming aware of any such change.
- We authorise the release of certain information, on the grounds of commercial confidentiality, to the appropriate Public Distribution System Operator(s) or to the Relevant Transmission Licensee, should it be considered necessary.
- \* We confirm that we meet The Company Credit Rating  

☒ Yes  
☐ No  
☐ I don't know

The Company Credit Rating is 5A+ A- or Moody's A3. This must be the credit rating of the company entity submitting the application.
- We confirm our agreement to the disclosure in the manner set out in Paragraph 6.30.3 of CUSC of the information specified in such Paragraph.

☒ I have read and understood the Declaration of Acceptance above.

[< Previous](#)

## Declaration of Acceptance:

The final page of the Modification Application asks you to read the Declaration of Acceptance and confirm agreement.



# Note on fees for Modification Applications for Gate 2 to Whole Queue

Please see this link for information relating to Modification Application fees:

[Advancement fees | National Energy System Operator](#)

**Advancement fees are fixed** for G2TWQ for each project. Please note, advancement fees will not be charged per stage, only per project (i.e., Existing Agreement).

The fixed advancement fees for Transmission connected projects and Large Embedded Generators depend on the region (please note, *all application fees are subject to VAT. The fees quoted here do not include VAT*):

- NGET: £13,600
- SPT: £6,200
- SHET: £5,600

Please note, DNO modification applications related to small and medium power stations that request advancement through their host DNO are expected to be 'batched' by Grid Supply Point / Bulk Supply Point. Host DNOs will be invoiced a fixed fee of £13,600 in NGETs region, £6,200 in SPTs region and £5,600 in SHETs region. This will be charged per modification application related to each relevant Grid Supply Point / Bulk Supply Point.

**Projects with Transitional Agreements** (even if they request Advancement) will be subject to the current modification application fee. This means that the modification application fee remains as outlined in the [current charging statement](#) and customers can choose between fixed or variable. Please note, Transitional Agreement customers would not have to pay the Modification Application fee and an Advancement fee.

Projects that submit a Modification Application will only be invoiced after queue formation, for projects that have successfully passed strategic alignment.



# FAQs on Modification Applications for Gate 2 to Whole Queue

## **Who needs to submit a Modification Application in Gate 2 to Whole Queue?**

Only those with a Transitional Agreement, and/or those requesting Advancement, and applying directly to NESO, need to submit a Modification Application (Mod App).

You do not need to submit a Mod App if you reduce TEC or drop a technology or request a change to connection site (or any other non-advancement topics which are permitted in the Gate 2 to Whole Queue process).

## **What if I am doing a combination of permissible activities for Gate 2 to Whole Queue, how should I reflect this in my Modification Application?**

If the combination of permissible activities is related to a Transitional Agreement and/or includes Advancement (e.g. Advancement and a TEC Reduction), then a Mod App is required, but if it is not related to a Transitional Agreement and/or including Advancement (e.g. a TEC Reduction and dropping a technology) then a Mod App is not required.

## **Why are you asking for a Modification Application, and then only from those with a Transitional Agreement and/or those requesting Advancement?**

It is a CUSC requirement (under [CMP435](#)).

## **Within the Modification Application I am required to provide DRC Data and a SLD – do I do this based on the project in my original application/agreement before it changed e.g. before advancement was requested, or where (only consequentially as part of the Mod App, as above), before a TEC Reduction, before dropping a technology, before requesting a change to connection point, etc? Or, do I do it to reflect the project after the requested change(s)?**

Either would be acceptable for the purpose of submission.

However, if you provide the updated technical data at this point in time (i.e. to reflect the changes permitted by, or as a consequence of those permitted by, Gate 2 to Whole Queue) it may make it simpler/quicker in future in the event it is required by NESO at a later date.

## **Where I requested an earlier connection date than I have contracted, should I complete the Modification Application based on my original application/ agreement, or reflect the programme for the earlier date I have requested?**

If developers want to submit data, and/or information based on the content of the original programme, that is permitted. If developers however want to align with the advanced



programme that is also permitted. NESO will ask for additional programme information if required.

**What do you mean by ‘In respect of the DRC data, this can be uploaded into the Portal, and it should reflect the Project in the Existing Agreement’ then?**

The Project within the Existing Agreement is the ‘thing’ which is going through Gate 2 and that ‘thing’ should not be changed within the Gate 2 to Whole Queue process unless it is explicitly permitted to change within the process e.g. projects are explicitly permitted to request Advancement, reduce TEC, drop a technology, request a change to connection site, etc.

They are not permitted to change technology, increase capacity, etc, within the Gate 2 to Whole Queue process. Therefore, the DRC Data must reflect the Project in the Existing Agreement, noting that certain changes can be requested/enacted to that ‘Project’ through Gate 2 to Whole Queue, and others cannot and must be done at a later date through a future Mod App.

**What is the deadline for submission of a Modification Application?**

The closure of the application window.

**I have already submitted my Modification Application, and I submitted a PDF as the portal would not accept excel, as the portal now does accept excel, do I need to re-submit?**

If customers have already submitted the Modification Application, there is no need to re-submit information for this reason, as NESO will ask the customer for further information if needed.


**Can I be removed from the process due to the information submitted within my Modification Application?**

NESO is taking a pragmatic approach to reviewing the content of Mod Apps, and developers will not be removed from the process due to the contents of a submitted Mod App. We obtain all of the information required to progress your application for Gate 2 from within the Readiness Declaration and Original Red Line Boundary. In the event NESO does require updated technical data in future (e.g. related to TEC Reduction or dropping a technology, where each of these may alter the project’s configuration), NESO will contact customers at the appropriate time in the process to request updated technical data reflecting the updated project configuration.

**What if I am required to submit a Modification Application and do not do so?**

Developers who are required to submit a Mod App must do so to ensure they are compliant with the code requirements, and non-submission of a Mod App where one is required will likely result in a project not being progressed within the process.





National Energy System Operator  
Faraday House  
Warwick Technology Park  
Gallows Hill  
Warwick  
CV34 6DA  
[www.neso.energy](http://www.neso.energy)