

# NESO

## National Electricity Transmission System Status report

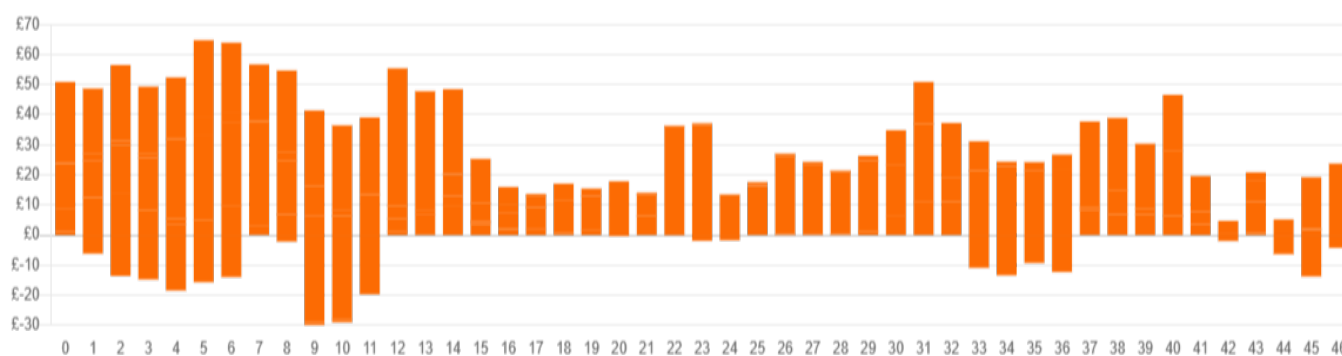
NESO National Electricity Transmission System Status Report  
Wednesday 23 July 2025

Today's High Level Risk Status Forecast for the next 24h			
General Status		Voltage	
Demand		System Inertia	
System Margins		Weather	
Generation		Transmission	
Active Constraints			
<a href="#">System Warning</a>			

<a href="#">Today's Minimum De-Rated Margin</a>	4741 MW (SP 41)	
Current BMU Largest Loss Risk	Generation	1500 MW
	Demand	560 MW

### Balancing Costs

Last 24 hours' BM spend      Total: £1324k



### Yesterday's Market Summary

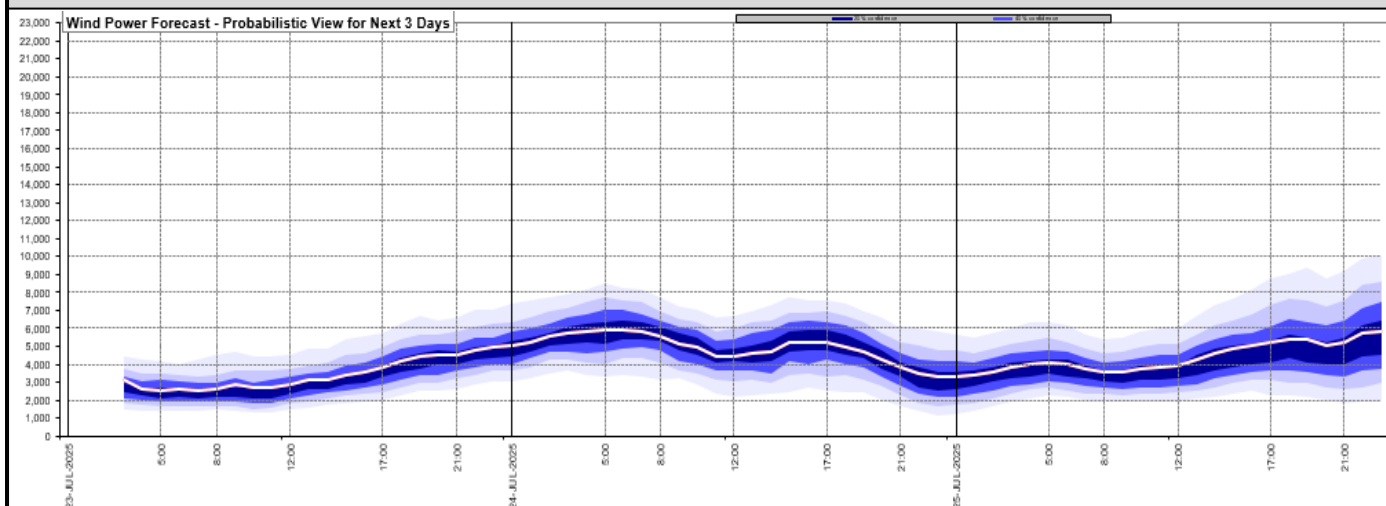
<a href="#">Cash Out Price (Max)</a>	£113 /MWh (SP 25)
<a href="#">Cash Out Price (Min)</a>	£62.55 /MWh (SP 11,12)
<a href="#">Peak Demand Yesterday</a>	28,700 MW
<a href="#">Minimum Demand</a>	18,780 MW

### Interconnector

#### Net Transfer Capacity (MWs)

Today	Import	Export	Remarks
Netherlands (BritNed)	1000	1000	Fully Available
Belgium (Nemo)	1000	1000	Fully Available
Ireland (EWIC)	500	500	Fully Available
Northern Ireland (MOYLE)	500	500	Fully Available
Norway (NSL)	1400	1400	Fully Available
France (IFA2)	1000	1000	Fully Available
Ireland (GreenLink)	500	500	Fully Available
Viking Link	1400	1400	Fully Available
France (ElecLink)	1000	1000	Fully Available
France (IFA)	2000	2000	Fully Available

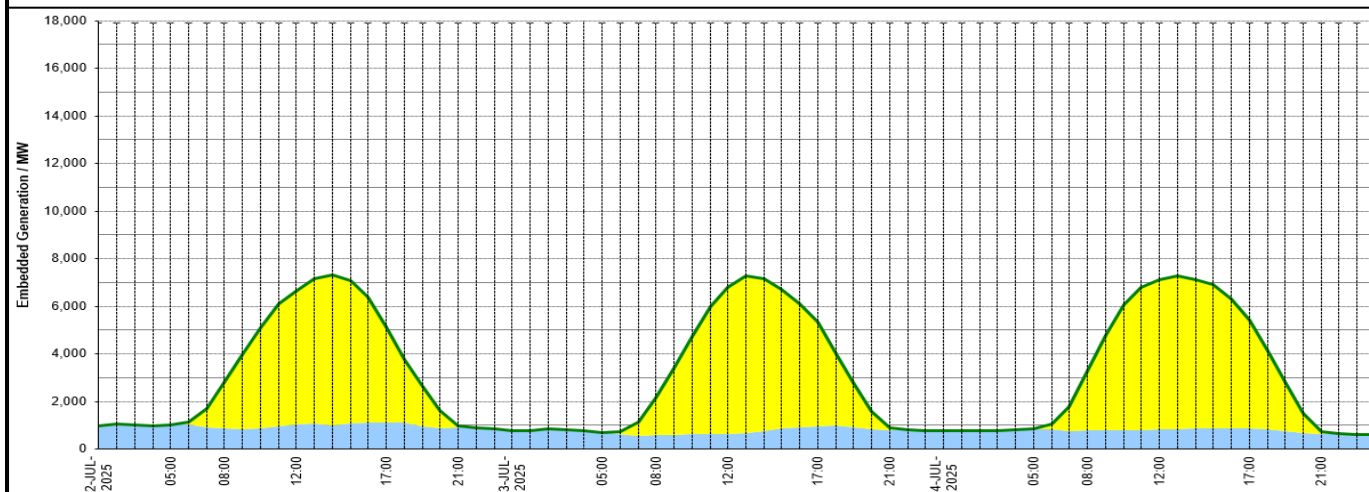
## Wind Power Forecast



## Expected embedded generation (MWs)

### Embedded Generation Forecast

Embedded Generation (non-metered) Estimates																Last run: 23-Jul-2025 04:31:41	
	22-JUL-2025					23-JUL-2025					24-JUL-2025						
	05:00	08:00	12:00	17:00	21:00	00:00	05:00	08:00	12:00	17:00	21:00	00:00	05:00	08:00	12:00	17:00	21:00
Solar (MW)	0	1914	5593	4038	81	0	0	1577	6135	4387	78	0	0	2482	6311	4564	94
Wind (MW)	1023	876	1032	1099	902	785	705	576	639	960	803	770	839	776	817	870	644
STOR (MW)	0	0	0	0	0	0	0	0	0	0	0	0	0	0	0	0	0
Total (MW)	1023	2790	6625	5137	983	785	705	2153	6774	5347	881	770	839	3258	7128	5434	738



Weather	Source	Commentary
Latest forecast (Summary)	<a href="#">Met Office</a> <a href="#">SEPA</a> <a href="#">Natural Resources Wales</a>	<b>Today:</b> Scattered showers today across western and southern parts with the showers potentially turning heavy and thundery into the afternoon. A mix of bright spells and a few light showers elsewhere. Feeling warm in any sunshine. <b>Tonight:</b> Showers slowly fading, though a few continuing across East Anglia and southwest England. Otherwise, a mix of cloud and clear spells, with perhaps some patchy drizzle in northwest Scotland.
General Weather Concerns e.g. wind, rain, snow, flooding, GB Weather Warnings	<a href="#">Met Office</a> <a href="#">Weather Warnings</a> <a href="#">SEPA</a> <a href="#">Natural Resources Wales</a>	<b>UK Weather Warnings</b> No weather warnings are in force for the UK <b>Flood Warnings</b> 0 flood warning and 0 floods alert issued for England.  0 flood warning and 0 flood alerts issued for Scotland.  0 flood warnings and 0 flood alerts issued for Wales.

Further Information	
BM Reports	<a href="https://www.elexon.co.uk/data/kinnect-insights-solution/">https://www.elexon.co.uk/data/kinnect-insights-solution/</a>
System Balancing Reports	<a href="https://www.neso.energy/industry-information/industry-data-and-reports/system-balancing-reports">https://www.neso.energy/industry-information/industry-data-and-reports/system-balancing-reports</a>
Forecast Volumes and Costs	<a href="https://www.neso.energy/industry-information/industry-data-and-reports/forecast-volumes-and-costs">https://www.neso.energy/industry-information/industry-data-and-reports/forecast-volumes-and-costs</a>