

# NESO

## National Electricity Transmission System Status report

NESO National Electricity Transmission System Status Report  
Friday 11 July 2025

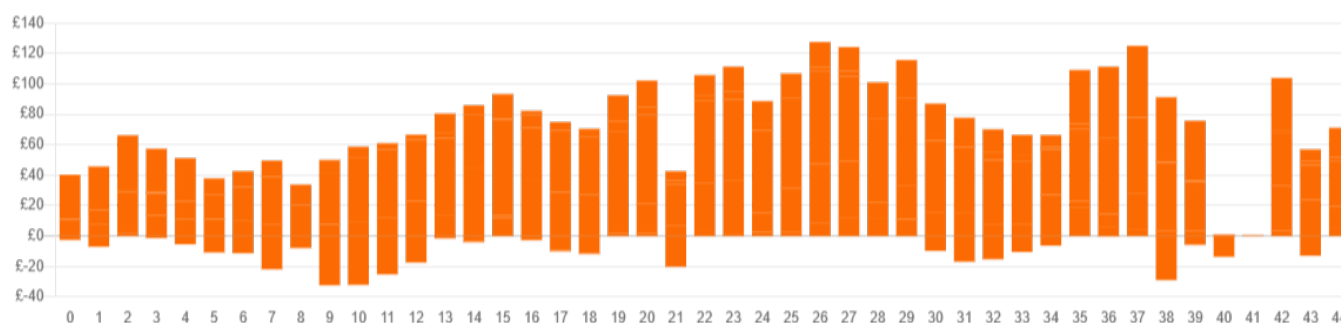
Today's High Level Risk Status Forecast for the next 24h			
General Status		Voltage	
Demand		System Inertia	
System Margins		Weather	
Generation		Transmission	
Active Constraints			
<a href="#">System Warning</a>			

<a href="#">Today's Minimum De-Rated Margin</a>	4774 MW (SP 48)	
Current BMU Largest Loss Risk	Generation	1500 MW
	Demand	950MW

### Balancing Costs

Last 24 hours' BM spend

Total: £3035k



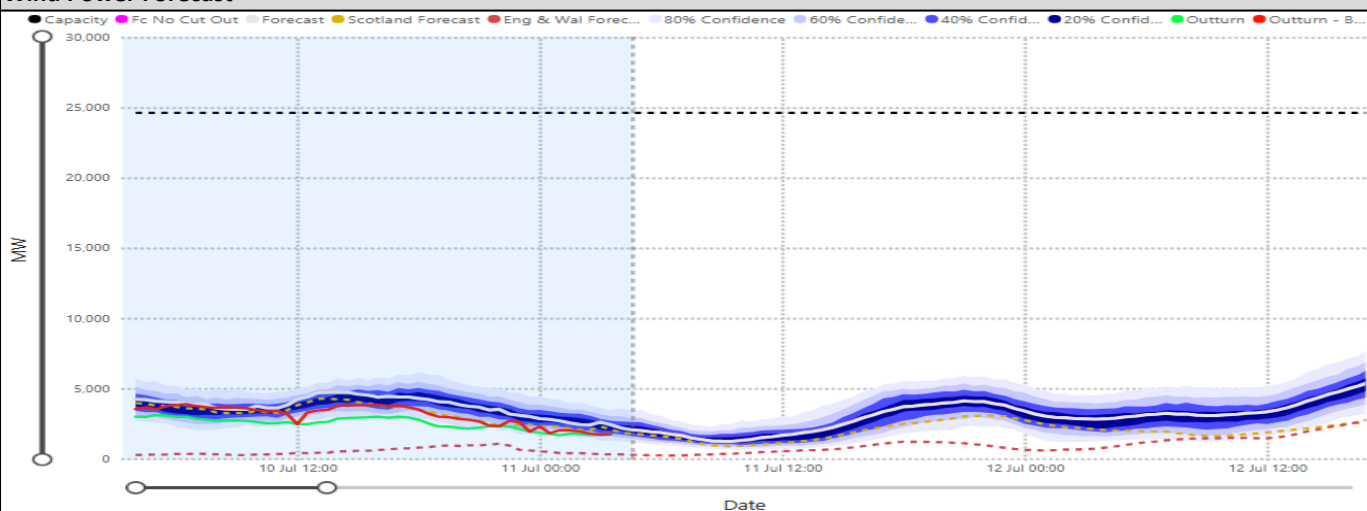
### Yesterday's Market Summary

<a href="#">Cash Out Price (Max)</a>	£145MWh (SP 44)
<a href="#">Cash Out Price (Min)</a>	£0MWh (SP 10, 43)
<a href="#">Peak Demand Yesterday</a>	29,072MW (SP 41)
<a href="#">Minimum Demand</a>	19,997MW (SP 10)

### Interconnector Net Transfer Capacity (MWs)

Today	Import	Export	Remarks
Netherlands (BritNed)	1000	1000	Fully Available
Belgium (Nemo)	1000	1000	Fully Available
Ireland (EWIC)	500	500	Fully Available
Northern Ireland (MOYLE)	0	0	Planned outage
Norway (NSL)	1400	1400	Fully Available
France (IFA2)	1000	1000	Fully Available
Ireland (GreenLink)	500	500	Fully Available
Viking Link	1400	1400	Fully Available
France (ElecLink)	1000	1000	Fully Available
France (IFA)	2000	2000	Fully Available

## Wind Power Forecast

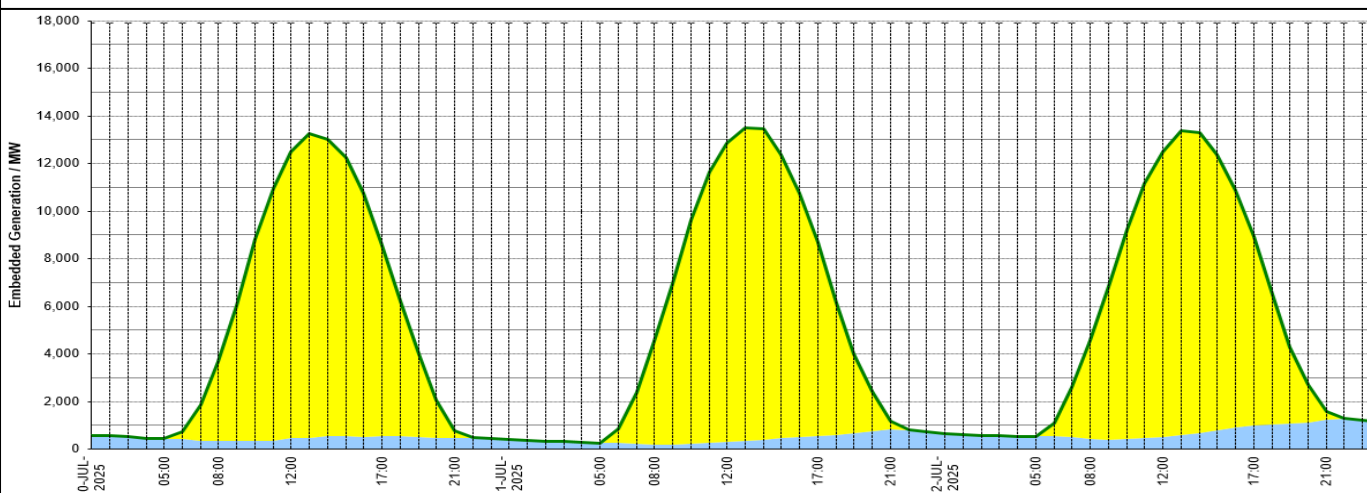


## Expected embedded generation (MWs)

### Embedded Generation Forecast

#### Embedded Generation (non-metered) Estimates Last run: 11-Jul-2025 04:31:38

	10-JUL-2025					11-JUL-2025					12-JUL-2025						
	05:00	08:00	12:00	17:00	21:00	00:00	05:00	08:00	12:00	17:00	21:00	00:00	05:00	08:00	12:00	17:00	21:00
Solar (MW)	0	3301	12020	8023	284	0	0	4312	12569	8111	330	0	0	4149	11972	7909	353
Wind (MW)	440	363	450	546	471	393	261	199	288	566	847	666	539	433	528	1005	1238
STOR (MW)	0	0	0	0	0	0	0	0	0	0	0	0	0	0	0	0	0
Total (MW)	440	3664	12470	8569	755	393	261	4511	12857	8677	1177	666	539	4582	12500	8914	1591



Weather	Source	Commentary
Latest forecast (Summary)	<a href="#">Met Office</a> <a href="#">SEPA</a> <a href="#">Natural Resources Wales</a>	<b>Today:</b> Cloudy in the north and west, with patchy drizzle at first. Dry for most elsewhere, with sunny intervals. Temperatures widely above average, becoming hot across parts of Southern and Southwestern England and Wales.  <b>Tonight:</b> Cloudy with outbreaks of rain in the northwest. Elsewhere, dry with long clear spells, some patchy fog across parts of Northern Ireland, Scotland and Northwest England. Warm.
General Weather Concerns e.g. wind, rain, snow, flooding, GB Weather Warnings	<a href="#">Met Office</a> <a href="#">Weather Warnings</a> <a href="#">SEPA</a> <a href="#">Natural Resources Wales</a>	<b>UK Weather Warnings</b> No weather warnings are in force for the UK  <b>Flood Warnings</b> 0 flood warning and 0 floods alert issued for England.  0 flood warning and 0 flood alerts issued for Scotland.

Weather	Source	Commentary
		0 flood warnings and 0 flood alerts issued for Wales.

*Contains public sector information licensed under the Open Government Licence v1.0*

Further Information	
BM Reports	<a href="https://www.elexon.co.uk/data/kinnect-insights-solution/">https://www.elexon.co.uk/data/kinnect-insights-solution/</a>
System Balancing Reports	<a href="https://www.neso.energy/industry-information/industry-data-and-reports/system-balancing-reports">https://www.neso.energy/industry-information/industry-data-and-reports/system-balancing-reports</a>
Forecast Volumes and Costs	<a href="https://www.neso.energy/industry-information/industry-data-and-reports/forecast-volumes-and-costs">https://www.neso.energy/industry-information/industry-data-and-reports/forecast-volumes-and-costs</a>