

# NESO

## National Electricity Transmission System Status report

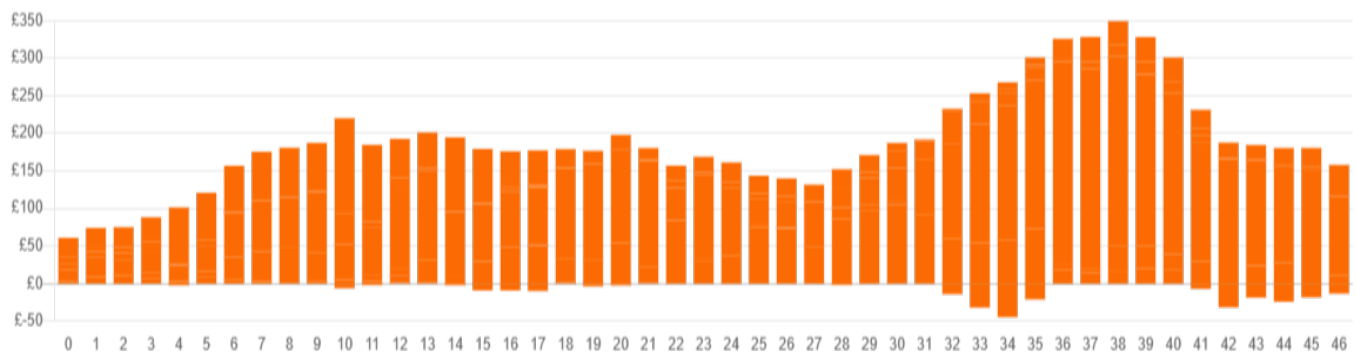
NESO National Electricity Transmission System Status Report  
Tuesday 08 July 2025

Today's High Level Risk Status Forecast for the next 24h			
General Status		Voltage	
Demand		System Inertia	
System Margins		Weather	
Generation		Transmission	
Active Constraints			
<a href="#">System Warning</a>			

<a href="#">Today's Minimum De-Rated Margin</a>	9416 MW (SP 41)	
Current BMU Largest Loss Risk	Generation	1600 MW
	Demand	1150 MW

### Balancing Costs

Last 24 hours' BM spend      Total: £8613k



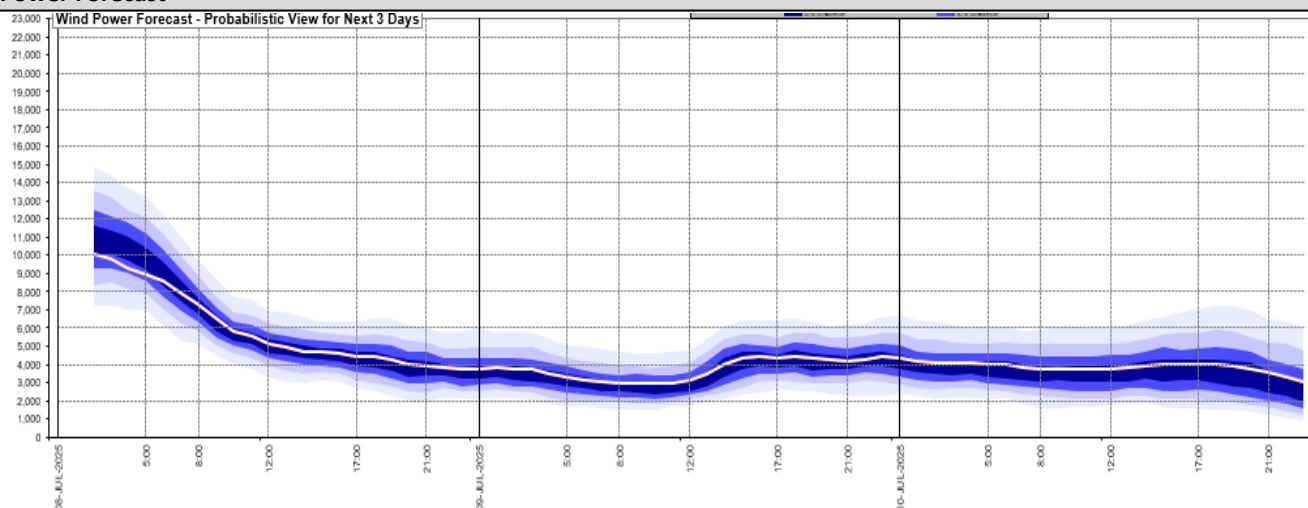
### Yesterday's Market Summary

<a href="#">Cash Out Price (Max)</a>	£119MWh (SP 40)
<a href="#">Cash Out Price (Min)</a>	-£33.14MWh (SP 30)
<a href="#">Peak Demand Yesterday</a>	25,510MW (SP 40)
<a href="#">Minimum Demand</a>	17,718MW (SP 9)

### Interconnector Net Transfer Capacity (MWs)

Today	Import	Export	Remarks
Netherlands (BritNed)	1000	1000	Fully Available
Belgium (Nemo)	1000	1000	Fully Available
Ireland (EWIC)	500	500	Fully Available
Northern Ireland (MOYLE)	450	450	Fully Available
Norway (NSL)	1400	1400	Fully Available
France (IFA2)	1000	1000	Fully Available
Ireland (GreenLink)	500	500	Fully Available
Viking Link	1400	1400	Fully Available
France (ElecLink)	1000	1000	Fully Available
France (IFA)	1500	1500	Partially Unavailable

## Wind Power Forecast



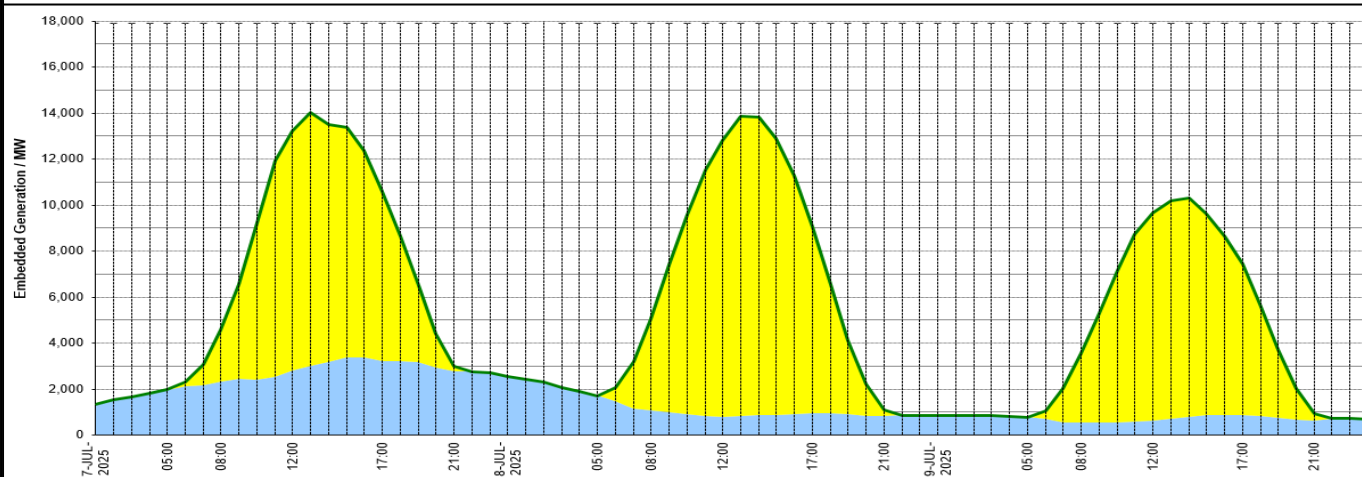
## Expected embedded generation (MWs)

### Embedded Generation Forecast

#### Embedded Generation (non-metered) Estimates

Last run: 08-Jul-2025 02:31:38

	07-JUL-2025					08-JUL-2025					09-JUL-2025				
	05:00	08:00	12:00	17:00	21:00	00:00	05:00	08:00	12:00	17:00	21:00	00:00	05:00	08:00	12:00
Solar (MW)	0	2218	10397	7379	245	0	0	3986	12027	8104	282	0	0	3029	9039
Wind (MW)	1965	2339	2829	3212	2759	2564	1702	1070	802	940	824	849	775	541	631
STOR (MW)	0	0	0	0	0	0	0	0	0	0	0	0	0	0	0
Total (MW)	1965	4557	13226	10591	3004	2564	1702	5056	12829	9044	1106	849	775	3570	9670



Weather	Source	Commentary
Latest forecast (Summary)	<a href="#">Met Office</a> <a href="#">SEPA</a> <a href="#">Natural Resources Wales</a>	<b>Today:</b> Sunny for many. However, cloud will move in across Northern Ireland and western Scotland as the day progresses, thick enough for some light rain and drizzle at times. A few showers may also graze some eastern coasts of England. Warmer. <b>Tonight:</b> Cloud and drizzle likely across northwestern parts this evening and overnight. Dry elsewhere, with clear spells. A warmer night compared to of late.
General Weather Concerns e.g. wind, rain, snow, flooding, GB Weather Warnings	<a href="#">Met Office</a> <a href="#">Weather Warnings</a> <a href="#">SEPA</a> <a href="#">Natural Resources Wales</a>	<b>UK Weather Warnings</b> No weather warnings are in force for the UK <b>Flood Warnings</b> 0 flood warning and 0 floods alert issued for England. 0 flood warning and 0 flood alerts issued for Scotland. 0 flood warnings and 0 flood alerts issued for Wales.

Contains public sector information licensed under the Open Government Licence v1.0

Further Information	
BM Reports	<a href="https://www.elexon.co.uk/data/kinnect-insights-solution/">https://www.elexon.co.uk/data/kinnect-insights-solution/</a>
System Balancing Reports	<a href="https://www.neso.energy/industry-information/industry-data-and-reports/system-balancing-reports">https://www.neso.energy/industry-information/industry-data-and-reports/system-balancing-reports</a>
Forecast Volumes and Costs	<a href="https://www.neso.energy/industry-information/industry-data-and-reports/forecast-volumes-and-costs">https://www.neso.energy/industry-information/industry-data-and-reports/forecast-volumes-and-costs</a>