

# NESO

## National Electricity Transmission System Status report

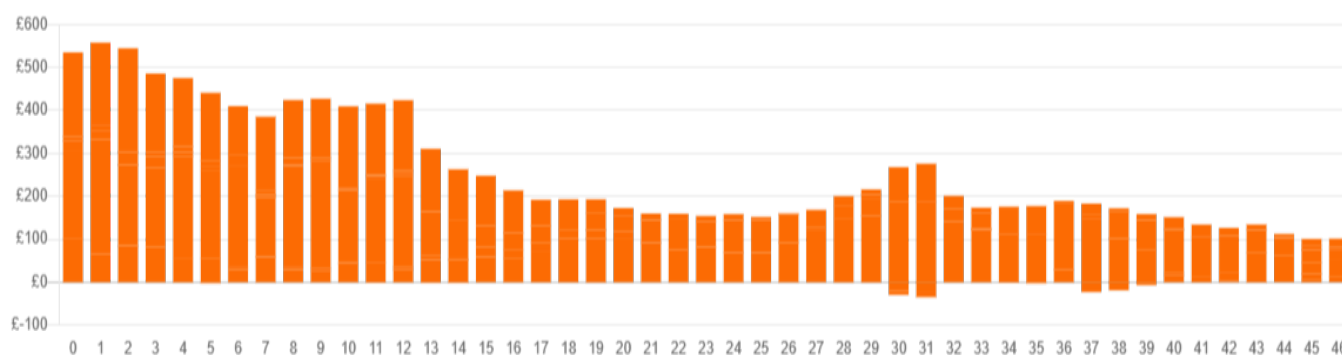
NESO National Electricity Transmission System Status Report  
Sunday 06 July 2025

Today's High Level Risk Status Forecast for the next 24h			
General Status		Voltage	
Demand		System Inertia	
System Margins		Weather	
Generation		Transmission	
Active Constraints			
<a href="#">System Warning</a>			

<a href="#">Today's Minimum De-Rated Margin</a>	9,562 MW (SP 48)	
Current BMU Largest Loss Risk	Generation	1600 MW
	Demand	1150 MW

### Balancing Costs

Last 24 hours' BM spend      Total: £11956k



### Yesterday's Market Summary

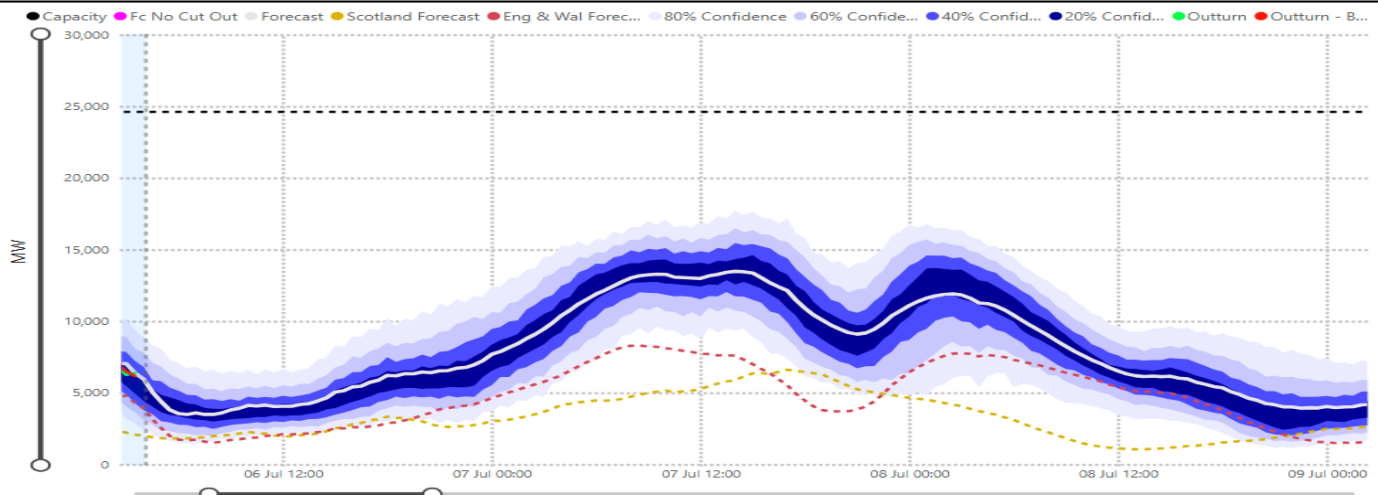
<a href="#">Cash Out Price (Max)</a>	£138.90 MWh (SP 40)
<a href="#">Cash Out Price (Min)</a>	£30.15 MWh (SP 4)
<a href="#">Peak Demand Yesterday</a>	23,945 MW (SP 41)
<a href="#">Minimum Demand</a>	15,645 MW (SP 12)

### Interconnector

#### Net Transfer Capacity (MWs)

Today	Import	Export	Remarks
Netherlands (BritNed)	1000	1000	Fully Available
Belgium (Nemo)	1000	1000	Fully Available
Ireland (EWIC)	500	500	Fully Available
Northern Ireland (MOYLE)	450	450	Fully Available
Norway (NSL)	1400	1400	Fully Available
France (IFA2)	1000	1000	Fully Available
Ireland (GreenLink)	500	500	Fully Available
Viking Link	1400	1400	Fully Available
France (ElecLink)	1000	1000	Fully Available
France (IFA)	1500	1500	Partially Unavailable

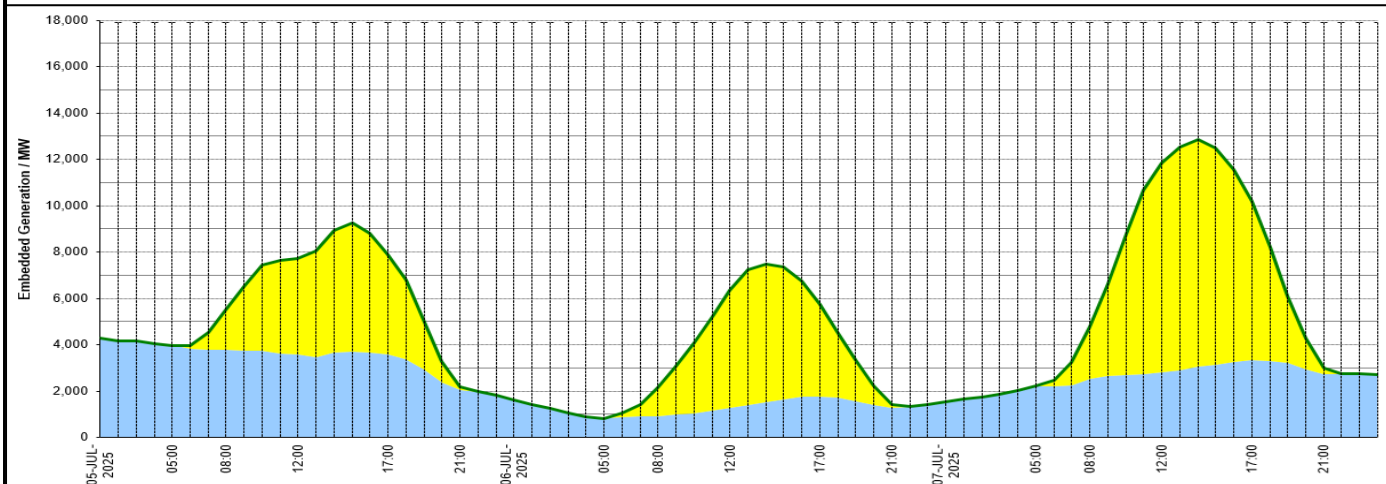
## Wind Power Forecast



## Expected embedded generation (MWs)

### Embedded Generation Forecast

	05-JUL-2025					06-JUL-2025					07-JUL-2025				
	05:00	08:00	12:00	17:00	21:00	00:00	05:00	08:00	12:00	17:00	21:00	00:00	05:00	08:00	12:00
Solar (MW)	0	1703	4162	4323	155	0	0	1246	5101	3991	141	0	16	2251	9038
Wind (MW)	3973	3781	3570	3563	2050	1621	822	911	1257	1743	1291	1542	2202	2534	2794
STOR (MW)	0	0	0	0	0	0	0	0	0	0	0	0	0	0	0
Total (MW)	3973	5484	7732	7886	2205	1621	822	2157	6358	5734	1432	1542	2218	4785	11832



Weather	Source	Commentary
Latest forecast (Summary)	<a href="#">Met Office</a> <a href="#">SEPA</a> <a href="#">Natural Resources Wales</a>	<b>Today:</b> Sunshine and scattered showers, these heavy and carrying a risk of thunder across central and eastern parts. Longer spells of rain spreading across the north later. Cooler with brisk northerly winds, though feeling warm in any spells of sunshine. <b>Tonight:</b> Showers gradually clear to the east with clear spells developing for many western areas. A continued risk of scattered showers slipping southwards in the east. Feeling fresher for all.
General Weather Concerns e.g. wind, rain, snow, flooding, GB Weather Warnings	<a href="#">Met Office</a> <a href="#">Weather Warnings</a> <a href="#">SEPA</a> <a href="#">Natural Resources Wales</a>	<b>UK Weather Warnings</b> Yellow warning of thunderstorms Areas affected: East Midlands, East of England, London & South East England, Yorkshire & Humber <b>Flood Warnings</b> 0 flood warning and 0 floods alert issued for England. 0 flood warning and 0 flood alerts issued for Scotland. 0 flood warnings and 0 flood alerts issued for Wales.

Contains public sector information licensed under the Open Government Licence v1.0

Further Information	
BM Reports	<a href="https://www.elexon.co.uk/data/kinnect-insights-solution/">https://www.elexon.co.uk/data/kinnect-insights-solution/</a>
System Balancing Reports	<a href="https://www.neso.energy/industry-information/industry-data-and-reports/system-balancing-reports">https://www.neso.energy/industry-information/industry-data-and-reports/system-balancing-reports</a>
Forecast Volumes and Costs	<a href="https://www.neso.energy/industry-information/industry-data-and-reports/forecast-volumes-and-costs">https://www.neso.energy/industry-information/industry-data-and-reports/forecast-volumes-and-costs</a>