

**NESO**  
**National Electricity**  
**Transmission**  
**System**  
Status report

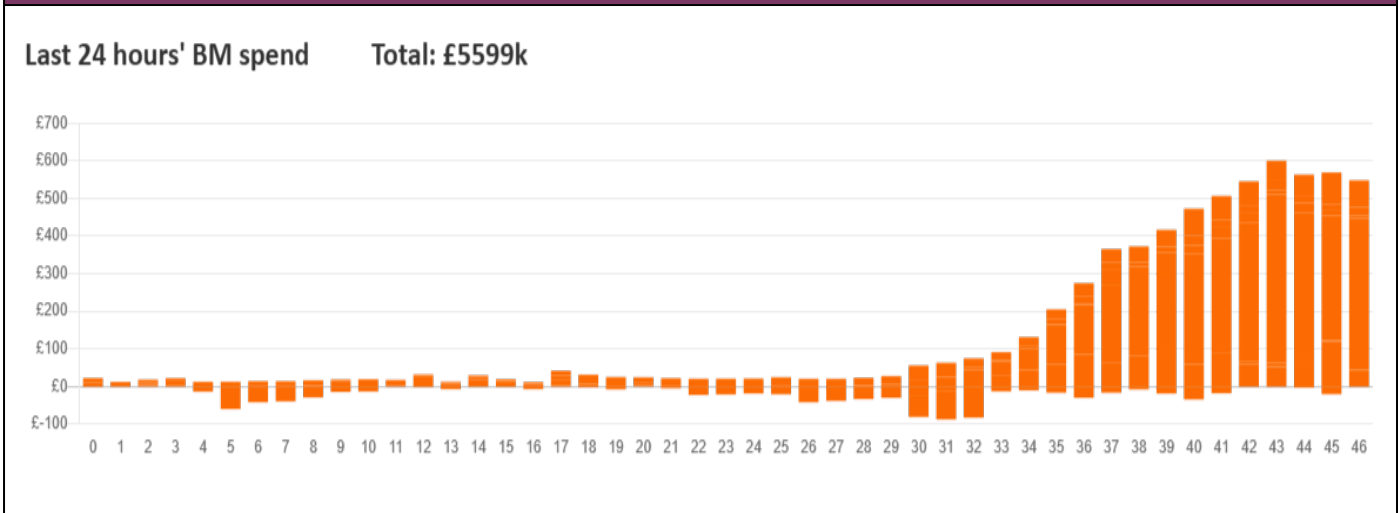


NESO National Electricity Transmission System Status Report  
Friday 03 April 2026

Today's High Level Risk Status Forecast for the next 24h			
General Status		Voltage	
Demand		System Inertia	
System Margins		Weather	
Generation		Transmission	
Active Constraints			
<a href="#">System Warning</a>			

<a href="#">Today's Minimum De-Rated Margin</a>	22,279 MW (SP 41)	
Current BMU Largest Loss Risk	Generation	1400 MW
	Demand	850 MW

Balancing Costs



Yesterday's Market Summary

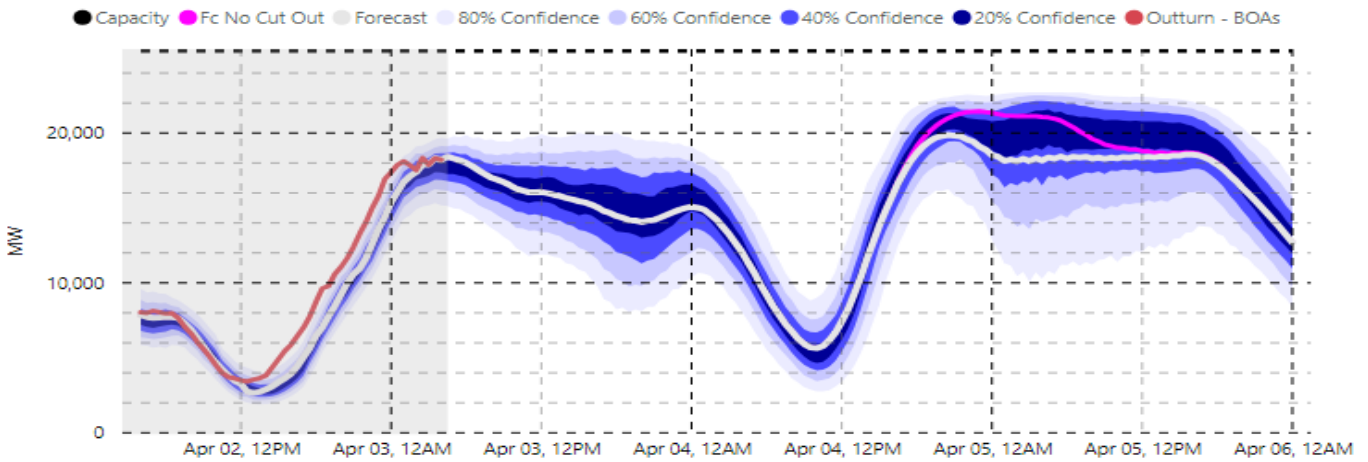
<a href="#">Cash Out Price (Max)</a>	£141.10 / MWh (SP 14)
<a href="#">Cash Out Price (Min)</a>	£10.00 / MWh (SP 33)
<a href="#">Peak Demand Yesterday</a>	32,131 MW (SP 40)
<a href="#">Minimum Demand</a>	21,377 MW (SP 30)

Interconnector

Net Transfer Capacity (MWs)

Today	Import	Export	Remarks
Netherlands (BritNed)	1000	1000	Fully Available
Belgium (Nemo)	1000	1000	Fully Available
Ireland (EWIC)	500	500	Fully Available
Northern Ireland (MOYLE)	500	500	Fully Available
Norway (NSL)	1400	1400	Fully Available
France (IFA2)	1000	1000	Fully Available
Ireland (GreenLink)	500	500	Fully Available
Viking Link	1400	1400	Fully Available
France (ElecLink)	1000	1000	Fully Available
France (IFA)	1500	1500	Unplanned outage

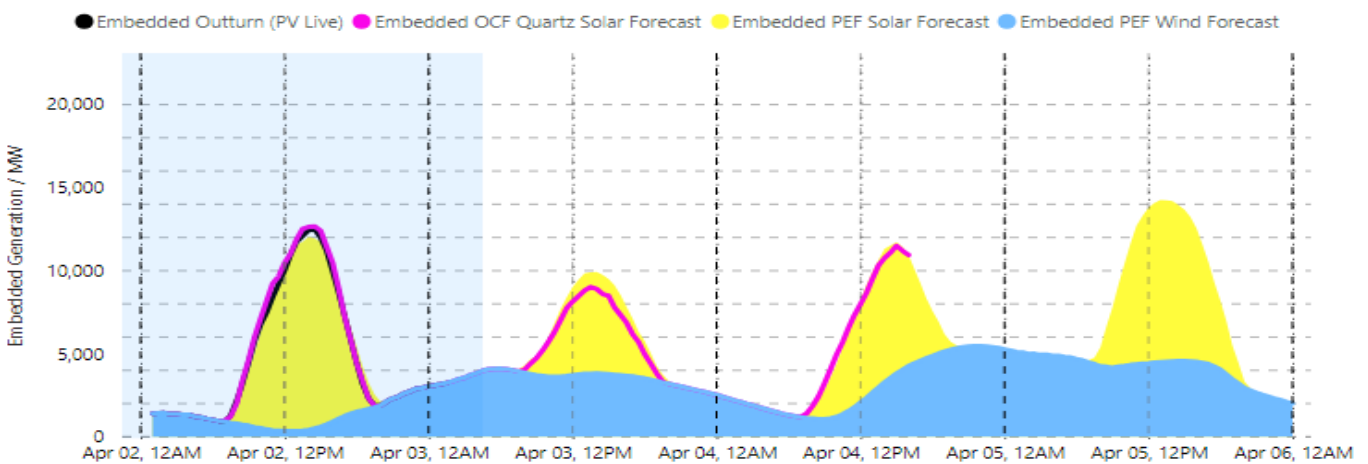
### Wind Power Forecast



### Expected embedded generation (MWs)

#### Embedded Generation Forecast

Embedded Generation (non-metered) Estimates															Last run: 03-Apr-2026 04:31:59		
	02-APR-2026					03-APR-2026					04-APR-2026						
	05:00	08:00	12:00	17:00	21:00	00:00	05:00	08:00	12:00	17:00	21:00	00:00	05:00	08:00	12:00	17:00	21:00
Solar (MW)	0	1363	9669	6037	0	0	0	230	4352	2716	0	0	0	833	5497	4403	0
Wind (MW)	1197	815	362	1264	2356	3116	4150	3980	3847	3748	3139	2607	1523	1130	2160	4738	5604
STOR (MW)	0	0	0	0	0	0	0	0	0	0	0	0	0	0	0	0	0
<b>Total (MW)</b>	<b>1197</b>	<b>2178</b>	<b>10031</b>	<b>7301</b>	<b>2356</b>	<b>3116</b>	<b>4150</b>	<b>4210</b>	<b>8199</b>	<b>6464</b>	<b>3139</b>	<b>2607</b>	<b>1523</b>	<b>1963</b>	<b>7657</b>	<b>9141</b>	<b>5604</b>



Weather	Source	Commentary
Latest forecast (Summary)	<a href="#">Met Office</a> <a href="#">SEPA</a> <a href="#">Natural Resources Wales</a>	<b>Today:</b> Storm Dave moving in over the Easter weekend. Cloudy and breezy with rain and drizzle slowly clearing, but lingering in the south. Some brighter spells developing in the north with sunshine and scattered showers, some heavy and wintry over higher ground. Feeling warm in the south. <b>Tonight:</b> Light rain clears most areas except the far south before returning north later. Elsewhere clear spells with northern showers, wintry on hills. Patchy frost in Scotland, Northern Ireland and England.
General Weather Concerns e.g. wind, rain, snow, flooding, GB Weather Warnings	<a href="#">Met Office</a> <a href="#">Weather Warning</a> <a href="#">England Flood Warning</a> <a href="#">SEPA</a> <a href="#">Natural Resources Wales</a>	<b>UK Weather Warnings</b> Yellow warning of snow: Central, Tayside & Fife   Grampian   Highlands & Eilean Siar   Strathclyde Yellow warning of wind: Areas affected: North East England, North West England, SW Scotland, Lothian Borders, Strathclyde, Wales, Yorkshire & Humber, Central, Tayside & Fife, Grampian, Highlands & Eilean Siar, Orkney & Shetland <b>Flood Warnings</b> 2 flood warnings and 12 flood alerts issued for England. 0 flood warning and 0 flood alerts issued for Scotland

Weather	Source	Commentary
		0 flood warnings and 0 flood alerts issued for Wales

Contains public sector information licensed under the Open Government Licence v1.0

Further Information	
BM Reports	<a href="https://www.elexon.co.uk/data/kinnect-insights-solution/">https://www.elexon.co.uk/data/kinnect-insights-solution/</a>
System Balancing Reports	<a href="https://www.neso.energy/industry-information/industry-data-and-reports/system-balancing-reports">https://www.neso.energy/industry-information/industry-data-and-reports/system-balancing-reports</a>
Forecast Volumes and Costs	<a href="https://www.neso.energy/industry-information/industry-data-and-reports/forecast-volumes-and-costs">https://www.neso.energy/industry-information/industry-data-and-reports/forecast-volumes-and-costs</a>